


Grade 3



TERM 1



HL ENG



WORKSHEET





PACK

HOME LANGUAGE WORKSHEET






ENGLISH GRADE 3 TERM 1

WEEK 3



MONDAY ACTIVITY 1



	LOOK & SAY	eat	phone	scared	help	friend
	SOUND OUT	call	fun	not	see	
		think	mad	cross	glad	
	READ	I am <u>glad</u> . I am <u>glad</u> to <u>see</u> you are <u>not</u> <u>mad</u> . I am <u>glad</u> to <u>see</u> you are <u>not</u> <u>cross</u> . It is <u>not</u> <u>fun</u> to be <u>mad</u> . It is <u>not</u> <u>fun</u> to be <u>cross</u> . It is <u>fun</u> to be <u>glad</u> . Do you <u>think</u> it is <u>fun</u> ? Do you <u>think</u> it is <u>fun</u> to be <u>mad</u> ? Do you <u>think</u> it is <u>fun</u> to be <u>cross</u> ? I do <u>not</u> <u>think</u> it is <u>fun</u> to be <u>mad</u> and <u>cross</u> .				
	WRITE	Write the  and  words in your dictionary.				

MONDAY ACTIVITY 2





	READ	Read the  and  words from Activity 1.
	READ	Can I <u>call</u> you? Can I <u>call</u> you <u>mad</u> ? Is it <u>fun</u> ? Is it <u>fun</u> to <u>call</u> you <u>mad</u> ? It is <u>not</u> . It is <u>not</u> <u>fun</u> . It is <u>not</u> <u>fun</u> to <u>call</u> you <u>mad</u> . You will be <u>cross</u> . You will be <u>cross</u> if I <u>call</u> you <u>mad</u> . You will <u>not</u> be <u>glad</u> . You will <u>not</u> be <u>glad</u> if I <u>call</u> you <u>mad</u> . I will <u>not</u> <u>call</u> you. I will <u>not</u> <u>call</u> you <u>mad</u> .
	WRITE	Write a sentence with: help Write a question with: think

TUESDAY ACTIVITY 1





	LOOK & SAY	eat	phone	scared	help	friend
	SOUND OUT	stop	stand	must	just	
		strong	rust	bust	strap	

	READ	I <u>must stop</u> . I <u>must just stop</u> . I <u>must stop</u> and think. I <u>must just stop</u> and think. <u>Must I help</u> ? <u>Must I stop</u> to help? <u>Must I stop</u> to help my friend. My friend will be glad. My friend will be glad if I <u>stop</u> . My friend will be glad if I <u>stop</u> to help. He will not be mad. He will not be mad if I <u>stop</u> . He will not be mad if I <u>stop</u> to help.
	WRITE	1. Who must I stop and help? I must stop and help my _____. 2. How will my friend feel if I stop and help? My friend will feel _____ if I stop and help.







TUESDAY ACTIVITY 2

	READ	Read the  and  words from Activity 1.
	WRITE	Write a sentence with: eat Write a question with: strong



WEDNESDAY ACTIVITY 1



	LOOK & SAY	eat	phone	scared	help	friend
	SOUND OUT	boat	coat	road	goat	
	READ	I see a <u>boat</u> . I see a <u>boat</u> on the <u>road</u> . I see a <u>goat</u> in the <u>boat</u> on the <u>road</u> ! Can you see the <u>boat</u> ? Can you see the <u>boat</u> on the <u>road</u> ? Can you the <u>goat</u> in the <u>boat</u> on the <u>road</u> ? Must we help? Must we help the <u>goat</u> ? Must we help the <u>goat</u> in the <u>boat</u> ? Must we help the <u>goat</u> in the <u>boat</u> on the <u>road</u> ?				
	WRITE	1. Where is the boat? The boat is in the _____. 2. What is in the boat? The _____ is in the boat.				

WEDNESDAY ACTIVITY 2





	READ	Read the  and  words from Activity 1.
	WRITE	Write the  words and  words in your dictionary. Write a sentence with: friend Write a question with: soap

THURSDAY ACTIVITY 1





	LOOK & SAY	eat	phone	scared	help	friend			
	SOUND OUT	stop		must		just		bust	
		boast		boat		road		coat	

	READ	 <p>Wendy to help their friend. The shark <u>must</u> not eat their friend. Wendy <u>must stop</u> the shark! Will Wendy <u>stop</u> the shark? Will Wendy help?</p>	<p>The fish are scared. The fish are scared for their friend. The fish <u>must</u> help. The fish <u>must</u> help their friend. They <u>must stop</u> and help their friend! They <u>must</u> phone. They <u>must just</u> phone. They <u>must just</u> phone Wendy. They <u>must just</u> phone Wendy to help. They <u>must just</u> phone</p>
---	-------------	--	--





THURSDAY ACTIVITY 2

	READ	Read the  and  words from Activity 1.
	WRITE	<ol style="list-style-type: none">1. Who is scared? The _____ are scared.2. Who are they scared for? They are scared for their _____.3. Who must they phone? They must phone _____.4. Who wants to eat their friend? The _____ wants to eat their friend.5. Who must stop the shark? _____ must stop the shark.

FRIDAY ACTIVITY 1

	READ	Read all the  and  words again.
	READ	Read the story from Thursday Activity 1.

FRIDAY ACTIVITY 2







	READ	Read all the  and  words again.
	WRITE	Write the sentences in your book. Fix the mistakes. <ol style="list-style-type: none">1. they must stop and help their friend2. they must just phone wendy to help3. will wendy stop the shark

HOME LANGUAGE WORKSHEET






ENGLISH GRADE 3 TERM 1

WEEK 4



MONDAY ACTIVITY 1


	LOOK & SAY	please	ruin	why	knock	sorry
	SOUND OUT	strong	goat	roast	must	
		stop	soak	road	toad	
	READ	<p><u>Must I roast?</u> <u>Must I roast</u> the <u>goat</u>? <u>Must I soak</u> the <u>goat</u>? <u>Must I soak</u> and <u>roast</u> the <u>goat</u>? You <u>must stop</u>! You <u>must not roast</u> the <u>goat</u>. You <u>must not soak</u> the <u>goat</u>. You <u>must not soak</u> and <u>roast</u> the <u>goat</u>. Why <u>must I not roast</u> the <u>goat</u>? Why <u>must I not soak</u> the <u>goat</u>? Why <u>must I not soak</u> and <u>roast</u> the <u>goat</u>?</p>				
	WRITE	Write the  and  words in your dictionary.				


MONDAY ACTIVITY 2

	READ	Read the  and  words from Activity 1.
	READ	<p>Can you see the <u>toad</u>? Can you see the <u>toad</u> in the <u>road</u>? The <u>toad</u> is <u>strong</u>. The <u>toad</u> in the <u>road</u> is <u>strong</u>. <u>Must I stop</u>? <u>Must I stop</u> so you can see? I will <u>stop</u>. I will <u>stop</u> so you can see. I will <u>stop</u> so you can see the <u>toad</u>. I will <u>stop</u> so you can see the <u>toad</u> in the <u>road</u>. I will <u>stop</u> so you can see the <u>strong toad</u> in the <u>road</u>.</p>
	WRITE	<p>Write a sentence with: knock Write a question with: stop</p>

TUESDAY ACTIVITY 1


	LOOK & SAY	please	ruin	why	knock	sorry
	SOUND OUT	drip	drop	drag	drum	
		drink	dream	dress	drift	

	READ	<p>I must not <u>drip</u> the <u>drink</u>. I must not <u>drip</u> the <u>drink</u> on her <u>dress</u>. I must not <u>drag</u>. I must not <u>drag</u> her <u>dress</u>. I must not <u>drop</u>. I must not <u>drop</u> her <u>dress</u>. It will ruin her <u>dress</u>. It will ruin her <u>dress</u> if I <u>drip</u> the <u>drink</u> on it. It will ruin her <u>dress</u> if I <u>drag</u> it. It will ruin her <u>dress</u> if I <u>drop</u> it. She will be sad. She will be sad if I ruin her <u>dress</u>.</p>
---	-------------	---

	WRITE	<p>1. What must I not ruin? I must not ruin her _____.</p> <p>2. How will she feel if I ruin her dress? She will feel _____ if I ruin her dress.</p>
---	--------------	--


TUESDAY ACTIVITY 2


	READ	Read the  and  words from Activity 1.
---	-------------	---


	WRITE	Write a sentence with: drum Write a question with: why
--	--------------	---

WEDNESDAY ACTIVITY 1







	LOOK & SAY	please	ruin	why	knock	sorry
---	-----------------------	--------	------	-----	-------	-------

	SOUND OUT	tree	seem	queen	weed
		street	free	speed	sweet

	READ	<p>I see a <u>queen</u>. I see a <u>sweet queen</u> in the <u>tree</u>. I see a <u>sweet queen</u> in the <u>tree</u> by the <u>street</u>. Why is the <u>sweet queen</u> in the <u>tree</u>? Why is the <u>sweet queen</u> in the <u>tree</u> by the <u>street</u>? The <u>queen</u> wants to be <u>free</u>. The <u>sweet queen</u> wants to be <u>free</u>. She wants to be <u>free</u> to sit in the <u>tree</u>. Why does the <u>sweet queen</u> want to be <u>free</u> to sit in the <u>tree</u>?</p>
---	-------------	---



	WRITE	<p>1. Where is the queen? The queen is in the ____.</p> <p>2. Why is the queen in the tree? The queen is in the tree because she wants to be ____.</p>
---	--------------	--

WEDNESDAY ACTIVITY 2





	READ	Read the  and  words from Activity 1.
	WRITE	Write the  words and  words in your dictionary. Write a sentence with: queen Write a question with: please

THURSDAY ACTIVITY 1





	LOOK & SAY	please	ruin	why	knock	sorry
	SOUND OUT	dream	drink	drop	drag	
		seem	sweet	speed	street	

	READ	<div style="display: flex; align-items: center;">  <div style="margin-left: 20px;"> <p>Mbuso has a dream. He has a dream to build a big sandcastle. The girl will come. She will come to knock it down. She is not sweet! She is not a sweet girl! Why will she knock the sandcastle? Why will she knock the sandcastle down? She will run with speed. She will run with speed and knock it down. How will Mbuso feel? Will the girl say sorry? Will the girl say sorry to Mbuso?</p> </div> </div>
---	-------------	---





THURSDAY ACTIVITY 2

	READ	Read the  and  words from Activity 1.
	WRITE	<p>1. Who has a dream to build a big sandcastle? _____ has a dream to build a big sandcastle.</p> <p>2. What will the girl do to the sandcastle? The girl will _____ the sandcastle down.</p> <p>3. How will she run? She will run with _____.</p> <p>4. Is the girl a sweet girl? Yes/No, The girl is/ is not a sweet girl.</p> <p>5. Do you think the girl should say sorry to Mbuso? Yes/ No, I do/do not think the girl should say sorry to Mbuso.</p>

FRIDAY ACTIVITY 1

	READ	Read all the  and  words again.
	READ	Read the story from Thursday Activity 1.

FRIDAY ACTIVITY 2







	READ	Read all the  and  words again.
	WRITE	<p>Write the sentences in your book. Fix the mistakes.</p> <ol style="list-style-type: none">she is not sweethow will mbuso feelwill the girl say sorry to mbuso

HOME LANGUAGE WORKSHEET






ENGLISH GRADE 3 TERM 1

WEEK 5

MONDAY ACTIVITY 1



	LOOK & SAY	over	hurt	won	shoes	like
	SOUND OUT	feel	dream	drink	free	
		drop	street	drift	speed	
	READ	I like to <u>feel free</u> . I like to <u>dream of speed</u> . I like to <u>feel free and dream of speed</u> in the <u>street</u> . I like to <u>feel free and dream of speed</u> in the <u>street</u> , but I do not want to get hurt. I will just <u>dream</u> . I will just <u>dream of speed</u> . I will just <u>dream of speed</u> in the <u>street</u> .				
	WRITE	Write the  and  words in your dictionary.				

MONDAY ACTIVITY 2





	READ	Read the  and  words from Activity 1.
	READ	I must not <u>drop my drink</u> . I must not <u>drop my drink</u> in the <u>street</u> . My mom will not like it. She will not like it if I <u>drop my drink</u> . She will not like it if I <u>drop my drink</u> in the <u>street</u> . I will <u>feel bad</u> . I will <u>feel bad</u> if I <u>drop my drink</u> . I will <u>feel bad</u> if I <u>drop my drink</u> in the <u>street</u> . I will <u>feel bad</u> if I make my mom mad.
	WRITE	Write a sentence with: won Write a question with: drop

TUESDAY ACTIVITY 1




	LOOK & SAY	over	hurt	won	shoes	like
	SOUND OUT	grab	grin	groan	green	
		grass	grand	great	grade	


	READ	I feel <u>great</u> . I feel <u>grand</u> . I feel <u>great</u> and <u>grand</u> . I feel <u>great</u> and <u>grand</u> to be in the next <u>grade</u> . I <u>grin</u> . I <u>grin</u> when I feel <u>great</u> . I <u>grin</u> when I feel <u>grand</u> . I <u>grin</u> when I feel <u>great</u> and <u>grand</u> . Do you <u>grin</u> ? Do you <u>grin</u> when you feel <u>great</u> ? Do you <u>grin</u> when you feel <u>grand</u> ? Do you <u>grin</u> when you feel <u>great</u> and <u>grand</u> ?
	WRITE	1. How do I feel? I feel ____ and ____. 2. What do I do when I feel great and grand? I ____ when I feel great and grand.

TUESDAY ACTIVITY 2

	READ	Read the  and  words from Activity 1.
	WRITE	Write a sentence with: shoes Write a question with: grade







WEDNESDAY ACTIVITY 1

	LOOK & SAY	over	hurt	won	shoes	like			
	SOUND OUT	moon		spoon		soon		groom	
		loom		pool		zoom		food	
	READ	I like to eat <u>food</u> . I like to eat <u>food</u> in the <u>pool</u> . I like to eat <u>food</u> in the <u>pool</u> with a <u>spoon</u> . I drop <u>food</u> . I drop <u>food</u> in the <u>pool</u> . My dad will not like it. He will not like <u>food</u> in the <u>pool</u> . I must not eat in the <u>pool</u> . I must not eat <u>food</u> in the <u>pool</u> . I must not eat <u>food</u> in the <u>pool</u> with a <u>spoon</u> . I must not drop <u>food</u> in the <u>pool</u> !							



	WRITE	1. Where do I like to eat food? I like to eat food in the ____.
---	-------	--



2. What do I drop in the pool?
I drop _____ in the pool.

WEDNESDAY ACTIVITY 2




	READ	Read the  and  words from Activity 1.
	WRITE	Write the  words and  words in your dictionary. Write a sentence with: moon Write a question with: like


THURSDAY ACTIVITY 1

	LOOK & SAY	over	hurt	won	shoes	like
	SOUND OUT	grand	grin	great	green	
		zoom	soon	loom	food	





	READ	 <p>Zodwa like to run. Zodwa is a <u>great</u> runner. She has no shoes. Her feet hurt. Her feet hurt when she runs with no shoes. The lady will give her shoes. She will give her <u>green</u> shoes. Zodwa will be the best runner with her <u>green</u> shoes! She <u>zoomed</u> down the track. She <u>zoomed</u> down the track with her <u>green</u> shoes. She won! Zodwa won! Zodwa feels <u>great</u>! She feels <u>grand</u>!</p>
---	-------------	---

THURSDAY ACTIVITY 2





	READ	Read the  and  words from Activity 1.
	WRITE	1. What does Zodwa like to do?

		<p>Zodwa likes to _____.</p> <p>2. Who is a great runner? _____ is a great runner.</p> <p>3. Who will give her shoes? The _____ will give her shoes.</p> <p>4. What colour shoes will Zodwa get? Zodwa will get _____ shoes.</p> <p>5. Who won the race? _____ won the race.</p>
---	--	--

FRIDAY ACTIVITY 1

	<p>READ</p>	<p>Read all the  and  words again.</p>
	<p>READ</p>	<p>Read the story from Thursday Activity 1.</p>

FRIDAY ACTIVITY 2






	<p>READ</p>	<p>Read all the  and  words again.</p>
	<p>WRITE</p>	<p>Write the sentences in your book. Fix the mistakes.</p> <ol style="list-style-type: none"> 1. zodwa will be the best runner with her green shoes 2. she zoomed down the track 3. zodwa feels great

HOME LANGUAGE WORKSHEET






ENGLISH GRADE 3 TERM 1

WEEK 6

MONDAY ACTIVITY 1




	LOOK & SAY	different	dance	beauty	because	one
	SOUND OUT	grass	green	great		grin
		moon	soon	food		spoon
	READ	<p>I will dance. I will dance on the <u>grass</u>. I will dance on the <u>green grass</u>. I will dance on the <u>green grass</u> under the <u>moon</u>. I will dance on the <u>green grass</u> under the <u>moon</u> with a <u>spoon</u>. I will dance a <u>great</u> dance on the <u>green grass</u> under the <u>moon</u> with a <u>spoon</u>. I will dance <u>soon</u>. <u>Soon</u> I will dance a <u>great</u> dance on the <u>green grass</u> under the <u>moon</u> with a <u>spoon</u>.</p>				
	WRITE	Write the  and  words in your dictionary.				

MONDAY ACTIVITY 2





	READ	Read the  and  words from Activity 1.				
	READ	<p>I <u>grin</u>. I <u>grin</u> at the <u>moon</u>. I <u>grin</u> at the <u>great moon</u>. Do you <u>grin</u>? Do you <u>grin</u> at the <u>great moon</u>? I <u>grin</u> because the <u>moon</u> is full of beauty I <u>grin</u> at the <u>great moon</u> because it is full of beauty. Do you think the <u>moon</u> is full of <u>beauty</u>? Do you <u>grin</u> at the <u>great moon</u> because it is full of beauty? You must <u>grin</u> at the <u>great moon</u> because it is full of beauty!</p>				
	WRITE	<p>Write a sentence with: soon Write a question with: different</p>				

TUESDAY ACTIVITY 1




	LOOK & SAY	different	dance	beauty	because	one
--	------------	-----------	-------	--------	---------	-----


	SOUND OUT	ship	shop	shin	shot
		bash	mash	fish	wish
	READ	<p>I <u>wish</u>. I <u>wish</u> I can go on a <u>ship</u>. I <u>wish</u> I can go on a big <u>ship</u>. I <u>wish</u> I can go on a big <u>ship</u> that has a <u>shop</u>. I <u>wish</u> I can go on a big <u>ship</u> so I can <u>fish</u>. Do you <u>wish</u>? Do you <u>wish</u> to go on a <u>ship</u>? Do you <u>wish</u> to go on a big <u>ship</u>? Do you <u>wish</u> to go on a big <u>ship</u> that has a <u>shop</u>? Do you <u>wish</u> to go on a big <u>ship</u> so you can <u>fish</u>?</p>			
	WRITE	<p>1. What do I wish I can go on? I wish I can go on a _____.</p> <p>2. What do I want to do on the big ship? I want to _____ on the big ship.</p>			

TUESDAY ACTIVITY 2

	READ	Read the  and  words from Activity 1.
	WRITE	Write a sentence with: because Write a question with: mash




WEDNESDAY ACTIVITY 1

	LOOK & SAY	different	dance	beauty	because	one
	SOUND OUT	thin	thick	thud	three	
		moth	with	math	bath	
	READ	<p>I see a <u>moth</u>. I see a <u>moth</u> on the <u>bath</u>. I see the <u>moth</u> on the <u>bath</u> <u>with</u> <u>thin</u> wings. I see the <u>moth</u> <u>with</u> the <u>thin</u> wings dance on the <u>bath</u>. Can you see the <u>moth</u>? Can you see the <u>moth</u> on the <u>bath</u>? Can you see the <u>moth</u> on the <u>bath</u> <u>with</u> the <u>thin</u> wings? Can you see the <u>moth</u> <u>with</u> the <u>thin</u> wings dance on the <u>bath</u>? Why is the <u>moth</u> on the <u>bath</u>? Why is the <u>moth</u> <u>with</u> the <u>thin</u> wings on the <u>bath</u>?</p>				

	WRITE	<p>1. What can I see? I can see a ____.</p> <p>2. Where is the moth? The moth is on the ____.</p>
---	--------------	---


WEDNESDAY ACTIVITY 2

	READ	Read the  and  words from Activity 1.
---	-------------	---

	WRITE	Write the  words and  words in your dictionary. Write a sentence with: three Write a question with: one
---	--------------	---


THURSDAY ACTIVITY 1

	LOOK & SAY	different	dance	beauty	because	one
	SOUND OUT	with	thin	thick	three	
		shin	wish	bash	shop	

	READ	<div data-bbox="416 1093 799 1774" data-label="Image"> </div> <p>Musa likes to dance. He is different. He is different because he has only one leg! He is not scared to dance. He is not scared to dance <u>with</u> one leg. He dances <u>with</u> beauty. He had a dream. He had a <u>wish</u>. He wanted to be the best. He wanted to be the best dancer! He had a dream and a <u>wish</u> to be the best dancer. Did Musa stop? He did not stop because he had only one leg!</p>
---	-------------	--

THURSDAY ACTIVITY 2

	READ	Read the  and  words from Activity 1.
---	-------------	---

	<p>WRITE</p>	<ol style="list-style-type: none"> 1. What does Musa like to do? Musa likes to _____. 2. Why is Musa different? Musa is different because _____. 3. How does Musa dance? Musa dances with _____. 4. What did Musa want to be? Musa wanted to be the _____. 5. Did Musa stop because he only had one leg? Yes/No, Musa did/did not stop because he only had one leg.
---	---------------------	--


FRIDAY ACTIVITY 1

	<p>READ</p>	<p>Read all the  and  words again.</p>
---	--------------------	--

	<p>READ</p>	<p>Read the story from Thursday Activity 1.</p>
--	--------------------	---

FRIDAY ACTIVITY 2







	<p>READ</p>	<p>Read all the  and  words again.</p>
---	--------------------	--

	<p>WRITE</p>	<p>Write the sentences in your book. Fix the mistakes.</p> <ol style="list-style-type: none"> 1. he is different because he has only one leg 2. he wanted to be the best dancer 3. did musa stop
---	---------------------	---






HOME LANGUAGE WORKSHEET
ENGLISH TERM 1

WEEK 7

MONDAY ACTIVITY 1




	LOOK & SAY	always	special	toy	idea	hair
	SOUND OUT	with	three	thin	bath	
		wish	shop	bash	fish	
	READ	I <u>wish</u> . I <u>wish</u> I had <u>three</u> <u>fish</u> . I <u>wish</u> I had <u>three</u> <u>fish</u> in my <u>bath</u> . I <u>wish</u> I had <u>three</u> <u>fish</u> to swim <u>with</u> me. I <u>wish</u> I had <u>three</u> <u>fish</u> to swim <u>with</u> me in the <u>bath</u> . Do you <u>wish</u> you had <u>fish</u> ? Do you <u>wish</u> you had <u>fish</u> in the <u>bath</u> ? Do you <u>wish</u> you had <u>fish</u> to swim <u>with</u> you? Do you <u>wish</u> you had <u>fish</u> to swim in the <u>bath</u> <u>with</u> you?				
	WRITE	Write the  and  words in your dictionary.				

MONDAY ACTIVITY 2





	READ	Read the  and  words from Activity 1.				
	READ	I will go. I will go to the <u>shop</u> . I will go to the <u>shop</u> <u>with</u> my mom. I will go to the <u>fish</u> <u>shop</u> . I will go to the <u>fish</u> <u>shop</u> <u>with</u> my mom. I will go to the <u>fish</u> <u>shop</u> <u>with</u> my mom because she wants to eat <u>fish</u> . I will go to the <u>fish</u> <u>shop</u> <u>with</u> my mom because she wants to eat <u>fish</u> for dinner. I like to eat <u>fish</u> . I like to eat <u>fish</u> for dinner. Do you like to eat <u>fish</u> ? Do you like to eat <u>fish</u> for dinner?				
	WRITE	Write a sentence with: toy Write a question with: thin				

TUESDAY ACTIVITY 1




	LOOK & SAY	always	special	toy	idea	hair
--	------------	--------	---------	-----	------	------


	SOUND OUT	chin	chop	chip	chain
		rich	such	much	chair
	READ	I sit. I always sit. I sit on my <u>chair</u> . I always sit on my <u>chair</u> . I sit on my <u>chair</u> and eat my <u>chips</u> . I always sit on my <u>chair</u> and eat my <u>chips</u> . I sit on my <u>chair</u> and eat my <u>chop</u> . I always sit on my <u>chair</u> and eat my <u>chop</u> . I sit on my <u>chair</u> and I eat my <u>chips</u> and my <u>chop</u> . I always sit on my <u>chair</u> and eat my <u>chips</u> and my <u>chop</u> .			
	WRITE	1. Where do I always sit? I always sit on my _____. 2. What do I always eat? I always my _____ and my _____.			

TUESDAY ACTIVITY 2

	READ	Read the  and  words from Activity 1.
	WRITE	Write a sentence with: chin Write a question with: hair




WEDNESDAY ACTIVITY 1

	LOOK & SAY	always	special	toy	idea	hair
	SOUND OUT	crib	crab	crop	crack	
		crash	crunch	cry	cried	
	READ	I hear a <u>crash</u> . I hear a <u>crunch</u> . I see a <u>crab</u> . I see a <u>crab</u> <u>crunch</u> my <u>chips</u> . I see a <u>crab</u> <u>crack</u> my <u>chips</u> . I see a big <u>crab</u> <u>crunch</u> and <u>crack</u> my <u>chips</u> ! I <u>cried</u> . I <u>cried</u> when the <u>crab</u> <u>crunched</u> my <u>chips</u> . I <u>cried</u> when the <u>crab</u> <u>cracked</u> my <u>chips</u> . I <u>cried</u> when the <u>crab</u> <u>crunched</u> and <u>cracked</u> my <u>chips</u> . Do you think you would <u>cry</u> ? Would you <u>cry</u> if a <u>crab</u> <u>crunched</u> and <u>cracked</u> your <u>chips</u> ?				



	WRITE	<p>1. What can I see? I can see a ____.</p> <p>2. What did I do when the crab crunched and cracked my chips? I _____ when the crab crunched and cracked my chips.</p>
--	--------------	---



WEDNESDAY ACTIVITY 2

	READ	Read the  and  words from Activity 1.
--	-------------	---





	WRITE	Write the  words and  words in your dictionary. Write a sentence with: idea Write a question with: cry
--	--------------	--

THURSDAY ACTIVITY 1

	LOOK & SAY	always	special	toy	idea	hair
	SOUND OUT	chop	much	chair		such
		cry	cried	crash		crop

	READ	<div style="display: flex; align-items: center;">  <div style="margin-left: 20px;"> <p>Marie has a special toy. Teddy is her special toy. Marie always had Teddy with her. One day Josh had an idea. He will cut Teddy's hair! He will take Teddy and <u>chop</u> his hair. He thinks it is <u>such</u> a good idea! Do you think it is a good idea? Marie will <u>cry</u>. Marie will <u>cry</u> when she sees Teddy. Marie did <u>cry</u>. Marie <u>cried</u> when she saw Teddy. It was not <u>such</u> a good idea to <u>chop</u> Teddy's hair.</p> </div> </div>
--	-------------	---





THURSDAY ACTIVITY 2

	READ	Read the  and  words from Activity 1.
	WRITE	<ol style="list-style-type: none">Who is Marie's special toy? _____ is Marie's special toy.Who had an idea? _____ had an idea.What will Josh do to Teddy's hair? Josh will _____ Teddy's hair.What will Marie do when she sees Teddy? Marie will _____ when she sees Teddy.Was it a good idea to chop Teddy's hair? Yes/No, it was/ was not a good idea to chop Teddy's hair.

FRIDAY ACTIVITY 1

	READ	Read all the  and  words again.
	READ	Read the story from Thursday Activity 1.


FRIDAY ACTIVITY 2

	READ	Read all the  and  words again.
	WRITE	Write the sentences in your book. Fix the mistakes. <ol style="list-style-type: none">he will cut teddy's hairdo you think it is a good ideait was not such a good idea to chop teddy's hair






HOME LANGUAGE WORKSHEET
ENGLISH GRADE 3 TERM 1

WEEK 8

MONDAY ACTIVITY 1




	LOOK & SAY	alone	leave	around	play	thought
	SOUND OUT	chin	chop	chain	much	
		crack	crash	cry	crab	
	READ	I will <u>cry</u> . I will <u>cry</u> if I <u>crack</u> my <u>chin</u> . I will <u>cry</u> if I <u>crack</u> my <u>chin</u> on the <u>chain</u> . I will <u>cry</u> . I will <u>cry</u> if I <u>crash</u> my <u>chin</u> . I will <u>cry</u> if I <u>crash</u> my <u>chin</u> on the <u>chain</u> . I will <u>cry</u> if I <u>crack</u> and <u>crash</u> my <u>chin</u> on the <u>chain</u> . Will you <u>cry</u> ? Will you <u>cry</u> if you <u>crack</u> your <u>chin</u> on the <u>chain</u> ? Will you <u>cry</u> if you <u>crash</u> your <u>chin</u> on the <u>chain</u> ?				
	WRITE	Write the  and  words in your dictionary.				

MONDAY ACTIVITY 2





	READ	Read the  and  words from Activity 1.
	READ	The <u>crab</u> will <u>chop</u> . The <u>crab</u> will <u>crack</u> . The <u>crab</u> will <u>chop</u> and <u>crack</u> . What will the <u>crab</u> <u>chop</u> ? What will the <u>crab</u> <u>crack</u> ? What will the <u>crab</u> <u>chop</u> and <u>crack</u> ? The <u>crab</u> will <u>chop</u> the rock. The <u>crab</u> will <u>crack</u> the rock. The <u>crab</u> will <u>chop</u> and <u>crack</u> the rock. Will you <u>cry</u> ? Will you <u>cry</u> when the <u>crab</u> <u>chops</u> the rock? Will you <u>cry</u> when the <u>crab</u> <u>cracks</u> the rock?
	WRITE	Write a sentence with: crash Write a question with: crab

TUESDAY ACTIVITY 1



	LOOK & SAY	alone	leave	around	play	thought
--	------------	-------	-------	--------	------	---------


	SOUND OUT	stood	look	book	took
		shook	hook	foot	wood
	READ	I <u>stood</u> . I <u>stood</u> alone. I <u>stood</u> alone to <u>look</u> around. I <u>looked</u> . I <u>looked</u> at the <u>book</u> . I <u>looked</u> at the <u>book</u> with the <u>hook</u> . I <u>took</u> . I <u>took</u> the <u>book</u> . I <u>took</u> the <u>book</u> with the <u>hook</u> . I <u>shook</u> . I <u>shook</u> when I <u>looked</u> at the <u>book</u> . I <u>shook</u> when I <u>looked</u> at the <u>book</u> with the <u>hook</u> . I will leave the <u>book</u> . I will leave the <u>book</u> with the <u>hook</u> .			
	WRITE	1. Why did I stand alone? I stood alone to ____.			
		2. What did I do when I looked at the book with the hook? I ____ when I looked at the book with the hook.			


TUESDAY ACTIVITY 2

	READ	Read the  and  words from Activity 1.
	WRITE	Write a sentence with: foot Write a question with: play

WEDNESDAY ACTIVITY 1




	LOOK & SAY	alone	leave	around	play	thought
	SOUND OUT	sing	song	king	swing	
		sting	ring	sung	rang	

	READ	<p>I see the <u>king</u>. I see the <u>king sing</u>. I see the <u>king sing</u> a <u>song</u>. The <u>king</u> is on the <u>swing</u>. I see the <u>king</u> on the <u>swing</u>. I see the <u>king sing</u> on the <u>swing</u>. I see the <u>king sing</u> a <u>song</u> on the <u>swing</u>. He has a <u>ring</u>. I see the <u>king</u> with a <u>ring</u>. I see the <u>king</u> with a <u>ring</u> on the <u>swing</u>. I see the <u>king</u> with a <u>ring</u> <u>sing</u> a <u>song</u> on the <u>swing</u>.</p>
--	-------------	--



	WRITE	<p>1. Who can I see? I can see the ____.</p> <p>2. Where is the king? The king is on the ____.</p>
--	--------------	--


WEDNESDAY ACTIVITY 2

	READ	<p>Read the  and  words from Activity 1.</p>
--	-------------	--





	WRITE	<p>Write the  words and  words in your dictionary.</p> <p>Write a sentence with: sting</p> <p>Write a question with: leave</p>
---	--------------	--

THURSDAY ACTIVITY 1

	LOOK & SAY	alone	leave	around	play	thought
	SOUND OUT	stood	look	shook		took
		sing	sung	swing		ring

	READ	<div data-bbox="384 1451 746 1984" data-label="Image"> </div> <p>Fanisa thought no one will play with her. She stood with Ntsako. She did not want to be alone. She would not leave Ntsako alone. She stood with Ntsako all day. Fanisa thought no one will play with her because she looks different. Ntsako told Fanisa to leave her alone. She did not want Fanisa around all the time! Fanisa was so sad. She sat and cried alone.</p>
--	-------------	--





THURSDAY ACTIVITY 2

	READ	Read the  and  words from Activity 1.
	WRITE	<ol style="list-style-type: none">Who thought no one would play with her? _____ thought no one would play with her.Who did she stand with? She stood with _____.When did she stand with Ntsako? She stood with Ntsako _____.Why did Fanisa think no one would play with her? Fanisa thought no one would play with her because _____.How did Fanisa feel when Ntsako told her that she did not want her around all the time? Fanisa felt _____ when Ntsako told her that she did not want her around all the time.

FRIDAY ACTIVITY 1

	READ	Read all the  and  words again.
	READ	Read the story from Thursday Activity 1.

FRIDAY ACTIVITY 2

	READ	Read all the  and  words again.
	WRITE	Write the sentences in your book. Fix the mistakes. <ol style="list-style-type: none">she stood with ntsakontsako told fanisa to leave her aloneshe did not want fanisa around all the time






HOME LANGUAGE WORKSHEET
ENGLISH GRADE 3 TERM 1

WEEK 9


MONDAY ACTIVITY 1




	LOOK & SAY	poor	magic	money	about	giant
	SOUND OUT	sing	song	ring	swing	
		took	shook	stood	look	
	READ	I will <u>sing</u> . I will <u>sing</u> a <u>song</u> about a poor giant. I will <u>sing</u> a magic <u>song</u> about a poor giant. I will <u>sing</u> a magic <u>song</u> about a poor giant that had no money. Will you <u>sing</u> with me? Will you <u>sing</u> the <u>song</u> with me? Will you <u>sing</u> the <u>song</u> about a poor giant with me? Will you <u>sing</u> the magic <u>song</u> about a poor giant with me? Will you <u>sing</u> the magic <u>song</u> about a poor giant that had no money with me?				
	WRITE	Write the  and  words in your dictionary.				

MONDAY ACTIVITY 2





	READ	Read the  and  words from Activity 1.				
	READ	I <u>took</u> the <u>ring</u> . I <u>took</u> the magic <u>ring</u> . I <u>took</u> that magic <u>ring</u> to the <u>swing</u> . I will sit. I will sit on the <u>swing</u> . I will sit on the <u>swing</u> with the <u>ring</u> . I will sit n the <u>swing</u> with the magic <u>ring</u> . I will <u>look</u> . I will <u>look</u> at the <u>ring</u> . I will <u>look</u> at the <u>ring</u> as I sit on the <u>swing</u> . I will <u>look</u> at the magic <u>ring</u> as I sit on the <u>swing</u> .				
	WRITE	Write a sentence with: money Write a question with: song				

TUESDAY ACTIVITY 1




	LOOK & SAY	poor	magic	money	about	giant
--	------------	------	-------	-------	-------	-------


	SOUND OUT	car	far	tar	hard
		scar	star	jar	dark
	READ	I see a <u>car</u> . I see a <u>car</u> on the <u>tar</u> road. I see a <u>car</u> on the <u>dark tar</u> road. It has a <u>star</u> . The <u>car</u> has a <u>star</u> . I see a <u>car</u> with a <u>star</u> on the <u>dark tar</u> road. Can you see the <u>car</u> ? Can you see the <u>car</u> on the <u>tar</u> road? Can you see the <u>car</u> on the <u>dark tar</u> road? Can you see the <u>car</u> with the <u>star</u> on the <u>dark tar</u> road?			
	WRITE	1. What can I see? I can see a ____. 2. Where is the car? The car is on the _____.			

TUESDAY ACTIVITY 2

	READ	Read the  and  words from Activity 1.
	WRITE	Write a sentence with: star Write a question with: about




WEDNESDAY ACTIVITY 1

	LOOK & SAY	poor	magic	money	about	giant
	SOUND OUT	fork	born	storm	torch	
		short	sport	sort	north	
	READ	I have a <u>fork</u> . I will eat with the <u>fork</u> . I will eat <u>pork</u> with the <u>fork</u> . Will you eat with me? Will you eat <u>pork</u> with a <u>fork</u> with me? I am not poor. I have lots of money. I can eat lots of <u>pork</u> . I like to eat <u>pork</u> . I like to eat <u>pork</u> with a <u>fork</u> . I like to eat lots of <u>pork</u> with a <u>fork</u> . Do you like to eat <u>pork</u> ? Do you like to eat <u>pork</u> with a <u>fork</u> ? Do you like to eat lots of <u>pork</u> with a <u>fork</u> ?				

	WRITE	<p>3. What will I eat with? I will eat with a ____.</p> <p>4. What do I like to eat? I like to eat ____.</p>
--	--------------	--


WEDNESDAY ACTIVITY 2

	READ	Read the  and  words from Activity 1.
--	-------------	---





	WRITE	Write the  words and  words in your dictionary. Write a sentence with: sport Write a question with: money
--	--------------	---

THURSDAY ACTIVITY 1

	LOOK & SAY	poor	magic	money	about	giant
	SOUND OUT	sort	born	storm		short
		dark	hard	star		far

	READ	<div data-bbox="370 1061 1024 1756" data-label="Image"> </div> <p>Jack is poor. Jack and his mom are poor. They have no money. They thought. They thought about the giant. They thought about the giant that took their magic hen. They wished for their magic hen back. Jack will go. He will go to the giant. He will go to get the magic hen. He will go to get the magic hen back from the giant. Jack and his mom are not poor anymore. They have the magic hen! Jack took the magic hen from the giant!</p>
--	-------------	---





THURSDAY ACTIVITY 2

	READ	Read the  and  words from Activity 1.
	WRITE	<ol style="list-style-type: none">1. Who is poor? _____ and his _____ are poor.2. Who took their magic hen? The _____ took their magic hen.3. Who will go get the magic hen? _____ will go get the magic hen.4. Why are Jack and his mom not poor anymore? Jack and his mom are not poor anymore because _____.5. How did they get the magic hen back? _____ took the magic hen from the _____.

FRIDAY ACTIVITY 1

	READ	Read all the  and  words again.
	READ	Read the story from Thursday Activity 1.







FRIDAY ACTIVITY 2

	READ	Read all the  and  words again.
	WRITE	Write the sentences in your book. Fix the mistakes. <ol style="list-style-type: none">1. jack and his mom are poor2. he will go to get the magic hen back from the giant3. jack took the magic hen from the giant






HOME LANGUAGE WORKSHEET
ENGLISH GRADE 3 TERM 1

WEEK 10


MONDAY ACTIVITY 1

	LOOK & SAY	picture	colourful	words	read	write
	SOUND OUT	ship	must	great	story	
		book	hard	chair	with	
	READ	I <u>must</u> look. I <u>must</u> look at the <u>book</u> . I <u>must</u> look at the <u>book</u> about <u>ships</u> . I <u>must</u> sit. I <u>must</u> sit on the <u>chair</u> . I <u>must</u> sit on the <u>chair</u> and look. I <u>must</u> sit on the <u>chair</u> and look at the <u>book</u> . I <u>must</u> sit on the <u>chair</u> and look at the <u>book</u> about <u>ships</u> . I <u>must</u> read. I <u>must</u> sit and read. I <u>must</u> sit and read the <u>story</u> in the <u>book</u> about <u>ships</u> .				
	WRITE	Write the  and  words in your dictionary.				

MONDAY ACTIVITY 2

	READ	Read the  and  words from Activity 1.
	READ	I like to read. I like to read I like to read. I <u>must</u> read a <u>story</u> . I <u>must</u> read a <u>story</u> about a king. I <u>must</u> read a <u>story</u> about a king and his <u>ship</u> . I <u>must</u> read a <u>story</u> about a <u>great</u> king and his colourful <u>ship</u> . I will read <u>with</u> my mom. My mom also likes to read. My mom will read the <u>story</u> <u>with</u> me. She will read the <u>story</u> about the king and his <u>ship</u> <u>with</u> me. She will read the <u>story</u> about the <u>great</u> king and his colourful <u>ship</u> <u>with</u> me.
	WRITE	Write a sentence with: picture Write a question with: hard

TUESDAY ACTIVITY 1

	LOOK & SAY	picture	colourful	words	read	write
--	------------	---------	-----------	-------	------	-------


	SOUND OUT	turn	nurse	hurt	burn
		burnt	burst	church	surf
	READ	I <u>hurt</u> my leg. I <u>hurt</u> my leg in <u>church</u> . I <u>burnt</u> my leg. I <u>burnt</u> my leg in <u>church</u> . How did you <u>hurt</u> your leg? How did you <u>hurt</u> your leg in <u>church</u> ? How did you <u>burn</u> your leg? How did you <u>burn</u> your leg in <u>church</u> ? You must go to the <u>nurse</u> . The <u>nurse</u> will help you. The <u>nurse</u> will help you with your leg. The <u>nurse</u> will help you with your <u>burnt</u> leg.			
	WRITE	1. Where did I burn my leg? I burnt my leg in ____.			
		2. Who must I go to? I must go to the ____.			

TUESDAY ACTIVITY 2

	READ	Read the and words from Activity 1.
	WRITE	Write a sentence with: write Write a question with: church




WEDNESDAY ACTIVITY 1

	LOOK & SAY	picture	colourful	words	read	write
	SOUND OUT	bird	third	thirst	thirsty	
		chirp	first	shirt	skirt	
	READ	I see a <u>bird</u> . I see a colourful <u>bird</u> . The <u>bird</u> will <u>chirp</u> . The colourful <u>bird</u> will <u>chirp</u> . Can you see the <u>bird</u> ? Can you see the colourful <u>bird</u> ? Can you hear the <u>bird</u> ? Can you hear the colourful <u>bird chirp</u> ? I will write a story. I will write a story about the <u>bird</u> . I will write a story about the colourful <u>bird</u> . Will you read my story? Will you read my story about the colourful <u>bird</u> ?				



	WRITE	<p>3. What kind of bird do I see? I see a _____ bird.</p> <p>4. What will the colourful bird do? I colourful bird will _____.</p>
--	--------------	---


WEDNESDAY ACTIVITY 2

	READ	Read the  and  words from Activity 1.
--	-------------	---





	WRITE	Write the  words and  words in your dictionary. Write a sentence with: first Write a question with: thirsty
--	--------------	---

THURSDAY ACTIVITY 1

	LOOK & SAY	picture	colourful	words	read	write
	SOUND OUT	turn	hurt	burnt		burst
		first	thirsty	bird		shirt

	READ	<div data-bbox="395 1070 1070 1686" data-label="Image"> </div> <p data-bbox="1137 1055 1509 1753"> Stacey likes to read. Stacey likes to look at pictures. She likes to look at colourful pictures. She likes to look at the colourful pictures in books. Stacey likes to write. She likes to write stories. Stacey writes </p> <p data-bbox="368 1765 1509 1928"> words to make a story. She writes words to make a great story. Her dream is to write. Her dream is to write a book. She works hard. She works hard to write a book! </p>
--	-------------	---





THURSDAY ACTIVITY 2

	READ	Read the  and  words from Activity 1.
	WRITE	<ol style="list-style-type: none">Who likes to read? _____ likes to read.What does Stacey like to look at? She likes to look at _____.Who likes to write? _____ likes to write.What does Stacey write to make a story? Stacey writes _____ to make a story.What does Stacey work hard to do? Stacey works hard to _____.

FRIDAY ACTIVITY 1

	READ	Read all the  and  words again.
	READ	Read the story from Thursday Activity 1.

FRIDAY ACTIVITY 2






	READ	Read all the  and  words again.
	WRITE	Write the sentences in your book. Fix the mistakes. <ol style="list-style-type: none">stacey writes words to make a storyher dream is to write a bookshe works hard to write a book

HOME LANGUAGE WORKSHEET






ENGLISH GRADE 3 TERM 1

WEEK 3



MONDAY ACTIVITY 1



	LOOK & SAY	eat	phone	scared	help	friend
	SOUND OUT	call	fun	not	see	
		think	mad	cross	glad	
	READ	I am <u>glad</u> . I am <u>glad</u> to <u>see</u> you are <u>not</u> <u>mad</u> . I am <u>glad</u> to <u>see</u> you are <u>not</u> <u>cross</u> . It is <u>not</u> <u>fun</u> to be <u>mad</u> . It is <u>not</u> <u>fun</u> to be <u>cross</u> . It is <u>fun</u> to be <u>glad</u> . Do you <u>think</u> it is <u>fun</u> ? Do you <u>think</u> it is <u>fun</u> to be <u>mad</u> ? Do you <u>think</u> it is <u>fun</u> to be <u>cross</u> ? I do <u>not</u> <u>think</u> it is <u>fun</u> to be <u>mad</u> and <u>cross</u> .				
	WRITE	Write the  and  words in your dictionary.				

MONDAY ACTIVITY 2





	READ	Read the  and  words from Activity 1.
	READ	Can I <u>call</u> you? Can I <u>call</u> you <u>mad</u> ? Is it <u>fun</u> ? Is it <u>fun</u> to <u>call</u> you <u>mad</u> ? It is <u>not</u> . It is <u>not</u> <u>fun</u> . It is <u>not</u> <u>fun</u> to <u>call</u> you <u>mad</u> . You will be <u>cross</u> . You will be <u>cross</u> if I <u>call</u> you <u>mad</u> . You will <u>not</u> be <u>glad</u> . You will <u>not</u> be <u>glad</u> if I <u>call</u> you <u>mad</u> . I will <u>not</u> <u>call</u> you. I will <u>not</u> <u>call</u> you <u>mad</u> .
	WRITE	Write a sentence with: help Write a question with: think

TUESDAY ACTIVITY 1





	LOOK & SAY	eat	phone	scared	help	friend
	SOUND OUT	stop	stand	must	just	
		strong	rust	bust	strap	

	READ	I <u>must stop</u> . I <u>must just stop</u> . I <u>must stop</u> and think. I <u>must just stop</u> and think. <u>Must I help</u> ? <u>Must I stop</u> to help? <u>Must I stop</u> to help my friend. My friend will be glad. My friend will be glad if I <u>stop</u> . My friend will be glad if I <u>stop</u> to help. He will not be mad. He will not be mad if I <u>stop</u> . He will not be mad if I <u>stop</u> to help.
	WRITE	1. Who must I stop and help? I must stop and help my _____. 2. How will my friend feel if I stop and help? My friend will feel _____ if I stop and help.







TUESDAY ACTIVITY 2

	READ	Read the  and  words from Activity 1.
	WRITE	Write a sentence with: eat Write a question with: strong



WEDNESDAY ACTIVITY 1



	LOOK & SAY	eat	phone	scared	help	friend
	SOUND OUT	boat	coat	road	goat	
	READ	I see a <u>boat</u> . I see a <u>boat</u> on the <u>road</u> . I see a <u>goat</u> in the <u>boat</u> on the <u>road</u> ! Can you see the <u>boat</u> ? Can you see the <u>boat</u> on the <u>road</u> ? Can you the <u>goat</u> in the <u>boat</u> on the <u>road</u> ? Must we help? Must we help the <u>goat</u> ? Must we help the <u>goat</u> in the <u>boat</u> ? Must we help the <u>goat</u> in the <u>boat</u> on the <u>road</u> ?				
	WRITE	1. Where is the boat? The boat is in the _____. 2. What is in the boat? The _____ is in the boat.				

WEDNESDAY ACTIVITY 2





	READ	Read the  and  words from Activity 1.
	WRITE	Write the  words and  words in your dictionary. Write a sentence with: friend Write a question with: soap

THURSDAY ACTIVITY 1





	LOOK & SAY	eat	phone	scared	help	friend			
	SOUND OUT	stop		must		just		bust	
		boast		boat		road		coat	

	READ		<p>The fish are scared. The fish are scared for their friend. The fish <u>must</u> help. The fish <u>must</u> help their friend. They <u>must</u> <u>stop</u> and help their friend! They <u>must</u> phone. They <u>must</u> <u>just</u> phone. They <u>must</u> <u>just</u> phone Wendy. They <u>must</u> <u>just</u> phone Wendy to help. They <u>must</u> <u>just</u> phone Wendy to help their friend. The shark <u>must</u> not eat their friend. Wendy <u>must</u> <u>stop</u> the shark! Will Wendy <u>stop</u> the shark? Will Wendy help?</p>
---	------	--	---





THURSDAY ACTIVITY 2

	READ	Read the  and  words from Activity 1.
	WRITE	<ol style="list-style-type: none">Who is scared? The _____ are scared.Who are they scared for? They are scared for their _____.Who must they phone? They must phone _____.Who wants to eat their friend? The _____ wants to eat their friend.Who must stop the shark? _____ must stop the shark.

FRIDAY ACTIVITY 1

	READ	Read all the  and  words again.
	READ	Read the story from Thursday Activity 1.

FRIDAY ACTIVITY 2







	READ	Read all the  and  words again.
	WRITE	Write the sentences in your book. Fix the mistakes. <ol style="list-style-type: none">they must stop and help their friendthey must just phone wendy to helpwill wendy stop the shark

HOME LANGUAGE WORKSHEET






ENGLISH GRADE 3 TERM 1

WEEK 4



MONDAY ACTIVITY 1


	LOOK & SAY	please	ruin	why	knock	sorry
	SOUND OUT	strong	goat	roast	must	
		stop	soak	road	toad	
	READ	<p><u>Must I roast?</u> <u>Must I roast</u> the <u>goat</u>? <u>Must I soak</u> the <u>goat</u>? <u>Must I soak</u> and <u>roast</u> the <u>goat</u>? You <u>must stop</u>! You <u>must not roast</u> the <u>goat</u>. You <u>must not soak</u> the <u>goat</u>. You <u>must not soak</u> and <u>roast</u> the <u>goat</u>. Why <u>must I not roast</u> the <u>goat</u>? Why <u>must I not soak</u> the <u>goat</u>? Why <u>must I not soak</u> and <u>roast</u> the <u>goat</u>?</p>				
	WRITE	Write the  and  words in your dictionary.				


MONDAY ACTIVITY 2

	READ	Read the  and  words from Activity 1.				
	READ	<p>Can you see the <u>toad</u>? Can you see the <u>toad</u> in the <u>road</u>? The <u>toad</u> is <u>strong</u>. The <u>toad</u> in the <u>road</u> is <u>strong</u>. <u>Must I stop</u>? <u>Must I stop</u> so you can see? I will <u>stop</u>. I will <u>stop</u> so you can see. I will <u>stop</u> so you can see the <u>toad</u>. I will <u>stop</u> so you can see the <u>toad</u> in the <u>road</u>. I will <u>stop</u> so you can see the <u>strong toad</u> in the <u>road</u>.</p>				
	WRITE	<p>Write a sentence with: knock Write a question with: stop</p>				

TUESDAY ACTIVITY 1


	LOOK & SAY	please	ruin	why	knock	sorry
	SOUND OUT	drip	drop	drag	drum	
		drink	dream	dress	drift	

	READ	<p>I must not <u>drip</u> the <u>drink</u>. I must not <u>drip</u> the <u>drink</u> on her <u>dress</u>. I must not <u>drag</u>. I must not <u>drag</u> her <u>dress</u>. I must not <u>drop</u>. I must not <u>drop</u> her <u>dress</u>. It will ruin her <u>dress</u>. It will ruin her <u>dress</u> if I <u>drip</u> the <u>drink</u> on it. It will ruin her <u>dress</u> if I <u>drag</u> it. It will ruin her <u>dress</u> if I <u>drop</u> it. She will be sad. She will be sad if I ruin her <u>dress</u>.</p>
---	-------------	---

	WRITE	<p>1. What must I not ruin? I must not ruin her _____.</p> <p>2. How will she feel if I ruin her dress? She will feel _____ if I ruin her dress.</p>
---	--------------	--


TUESDAY ACTIVITY 2


	READ	Read the  and  words from Activity 1.
---	-------------	---


	WRITE	Write a sentence with: drum Write a question with: why
--	--------------	---

WEDNESDAY ACTIVITY 1







	LOOK & SAY	please	ruin	why	knock	sorry
---	-----------------------	--------	------	-----	-------	-------

	SOUND OUT	tree	seem	queen	weed
		street	free	speed	sweet

	READ	<p>I see a <u>queen</u>. I see a <u>sweet queen</u> in the <u>tree</u>. I see a <u>sweet queen</u> in the <u>tree</u> by the <u>street</u>. Why is the <u>sweet queen</u> in the <u>tree</u>? Why is the <u>sweet queen</u> in the <u>tree</u> by the <u>street</u>? The <u>queen</u> wants to be <u>free</u>. The <u>sweet queen</u> wants to be <u>free</u>. She wants to be <u>free</u> to sit in the <u>tree</u>. Why does the <u>sweet queen</u> want to be <u>free</u> to sit in the <u>tree</u>?</p>
---	-------------	---



	WRITE	<p>1. Where is the queen? The queen is in the ____.</p> <p>2. Why is the queen in the tree? The queen is in the tree because she wants to be ____.</p>
---	--------------	--

WEDNESDAY ACTIVITY 2





	READ	Read the  and  words from Activity 1.
	WRITE	Write the  words and  words in your dictionary. Write a sentence with: queen Write a question with: please

THURSDAY ACTIVITY 1





	LOOK & SAY	please	ruin	why	knock	sorry
	SOUND OUT	dream	drink	drop	drag	
		seem	sweet	speed	street	

	READ	<div style="display: flex; align-items: center;">  <div style="margin-left: 20px;"> <p>Mbuso has a dream. He has a dream to build a big sandcastle. The girl will come. She will come to knock it down. She is not sweet! She is not a sweet girl! Why will she knock the sandcastle? Why will she knock the sandcastle down? She will run with speed. She will run with speed and knock it down. How will Mbuso feel? Will the girl say sorry? Will the girl say sorry to Mbuso?</p> </div> </div>
---	-------------	---





THURSDAY ACTIVITY 2

	READ	Read the  and  words from Activity 1.
	WRITE	<ol style="list-style-type: none">Who has a dream to build a big sandcastle? _____ has a dream to build a big sandcastle.What will the girl do to the sandcastle? The girl will _____ the sandcastle down.How will she run? She will run with _____.Is the girl a sweet girl? Yes/No, The girl is/ is not a sweet girl.Do you think the girl should say sorry to Mbuso? Yes/ No, I do/do not think the girl should say sorry to Mbuso.

FRIDAY ACTIVITY 1

	READ	Read all the  and  words again.
	READ	Read the story from Thursday Activity 1.

FRIDAY ACTIVITY 2







	READ	Read all the  and  words again.
	WRITE	Write the sentences in your book. Fix the mistakes. <ol style="list-style-type: none">she is not sweethow will mbuso feelwill the girl say sorry to mbuso

HOME LANGUAGE WORKSHEET






ENGLISH GRADE 3 TERM 1

WEEK 5

MONDAY ACTIVITY 1



	LOOK & SAY	over	hurt	won	shoes	like
	SOUND OUT	feel	dream	drink	free	
		drop	street	drift	speed	
	READ	I like to <u>feel free</u> . I like to <u>dream of speed</u> . I like to <u>feel free and dream of speed</u> in the <u>street</u> . I like to <u>feel free and dream of speed</u> in the <u>street</u> , but I do not want to get hurt. I will just <u>dream</u> . I will just <u>dream of speed</u> . I will just <u>dream of speed</u> in the <u>street</u> .				
	WRITE	Write the  and  words in your dictionary.				

MONDAY ACTIVITY 2





	READ	Read the  and  words from Activity 1.
	READ	I must not <u>drop my drink</u> . I must not <u>drop my drink</u> in the <u>street</u> . My mom will not like it. She will not like it if I <u>drop my drink</u> . She will not like it if I <u>drop my drink</u> in the <u>street</u> . I will <u>feel bad</u> . I will <u>feel bad</u> if I <u>drop my drink</u> . I will <u>feel bad</u> if I <u>drop my drink</u> in the <u>street</u> . I will <u>feel bad</u> if I make my mom mad.
	WRITE	Write a sentence with: won Write a question with: drop

TUESDAY ACTIVITY 1



	LOOK & SAY	over	hurt	won	shoes	like
	SOUND OUT	grab	grin	groan	green	
		grass	grand	great	grade	


	READ	I feel <u>great</u> . I feel <u>grand</u> . I feel <u>great</u> and <u>grand</u> . I feel <u>great</u> and <u>grand</u> to be in the next <u>grade</u> . I <u>grin</u> . I <u>grin</u> when I feel <u>great</u> . I <u>grin</u> when I feel <u>grand</u> . I <u>grin</u> when I feel <u>great</u> and <u>grand</u> . Do you <u>grin</u> ? Do you <u>grin</u> when you feel <u>great</u> ? Do you <u>grin</u> when you feel <u>grand</u> ? Do you <u>grin</u> when you feel <u>great</u> and <u>grand</u> ?
	WRITE	1. How do I feel? I feel ____ and ____. 2. What do I do when I feel great and grand? I ____ when I feel great and grand.

TUESDAY ACTIVITY 2

	READ	Read the  and  words from Activity 1.
	WRITE	Write a sentence with: shoes Write a question with: grade







WEDNESDAY ACTIVITY 1

	LOOK & SAY	over	hurt	won	shoes	like
	SOUND OUT	moon	spoon	soon	groom	
	READ	I like to eat <u>food</u> . I like to eat <u>food</u> in the <u>pool</u> . I like to eat <u>food</u> in the <u>pool</u> with a <u>spoon</u> . I drop <u>food</u> . I drop <u>food</u> in the <u>pool</u> . My dad will not like it. He will not like <u>food</u> in the <u>pool</u> . I must not eat in the <u>pool</u> . I must not eat <u>food</u> in the <u>pool</u> . I must not eat <u>food</u> in the <u>pool</u> with a <u>spoon</u> . I must not drop <u>food</u> in the <u>pool</u> !				



	WRITE	1. Where do I like to eat food? I like to eat food in the ____.
---	-------	--



		2. What do I drop in the pool? I drop _____ in the pool.
--	--	---

WEDNESDAY ACTIVITY 2




	READ	Read the  and  words from Activity 1.
	WRITE	Write the  words and  words in your dictionary. Write a sentence with: moon Write a question with: like


THURSDAY ACTIVITY 1

	LOOK & SAY	over	hurt	won	shoes	like
	SOUND OUT	grand	grin	great	green	
		zoom	soon	loom	food	





	READ	 <p>Zodwa like to run. Zodwa is a <u>great</u> runner. She has no shoes. Her feet hurt. Her feet hurt when she runs with no shoes. The lady will give her shoes. She will give her <u>green</u> shoes. Zodwa will be the best runner with her <u>green</u> shoes! She <u>zoomed</u> down the track. She <u>zoomed</u> down the track with her <u>green</u> shoes. She won! Zodwa won! Zodwa feels <u>great</u>! She feels <u>grand</u>!</p>
---	-------------	---

THURSDAY ACTIVITY 2





	READ	Read the  and  words from Activity 1.
	WRITE	1. What does Zodwa like to do?

		<p>Zodwa likes to _____.</p> <p>2. Who is a great runner? _____ is a great runner.</p> <p>3. Who will give her shoes? The _____ will give her shoes.</p> <p>4. What colour shoes will Zodwa get? Zodwa will get _____ shoes.</p> <p>5. Who won the race? _____ won the race.</p>
---	--	--

FRIDAY ACTIVITY 1

	<p>READ</p>	<p>Read all the  and  words again.</p>
	<p>READ</p>	<p>Read the story from Thursday Activity 1.</p>

FRIDAY ACTIVITY 2






	<p>READ</p>	<p>Read all the  and  words again.</p>
	<p>WRITE</p>	<p>Write the sentences in your book. Fix the mistakes.</p> <ol style="list-style-type: none"> 1. zodwa will be the best runner with her green shoes 2. she zoomed down the track 3. zodwa feels great

HOME LANGUAGE WORKSHEET






ENGLISH GRADE 3 TERM 1

WEEK 6

MONDAY ACTIVITY 1

	LOOK & SAY	different	dance	beauty	because	one
	SOUND OUT	grass	green	great		grin
		moon	soon	food		spoon
	READ	<p>I will dance. I will dance on the <u>grass</u>. I will dance on the <u>green grass</u>. I will dance on the <u>green grass</u> under the <u>moon</u>. I will dance on the <u>green grass</u> under the <u>moon</u> with a <u>spoon</u>. I will dance a <u>great</u> dance on the <u>green grass</u> under the <u>moon</u> with a <u>spoon</u>. I will dance <u>soon</u>. <u>Soon</u> I will dance a <u>great</u> dance on the <u>green grass</u> under the <u>moon</u> with a <u>spoon</u>.</p>				
	WRITE	Write the  and  words in your dictionary.				

MONDAY ACTIVITY 2

	READ	Read the  and  words from Activity 1.				
	READ	<p>I <u>grin</u>. I <u>grin</u> at the <u>moon</u>. I <u>grin</u> at the <u>great moon</u>. Do you <u>grin</u>? Do you <u>grin</u> at the <u>great moon</u>? I <u>grin</u> because the <u>moon</u> is full of beauty I <u>grin</u> at the <u>great moon</u> because it is full of beauty. Do you think the <u>moon</u> is full of <u>beauty</u>? Do you <u>grin</u> at the <u>great moon</u> because it is full of beauty? You must <u>grin</u> at the <u>great moon</u> because it is full of beauty!</p>				
	WRITE	<p>Write a sentence with: soon Write a question with: different</p>				

TUESDAY ACTIVITY 1

	LOOK & SAY	different	dance	beauty	because	one
--	------------	-----------	-------	--------	---------	-----


	SOUND OUT	ship	shop	shin	shot
		bash	mash	fish	wish
	READ	<p>I <u>wish</u>. I <u>wish</u> I can go on a <u>ship</u>. I <u>wish</u> I can go on a big <u>ship</u>. I <u>wish</u> I can go on a big <u>ship</u> that has a <u>shop</u>. I <u>wish</u> I can go on a big <u>ship</u> so I can <u>fish</u>. Do you <u>wish</u>? Do you <u>wish</u> to go on a <u>ship</u>? Do you <u>wish</u> to go on a big <u>ship</u>? Do you <u>wish</u> to go on a big <u>ship</u> that has a <u>shop</u>? Do you <u>wish</u> to go on a big <u>ship</u> so you can <u>fish</u>?</p>			
	WRITE	<p>1. What do I wish I can go on? I wish I can go on a _____.</p> <p>2. What do I want to do on the big ship? I want to _____ on the big ship.</p>			

TUESDAY ACTIVITY 2

	READ	Read the and words from Activity 1.
	WRITE	Write a sentence with: because Write a question with: mash




WEDNESDAY ACTIVITY 1

	LOOK & SAY	different	dance	beauty	because	one
	SOUND OUT	thin	thick	thud	three	
		moth	with	math	bath	
	READ	<p>I see a <u>moth</u>. I see a <u>moth</u> on the <u>bath</u>. I see the <u>moth</u> on the <u>bath</u> <u>with</u> <u>thin</u> wings. I see the <u>moth</u> <u>with</u> the <u>thin</u> wings dance on the <u>bath</u>. Can you see the <u>moth</u>? Can you see the <u>moth</u> on the <u>bath</u>? Can you see the <u>moth</u> on the <u>bath</u> <u>with</u> the <u>thin</u> wings? Can you see the <u>moth</u> <u>with</u> the <u>thin</u> wings dance on the <u>bath</u>? Why is the <u>moth</u> on the <u>bath</u>? Why is the <u>moth</u> <u>with</u> the <u>thin</u> wings on the <u>bath</u>?</p>				



	WRITE	<p>1. What can I see? I can see a ____.</p> <p>2. Where is the moth? The moth is on the ____.</p>
---	--------------	---


WEDNESDAY ACTIVITY 2

	READ	Read the  and  words from Activity 1.
---	-------------	---

	WRITE	Write the  words and  words in your dictionary. Write a sentence with: three Write a question with: one
---	--------------	---


THURSDAY ACTIVITY 1

	LOOK & SAY	different	dance	beauty	because	one
	SOUND OUT	with	thin	thick	three	
		shin	wish	bash	shop	

	READ	<div data-bbox="416 1093 799 1771" data-label="Image"> </div> <p>Musa likes to dance. He is different. He is different because he has only one leg! He is not scared to dance. He is not scared to dance <u>with</u> one leg. He dances <u>with</u> beauty. He had a dream. He had a <u>wish</u>. He wanted to be the best. He wanted to be the best dancer! He had a dream and a <u>wish</u> to be the best dancer. Did Musa stop? He did not stop because he had only one leg!</p>
---	-------------	--

THURSDAY ACTIVITY 2

	READ	Read the  and  words from Activity 1.
---	-------------	---

	<p>WRITE</p>	<ol style="list-style-type: none"> 1. What does Musa like to do? Musa likes to _____. 2. Why is Musa different? Musa is different because _____. 3. How does Musa dance? Musa dances with _____. 4. What did Musa want to be? Musa wanted to be the _____. 5. Did Musa stop because he only had one leg? Yes/No, Musa did/did not stop because he only had one leg.
---	---------------------	--


FRIDAY ACTIVITY 1

	<p>READ</p>	<p>Read all the  and  words again.</p>
---	--------------------	--

	<p>READ</p>	<p>Read the story from Thursday Activity 1.</p>
--	--------------------	---

FRIDAY ACTIVITY 2

	<p>READ</p>	<p>Read all the  and  words again.</p>
---	--------------------	--







	<p>WRITE</p>	<p>Write the sentences in your book. Fix the mistakes.</p> <ol style="list-style-type: none"> 1. he is different because he has only one leg 2. he wanted to be the best dancer 3. did musa stop
---	---------------------	---

HOME LANGUAGE WORKSHEET






ENGLISH TERM 1

WEEK 7

MONDAY ACTIVITY 1




	LOOK & SAY	always	special	toy	idea	hair
	SOUND OUT	with	three	thin	bath	
		wish	shop	bash	fish	
	READ	I <u>wish</u> . I <u>wish</u> I had <u>three</u> <u>fish</u> . I <u>wish</u> I had <u>three</u> <u>fish</u> in my <u>bath</u> . I <u>wish</u> I had <u>three</u> <u>fish</u> to swim <u>with</u> me. I <u>wish</u> I had <u>three</u> <u>fish</u> to swim <u>with</u> me in the <u>bath</u> . Do you <u>wish</u> you had <u>fish</u> ? Do you <u>wish</u> you had <u>fish</u> in the <u>bath</u> ? Do you <u>wish</u> you had <u>fish</u> to swim <u>with</u> you? Do you <u>wish</u> you had <u>fish</u> to swim in the <u>bath</u> <u>with</u> you?				
	WRITE	Write the  and  words in your dictionary.				

MONDAY ACTIVITY 2





	READ	Read the  and  words from Activity 1.				
	READ	I will go. I will go to the <u>shop</u> . I will go to the <u>shop</u> <u>with</u> my mom. I will go to the <u>fish</u> <u>shop</u> . I will go to the <u>fish</u> <u>shop</u> <u>with</u> my mom. I will go to the <u>fish</u> <u>shop</u> <u>with</u> my mom because she wants to eat <u>fish</u> . I will go to the <u>fish</u> <u>shop</u> <u>with</u> my mom because she wants to eat <u>fish</u> for dinner. I like to eat <u>fish</u> . I like to eat <u>fish</u> for dinner. Do you like to eat <u>fish</u> ? Do you like to eat <u>fish</u> for dinner?				
	WRITE	Write a sentence with: toy Write a question with: thin				

TUESDAY ACTIVITY 1




	LOOK & SAY	always	special	toy	idea	hair
--	------------	--------	---------	-----	------	------


	SOUND OUT	chin	chop	chip	chain
		rich	such	much	chair
	READ	I sit. I always sit. I sit on my <u>chair</u> . I always sit on my <u>chair</u> . I sit on my <u>chair</u> and eat my <u>chips</u> . I always sit on my <u>chair</u> and eat my <u>chips</u> . I sit on my <u>chair</u> and eat my <u>chop</u> . I always sit on my <u>chair</u> and eat my <u>chop</u> . I sit on my <u>chair</u> and I eat my <u>chips</u> and my <u>chop</u> . I always sit on my <u>chair</u> and eat my <u>chips</u> and my <u>chop</u> .			
	WRITE	1. Where do I always sit? I always sit on my _____. 2. What do I always eat? I always my _____ and my _____.			

TUESDAY ACTIVITY 2







	READ	Read the  and  words from Activity 1.
	WRITE	Write a sentence with: chin Write a question with: hair

WEDNESDAY ACTIVITY 1



	LOOK & SAY	always	special	toy	idea	hair
	SOUND OUT	crib	crab	crop	crack	
		crash	crunch	cry	cried	
	READ	I hear a <u>crash</u> . I hear a <u>crunch</u> . I see a <u>crab</u> . I see a <u>crab</u> <u>crunch</u> my <u>chips</u> . I see a <u>crab</u> <u>crack</u> my <u>chips</u> . I see a big <u>crab</u> <u>crunch</u> and <u>crack</u> my <u>chips</u> ! I <u>cried</u> . I <u>cried</u> when the <u>crab</u> <u>crunched</u> my <u>chips</u> . I <u>cried</u> when the <u>crab</u> <u>cracked</u> my <u>chips</u> . I <u>cried</u> when the <u>crab</u> <u>crunched</u> and <u>cracked</u> my <u>chips</u> . Do you think you would <u>cry</u> ? Would you <u>cry</u> if a <u>crab</u> <u>crunched</u> and <u>cracked</u> your <u>chips</u> ?				



	WRITE	<p>1. What can I see? I can see a ____.</p> <p>2. What did I do when the crab crunched and cracked my chips? I _____ when the crab crunched and cracked my chips.</p>
--	--------------	---

WEDNESDAY ACTIVITY 2





	READ	Read the  and  words from Activity 1.
	WRITE	Write the  words and  words in your dictionary. Write a sentence with: idea Write a question with: cry

THURSDAY ACTIVITY 1

	LOOK & SAY	always	special	toy	idea	hair
	SOUND OUT	chop	much	chair		such
		cry	cried	crash		crop

	READ	<div style="display: flex; align-items: center;">  <div style="margin-left: 20px;"> <p>Marie has a special toy. Teddy is her special toy. Marie always had Teddy with her. One day Josh had an idea. He will cut Teddy's hair! He will take Teddy and <u>chop</u> his hair. He thinks it is <u>such</u> a good idea! Do you think it is a good idea? Marie will <u>cry</u>. Marie will <u>cry</u> when she sees Teddy. Marie did <u>cry</u>. Marie <u>cried</u> when she saw Teddy. It was not <u>such</u> a good idea to <u>chop</u> Teddy's hair.</p> </div> </div>
--	-------------	---





THURSDAY ACTIVITY 2

	READ	Read the  and  words from Activity 1.
	WRITE	<ol style="list-style-type: none">1. Who is Marie's special toy? _____ is Marie's special toy.2. Who had an idea? _____ had an idea.3. What will Josh do to Teddy's hair? Josh will _____ Teddy's hair.4. What will Marie do when she sees Teddy? Marie will _____ when she sees Teddy.5. Was it a good idea to chop Teddy's hair? Yes/No, it was/ was not a good idea to chop Teddy's hair.

FRIDAY ACTIVITY 1

	READ	Read all the  and  words again.
	READ	Read the story from Thursday Activity 1.


FRIDAY ACTIVITY 2

	READ	Read all the  and  words again.
	WRITE	Write the sentences in your book. Fix the mistakes. <ol style="list-style-type: none">1. he will cut teddy's hair2. do you think it is a good idea3. it was not such a good idea to chop teddy's hair






HOME LANGUAGE WORKSHEET
ENGLISH GRADE 3 TERM 1

WEEK 8


MONDAY ACTIVITY 1




	LOOK & SAY	alone	leave	around	play	thought
	SOUND OUT	chin	chop	chain	much	
		crack	crash	cry	crab	
	READ	I will <u>cry</u> . I will <u>cry</u> if I <u>crack</u> my <u>chin</u> . I will <u>cry</u> if I <u>crack</u> my <u>chin</u> on the <u>chain</u> . I will <u>cry</u> . I will <u>cry</u> if I <u>crash</u> my <u>chin</u> . I will <u>cry</u> if I <u>crash</u> my <u>chin</u> on the <u>chain</u> . I will <u>cry</u> if I <u>crack</u> and <u>crash</u> my <u>chin</u> on the <u>chain</u> . Will you <u>cry</u> ? Will you <u>cry</u> if you <u>crack</u> your <u>chin</u> on the <u>chain</u> ? Will you <u>cry</u> if you <u>crash</u> your <u>chin</u> on the <u>chain</u> ?				
	WRITE	Write the  and  words in your dictionary.				

MONDAY ACTIVITY 2





	READ	Read the  and  words from Activity 1.
	READ	The <u>crab</u> will <u>chop</u> . The <u>crab</u> will <u>crack</u> . The <u>crab</u> will <u>chop</u> and <u>crack</u> . What will the <u>crab</u> <u>chop</u> ? What will the <u>crab</u> <u>crack</u> ? What will the <u>crab</u> <u>chop</u> and <u>crack</u> ? The <u>crab</u> will <u>chop</u> the rock. The <u>crab</u> will <u>crack</u> the rock. The <u>crab</u> will <u>chop</u> and <u>crack</u> the rock. Will you <u>cry</u> ? Will you <u>cry</u> when the <u>crab</u> <u>chops</u> the rock? Will you <u>cry</u> when the <u>crab</u> <u>cracks</u> the rock?
	WRITE	Write a sentence with: crash Write a question with: crab

TUESDAY ACTIVITY 1



	LOOK & SAY	alone	leave	around	play	thought
--	------------	-------	-------	--------	------	---------


	SOUND OUT	stood	look	book	took
		shook	hook	foot	wood
	READ	I <u>stood</u> . I <u>stood</u> alone. I <u>stood</u> alone to <u>look</u> around. I <u>looked</u> . I <u>looked</u> at the <u>book</u> . I <u>looked</u> at the <u>book</u> with the <u>hook</u> . I <u>took</u> . I <u>took</u> the <u>book</u> . I <u>took</u> the <u>book</u> with the <u>hook</u> . I <u>shook</u> . I <u>shook</u> when I <u>looked</u> at the <u>book</u> . I <u>shook</u> when I <u>looked</u> at the <u>book</u> with the <u>hook</u> . I will leave the <u>book</u> . I will leave the <u>book</u> with the <u>hook</u> .			
	WRITE	1. Why did I stand alone? I stood alone to ____.			
		2. What did I do when I looked at the book with the hook? I ____ when I looked at the book with the hook.			


TUESDAY ACTIVITY 2

	READ	Read the  and  words from Activity 1.
	WRITE	Write a sentence with: foot Write a question with: play

WEDNESDAY ACTIVITY 1




	LOOK & SAY	alone	leave	around	play	thought
	SOUND OUT	sing	song	king	swing	
		sting	ring	sung	rang	

	READ	<p>I see the <u>king</u>. I see the <u>king sing</u>. I see the <u>king sing</u> a <u>song</u>. The <u>king</u> is on the <u>swing</u>. I see the <u>king</u> on the <u>swing</u>. I see the <u>king sing</u> on the <u>swing</u>. I see the <u>king sing</u> a <u>song</u> on the <u>swing</u>. He has a <u>ring</u>. I see the <u>king</u> with a <u>ring</u>. I see the <u>king</u> with a <u>ring</u> on the <u>swing</u>. I see the <u>king</u> with a <u>ring</u> <u>sing</u> a <u>song</u> on the <u>swing</u>.</p>
--	-------------	--



	WRITE	<ol style="list-style-type: none"> Who can I see? I can see the ____. Where is the king? The king is on the ____.
--	--------------	---



WEDNESDAY ACTIVITY 2

	READ	Read the  and  words from Activity 1.
--	-------------	---





	WRITE	Write the  words and  words in your dictionary. Write a sentence with: sting Write a question with: leave
---	--------------	---

THURSDAY ACTIVITY 1

	LOOK & SAY	alone	leave	around	play	thought
	SOUND OUT	stood	look	shook		took
		sing	sung	swing		ring

	READ	 <p>Fanisa thought no one will play with her. She stood with Ntsako. She did not want to be alone. She would not leave Ntsako alone. She stood with Ntsako all day. Fanisa thought no one will play with her because she looks different. Ntsako told Fanisa to leave her alone. She did not want Fanisa around all the time! Fanisa was so sad. She sat and cried alone.</p>
--	-------------	--





THURSDAY ACTIVITY 2

	READ	Read the  and  words from Activity 1.
	WRITE	<ol style="list-style-type: none">Who thought no one would play with her? _____ thought no one would play with her.Who did she stand with? She stood with _____.When did she stand with Ntsako? She stood with Ntsako _____.Why did Fanisa think no one would play with her? Fanisa thought no one would play with her because _____.How did Fanisa feel when Ntsako told her that she did not want her around all the time? Fanisa felt _____ when Ntsako told her that she did not want her around all the time.

FRIDAY ACTIVITY 1

	READ	Read all the  and  words again.
	READ	Read the story from Thursday Activity 1.

FRIDAY ACTIVITY 2

	READ	Read all the  and  words again.
	WRITE	Write the sentences in your book. Fix the mistakes. <ol style="list-style-type: none">she stood with ntsakontsako told fanisa to leave her aloneshe did not want fanisa around all the time






HOME LANGUAGE WORKSHEET
ENGLISH GRADE 3 TERM 1

WEEK 9


MONDAY ACTIVITY 1




	LOOK & SAY	poor	magic	money	about	giant
	SOUND OUT	sing	song	ring	swing	
		took	shook	stood	look	
	READ	I will <u>sing</u> . I will <u>sing</u> a <u>song</u> about a poor giant. I will <u>sing</u> a magic <u>song</u> about a poor giant. I will <u>sing</u> a magic <u>song</u> about a poor giant that had no money. Will you <u>sing</u> with me? Will you <u>sing</u> the <u>song</u> with me? Will you <u>sing</u> the <u>song</u> about a poor giant with me? Will you <u>sing</u> the magic <u>song</u> about a poor giant with me? Will you <u>sing</u> the magic <u>song</u> about a poor giant that had no money with me?				
	WRITE	Write the  and  words in your dictionary.				

MONDAY ACTIVITY 2





	READ	Read the  and  words from Activity 1.				
	READ	I <u>took</u> the <u>ring</u> . I <u>took</u> the magic <u>ring</u> . I <u>took</u> that magic <u>ring</u> to the <u>swing</u> . I will sit. I will sit on the <u>swing</u> . I will sit on the <u>swing</u> with the <u>ring</u> . I will sit n the <u>swing</u> with the magic <u>ring</u> . I will <u>look</u> . I will <u>look</u> at the <u>ring</u> . I will <u>look</u> at the <u>ring</u> as I sit on the <u>swing</u> . I will <u>look</u> at the magic <u>ring</u> as I sit on the <u>swing</u> .				
	WRITE	Write a sentence with: money Write a question with: song				

TUESDAY ACTIVITY 1




	LOOK & SAY	poor	magic	money	about	giant
--	------------	------	-------	-------	-------	-------


	SOUND OUT	car	far	tar	hard
		scar	star	jar	dark
	READ	I see a <u>car</u> . I see a <u>car</u> on the <u>tar</u> road. I see a <u>car</u> on the <u>dark tar</u> road. It has a <u>star</u> . The <u>car</u> has a <u>star</u> . I see a <u>car</u> with a <u>star</u> on the <u>dark tar</u> road. Can you see the <u>car</u> ? Can you see the <u>car</u> on the <u>tar</u> road? Can you see the <u>car</u> on the <u>dark tar</u> road? Can you see the <u>car</u> with the <u>star</u> on the <u>dark tar</u> road?			
	WRITE	1. What can I see? I can see a ____. 2. Where is the car? The car is on the _____.			

TUESDAY ACTIVITY 2

	READ	Read the  and  words from Activity 1.
	WRITE	Write a sentence with: star Write a question with: about




WEDNESDAY ACTIVITY 1

	LOOK & SAY	poor	magic	money	about	giant
	SOUND OUT	fork	born	storm	torch	
		short	sport	sort	north	
	READ	I have a <u>fork</u> . I will eat with the <u>fork</u> . I will eat <u>pork</u> with the <u>fork</u> . Will you eat with me? Will you eat <u>pork</u> with a <u>fork</u> with me? I am not poor. I have lots of money. I can eat lots of <u>pork</u> . I like to eat <u>pork</u> . I like to eat <u>pork</u> with a <u>fork</u> . I like to eat lots of <u>pork</u> with a <u>fork</u> . Do you like to eat <u>pork</u> ? Do you like to eat <u>pork</u> with a <u>fork</u> ? Do you like to eat lots of <u>pork</u> with a <u>fork</u> ?				

	WRITE	<p>3. What will I eat with? I will eat with a ____.</p> <p>4. What do I like to eat? I like to eat ____.</p>
--	--------------	--


WEDNESDAY ACTIVITY 2

	READ	Read the  and  words from Activity 1.
--	-------------	---





	WRITE	Write the  words and  words in your dictionary. Write a sentence with: sport Write a question with: money
--	--------------	---

THURSDAY ACTIVITY 1

	LOOK & SAY	poor	magic	money	about	giant
	SOUND OUT	sort	born	storm		short
		dark	hard	star		far

	READ	<div data-bbox="370 1061 1024 1756" data-label="Image"> </div> <p>Jack is poor. Jack and his mom are poor. They have no money. They thought. They thought about the giant. They thought about the giant that took their magic hen. They wished for their magic hen back. Jack will go. He will go to the giant. He will go to get the magic hen. He will go to get the magic hen back from the giant. Jack and his mom are not poor anymore. They have the magic hen! Jack took the magic hen from the giant!</p>
--	-------------	---





THURSDAY ACTIVITY 2

	READ	Read the  and  words from Activity 1.
	WRITE	<ol style="list-style-type: none">1. Who is poor? _____ and his _____ are poor.2. Who took their magic hen? The _____ took their magic hen.3. Who will go get the magic hen? _____ will go get the magic hen.4. Why are Jack and his mom not poor anymore? Jack and his mom are not poor anymore because _____.5. How did they get the magic hen back? _____ took the magic hen from the _____.

FRIDAY ACTIVITY 1

	READ	Read all the  and  words again.
	READ	Read the story from Thursday Activity 1.







FRIDAY ACTIVITY 2

	READ	Read all the  and  words again.
	WRITE	Write the sentences in your book. Fix the mistakes. <ol style="list-style-type: none">1. jack and his mom are poor2. he will go to get the magic hen back from the giant3. jack took the magic hen from the giant






HOME LANGUAGE WORKSHEET
ENGLISH GRADE 3 TERM 1

WEEK 10

MONDAY ACTIVITY 1




	LOOK & SAY	picture	colourful	words	read	write
	SOUND OUT	ship	must	great	story	
		book	hard	chair	with	
	READ	I <u>must</u> look. I <u>must</u> look at the <u>book</u> . I <u>must</u> look at the <u>book</u> about <u>ships</u> . I <u>must</u> sit. I <u>must</u> sit on the <u>chair</u> . I <u>must</u> sit on the <u>chair</u> and look. I <u>must</u> sit on the <u>chair</u> and look at the <u>book</u> . I <u>must</u> sit on the <u>chair</u> and look at the <u>book</u> about <u>ships</u> . I <u>must</u> read. I <u>must</u> sit and read. I <u>must</u> sit and read the <u>story</u> in the <u>book</u> about <u>ships</u> .				
	WRITE	Write the  and  words in your dictionary.				

MONDAY ACTIVITY 2





	READ	Read the  and  words from Activity 1.
	READ	I like to read. I like to read I like to read. I <u>must</u> read a <u>story</u> . I <u>must</u> read a <u>story</u> about a king. I <u>must</u> read a <u>story</u> about a king and his <u>ship</u> . I <u>must</u> read a <u>story</u> about a <u>great</u> king and his colourful <u>ship</u> . I will read <u>with</u> my mom. My mom also likes to read. My mom will read the <u>story</u> <u>with</u> me. She will read the <u>story</u> about the king and his <u>ship</u> <u>with</u> me. She will read the <u>story</u> about the <u>great</u> king and his colourful <u>ship</u> <u>with</u> me.
	WRITE	Write a sentence with: picture Write a question with: hard

TUESDAY ACTIVITY 1




	LOOK & SAY	picture	colourful	words	read	write
--	------------	---------	-----------	-------	------	-------


	SOUND OUT	turn	nurse	hurt	burn
		burnt	burst	church	surf
	READ	I <u>hurt</u> my leg. I <u>hurt</u> my leg in <u>church</u> . I <u>burnt</u> my leg. I <u>burnt</u> my leg in <u>church</u> . How did you <u>hurt</u> your leg? How did you <u>hurt</u> your leg in <u>church</u> ? How did you <u>burn</u> your leg? How did you <u>burn</u> your leg in <u>church</u> ? You must go to the <u>nurse</u> . The <u>nurse</u> will help you. The <u>nurse</u> will help you with your leg. The <u>nurse</u> will help you with your <u>burnt</u> leg.			
	WRITE	1. Where did I burn my leg? I burnt my leg in ____. 2. Who must I go to? I must go to the ____.			

TUESDAY ACTIVITY 2

	READ	Read the  and  words from Activity 1.
	WRITE	Write a sentence with: write Write a question with: church




WEDNESDAY ACTIVITY 1

	LOOK & SAY	picture	colourful	words	read	write
	SOUND OUT	bird	third	thirst	thirsty	
		chirp	first	shirt	skirt	
	READ	I see a <u>bird</u> . I see a colourful <u>bird</u> . The <u>bird</u> will <u>chirp</u> . The colourful <u>bird</u> will <u>chirp</u> . Can you see the <u>bird</u> ? Can you see the colourful <u>bird</u> ? Can you hear the <u>bird</u> ? Can you hear the colourful <u>bird chirp</u> ? I will write a story. I will write a story about the <u>bird</u> . I will write a story about the colourful <u>bird</u> . Will you read my story? Will you read my story about the colourful <u>bird</u> ?				



	WRITE	<p>3. What kind of bird do I see? I see a _____ bird.</p> <p>4. What will the colourful bird do? I colourful bird will _____.</p>
--	--------------	---


WEDNESDAY ACTIVITY 2

	READ	Read the  and  words from Activity 1.
--	-------------	---





	WRITE	Write the  words and  words in your dictionary. Write a sentence with: first Write a question with: thirsty
--	--------------	---

THURSDAY ACTIVITY 1

	LOOK & SAY	picture	colourful	words	read	write
	SOUND OUT	turn	hurt	burnt		burst
		first	thirsty	bird		shirt

	READ	<div data-bbox="395 1070 1070 1686" data-label="Image"> </div> <p>Stacey likes to read. Stacey likes to look at pictures. She likes to look at colourful pictures. She likes to look at the colourful pictures in books. Stacey likes to write. She likes to write stories. Stacey writes words to make a story. She writes words to make a great story. Her dream is to write. Her dream is to write a book. She works hard. She works hard to write a book!</p>
--	-------------	---





THURSDAY ACTIVITY 2

	READ	Read the  and  words from Activity 1.
	WRITE	<ol style="list-style-type: none">Who likes to read? _____ likes to read.What does Stacey like to look at? She likes to look at _____.Who likes to write? _____ likes to write.What does Stacey write to make a story? Stacey writes _____ to make a story.What does Stacey work hard to do? Stacey works hard to _____.

FRIDAY ACTIVITY 1

	READ	Read all the  and  words again.
	READ	Read the story from Thursday Activity 1.

FRIDAY ACTIVITY 2






	READ	Read all the  and  words again.
	WRITE	Write the sentences in your book. Fix the mistakes. <ol style="list-style-type: none">stacey writes words to make a storyher dream is to write a bookshe works hard to write a book

HOME LANGUAGE WORKSHEET






ENGLISH GRADE 3 TERM 1

WEEK 3



MONDAY ACTIVITY 1



	LOOK & SAY	eat	phone	scared	help	friend
	SOUND OUT	call	fun	not	see	
		think	mad	cross	glad	
	READ	I am <u>glad</u> . I am <u>glad</u> to <u>see</u> you are <u>not</u> <u>mad</u> . I am <u>glad</u> to <u>see</u> you are <u>not</u> <u>cross</u> . It is <u>not</u> <u>fun</u> to be <u>mad</u> . It is <u>not</u> <u>fun</u> to be <u>cross</u> . It is <u>fun</u> to be <u>glad</u> . Do you <u>think</u> it is <u>fun</u> ? Do you <u>think</u> it is <u>fun</u> to be <u>mad</u> ? Do you <u>think</u> it is <u>fun</u> to be <u>cross</u> ? I do <u>not</u> <u>think</u> it is <u>fun</u> to be <u>mad</u> and <u>cross</u> .				
	WRITE	Write the  and  words in your dictionary.				

MONDAY ACTIVITY 2





	READ	Read the  and  words from Activity 1.
	READ	Can I <u>call</u> you? Can I <u>call</u> you <u>mad</u> ? Is it <u>fun</u> ? Is it <u>fun</u> to <u>call</u> you <u>mad</u> ? It is <u>not</u> . It is <u>not</u> <u>fun</u> . It is <u>not</u> <u>fun</u> to <u>call</u> you <u>mad</u> . You will be <u>cross</u> . You will be <u>cross</u> if I <u>call</u> you <u>mad</u> . You will <u>not</u> be <u>glad</u> . You will <u>not</u> be <u>glad</u> if I <u>call</u> you <u>mad</u> . I will <u>not</u> <u>call</u> you. I will <u>not</u> <u>call</u> you <u>mad</u> .
	WRITE	Write a sentence with: help Write a question with: think

TUESDAY ACTIVITY 1





	LOOK & SAY	eat	phone	scared	help	friend
	SOUND OUT	stop	stand	must	just	
		strong	rust	bust	strap	

	READ	I <u>must stop</u> . I <u>must just stop</u> . I <u>must stop</u> and think. I <u>must just stop</u> and think. <u>Must I help</u> ? <u>Must I stop</u> to help? <u>Must I stop</u> to help my friend. My friend will be glad. My friend will be glad if I <u>stop</u> . My friend will be glad if I <u>stop</u> to help. He will not be mad. He will not be mad if I <u>stop</u> . He will not be mad if I <u>stop</u> to help.
	WRITE	1. Who must I stop and help? I must stop and help my _____. 2. How will my friend feel if I stop and help? My friend will feel _____ if I stop and help.







TUESDAY ACTIVITY 2

	READ	Read the  and  words from Activity 1.
	WRITE	Write a sentence with: eat Write a question with: strong



WEDNESDAY ACTIVITY 1



	LOOK & SAY	eat	phone	scared	help	friend
	SOUND OUT	boat	coat	road	goat	
	READ	I see a <u>boat</u> . I see a <u>boat</u> on the <u>road</u> . I see a <u>goat</u> in the <u>boat</u> on the <u>road</u> ! Can you see the <u>boat</u> ? Can you see the <u>boat</u> on the <u>road</u> ? Can you the <u>goat</u> in the <u>boat</u> on the <u>road</u> ? Must we help? Must we help the <u>goat</u> ? Must we help the <u>goat</u> in the <u>boat</u> ? Must we help the <u>goat</u> in the <u>boat</u> on the <u>road</u> ?				
	WRITE	1. Where is the boat? The boat is in the _____. 2. What is in the boat? The _____ is in the boat.				

WEDNESDAY ACTIVITY 2





	READ	Read the  and  words from Activity 1.
	WRITE	Write the  words and  words in your dictionary. Write a sentence with: friend Write a question with: soap

THURSDAY ACTIVITY 1





	LOOK & SAY	eat	phone	scared	help	friend			
	SOUND OUT	stop		must		just		bust	
		boast		boat		road		coat	

	READ		<p>The fish are scared. The fish are scared for their friend. The fish <u>must</u> help. The fish <u>must</u> help their friend. They <u>must</u> <u>stop</u> and help their friend! They <u>must</u> <u>phone</u>. They <u>must</u> <u>just</u> <u>phone</u>. They <u>must</u> <u>just</u> <u>phone</u> Wendy. They <u>must</u> <u>just</u> <u>phone</u> Wendy to help. They <u>must</u> <u>just</u> <u>phone</u> Wendy to help their friend. The shark <u>must</u> not eat their friend. Wendy <u>must</u> <u>stop</u> the shark! Will Wendy <u>stop</u> the shark? Will Wendy help?</p>
---	------	--	--





THURSDAY ACTIVITY 2

	READ	Read the  and  words from Activity 1.
	WRITE	<ol style="list-style-type: none">1. Who is scared? The _____ are scared.2. Who are they scared for? They are scared for their _____.3. Who must they phone? They must phone _____.4. Who wants to eat their friend? The _____ wants to eat their friend.5. Who must stop the shark? _____ must stop the shark.

FRIDAY ACTIVITY 1

	READ	Read all the  and  words again.
	READ	Read the story from Thursday Activity 1.

FRIDAY ACTIVITY 2







	READ	Read all the  and  words again.
	WRITE	Write the sentences in your book. Fix the mistakes. <ol style="list-style-type: none">1. they must stop and help their friend2. they must just phone wendy to help3. will wendy stop the shark

HOME LANGUAGE WORKSHEET






ENGLISH GRADE 3 TERM 1

WEEK 4



MONDAY ACTIVITY 1


	LOOK & SAY	please	ruin	why	knock	sorry
	SOUND OUT	strong	goat	roast	must	
		stop	soak	road	toad	
	READ	<p><u>Must I roast?</u> <u>Must I roast</u> the <u>goat</u>? <u>Must I soak</u> the <u>goat</u>? <u>Must I soak</u> and <u>roast</u> the <u>goat</u>? You <u>must stop</u>! You <u>must not roast</u> the <u>goat</u>. You <u>must not soak</u> the <u>goat</u>. You <u>must not soak</u> and <u>roast</u> the <u>goat</u>. Why <u>must I not roast</u> the <u>goat</u>? Why <u>must I not soak</u> the <u>goat</u>? Why <u>must I not soak</u> and <u>roast</u> the <u>goat</u>?</p>				
	WRITE	Write the  and  words in your dictionary.				


MONDAY ACTIVITY 2

	READ	Read the  and  words from Activity 1.
	READ	<p>Can you see the <u>toad</u>? Can you see the <u>toad</u> in the <u>road</u>? The <u>toad</u> is <u>strong</u>. The <u>toad</u> in the <u>road</u> is <u>strong</u>. <u>Must I stop</u>? <u>Must I stop</u> so you can see? I will <u>stop</u>. I will <u>stop</u> so you can see. I will <u>stop</u> so you can see the <u>toad</u>. I will <u>stop</u> so you can see the <u>toad</u> in the <u>road</u>. I will <u>stop</u> so you can see the <u>strong toad</u> in the <u>road</u>.</p>
	WRITE	<p>Write a sentence with: knock Write a question with: stop</p>

TUESDAY ACTIVITY 1


	LOOK & SAY	please	ruin	why	knock	sorry
	SOUND OUT	drip	drop	drag	drum	
		drink	dream	dress	drift	

	READ	<p>I must not <u>drip</u> the <u>drink</u>. I must not <u>drip</u> the <u>drink</u> on her <u>dress</u>. I must not <u>drag</u>. I must not <u>drag</u> her <u>dress</u>. I must not <u>drop</u>. I must not <u>drop</u> her <u>dress</u>. It will ruin her <u>dress</u>. It will ruin her <u>dress</u> if I <u>drip</u> the <u>drink</u> on it. It will ruin her <u>dress</u> if I <u>drag</u> it. It will ruin her <u>dress</u> if I <u>drop</u> it. She will be sad. She will be sad if I ruin her <u>dress</u>.</p>
---	-------------	---

	WRITE	<p>1. What must I not ruin? I must not ruin her _____.</p> <p>2. How will she feel if I ruin her dress? She will feel _____ if I ruin her dress.</p>
---	--------------	--


TUESDAY ACTIVITY 2


	READ	Read the  and  words from Activity 1.
---	-------------	---


	WRITE	Write a sentence with: drum Write a question with: why
--	--------------	---

WEDNESDAY ACTIVITY 1







	LOOK & SAY	please	ruin	why	knock	sorry
---	-----------------------	--------	------	-----	-------	-------

	SOUND OUT	tree	seem	queen	weed
		street	free	speed	sweet

	READ	<p>I see a <u>queen</u>. I see a <u>sweet queen</u> in the <u>tree</u>. I see a <u>sweet queen</u> in the <u>tree</u> by the <u>street</u>. Why is the <u>sweet queen</u> in the <u>tree</u>? Why is the <u>sweet queen</u> in the <u>tree</u> by the <u>street</u>? The <u>queen</u> wants to be <u>free</u>. The <u>sweet queen</u> wants to be <u>free</u>. She wants to be <u>free</u> to sit in the <u>tree</u>. Why does the <u>sweet queen</u> want to be <u>free</u> to sit in the <u>tree</u>?</p>
---	-------------	---



	WRITE	<p>1. Where is the queen? The queen is in the ____.</p> <p>2. Why is the queen in the tree? The queen is in the tree because she wants to be ____.</p>
---	--------------	--

WEDNESDAY ACTIVITY 2





	READ	Read the  and  words from Activity 1.
	WRITE	Write the  words and  words in your dictionary. Write a sentence with: queen Write a question with: please

THURSDAY ACTIVITY 1





	LOOK & SAY	please	ruin	why	knock	sorry
	SOUND OUT	dream	drink	drop	drag	
		seem	sweet	speed	street	

	READ	<div style="display: flex; align-items: center;">  <div style="margin-left: 20px;"> <p>Mbuso has a dream. He has a dream to build a big sandcastle. The girl will come. She will come to knock it down. She is not sweet! She is not a sweet girl! Why will she knock the sandcastle? Why will she knock the sandcastle down? She will run with speed. She will run with speed and knock it down. How will Mbuso feel? Will the girl say sorry? Will the girl say sorry to Mbuso?</p> </div> </div>
---	-------------	---





THURSDAY ACTIVITY 2

	READ	Read the  and  words from Activity 1.
	WRITE	<ol style="list-style-type: none">Who has a dream to build a big sandcastle? _____ has a dream to build a big sandcastle.What will the girl do to the sandcastle? The girl will _____ the sandcastle down.How will she run? She will run with _____.Is the girl a sweet girl? Yes/No, The girl is/ is not a sweet girl.Do you think the girl should say sorry to Mbuso? Yes/ No, I do/do not think the girl should say sorry to Mbuso.

FRIDAY ACTIVITY 1

	READ	Read all the  and  words again.
	READ	Read the story from Thursday Activity 1.

FRIDAY ACTIVITY 2







	READ	Read all the  and  words again.
	WRITE	Write the sentences in your book. Fix the mistakes. <ol style="list-style-type: none">she is not sweethow will mbuso feelwill the girl say sorry to mbuso

HOME LANGUAGE WORKSHEET






ENGLISH GRADE 3 TERM 1

WEEK 5

MONDAY ACTIVITY 1



	LOOK & SAY	over	hurt	won	shoes	like
	SOUND OUT	feel	dream	drink	free	
		drop	street	drift	speed	
	READ	I like to <u>feel free</u> . I like to <u>dream of speed</u> . I like to <u>feel free and dream of speed</u> in the <u>street</u> . I like to <u>feel free and dream of speed</u> in the <u>street</u> , but I do not want to get hurt. I will just <u>dream</u> . I will just <u>dream of speed</u> . I will just <u>dream of speed</u> in the <u>street</u> .				
	WRITE	Write the  and  words in your dictionary.				

MONDAY ACTIVITY 2





	READ	Read the  and  words from Activity 1.
	READ	I must not <u>drop my drink</u> . I must not <u>drop my drink</u> in the <u>street</u> . My mom will not like it. She will not like it if I <u>drop my drink</u> . She will not like it if I <u>drop my drink</u> in the <u>street</u> . I will <u>feel bad</u> . I will <u>feel bad</u> if I <u>drop my drink</u> . I will <u>feel bad</u> if I <u>drop my drink</u> in the <u>street</u> . I will <u>feel bad</u> if I make my mom mad.
	WRITE	Write a sentence with: won Write a question with: drop

TUESDAY ACTIVITY 1




	LOOK & SAY	over	hurt	won	shoes	like
	SOUND OUT	grab	grin	groan	green	
		grass	grand	great	grade	


	READ	I feel <u>great</u> . I feel <u>grand</u> . I feel <u>great</u> and <u>grand</u> . I feel <u>great</u> and <u>grand</u> to be in the next <u>grade</u> . I <u>grin</u> . I <u>grin</u> when I feel <u>great</u> . I <u>grin</u> when I feel <u>grand</u> . I <u>grin</u> when I feel <u>great</u> and <u>grand</u> . Do you <u>grin</u> ? Do you <u>grin</u> when you feel <u>great</u> ? Do you <u>grin</u> when you feel <u>grand</u> ? Do you <u>grin</u> when you feel <u>great</u> and <u>grand</u> ?
	WRITE	1. How do I feel? I feel ____ and ____. 2. What do I do when I feel great and grand? I ____ when I feel great and grand.

TUESDAY ACTIVITY 2

	READ	Read the  and  words from Activity 1.
	WRITE	Write a sentence with: shoes Write a question with: grade







WEDNESDAY ACTIVITY 1

	LOOK & SAY	over	hurt	won	shoes	like			
	SOUND OUT	moon		spoon		soon		groom	
		loom		pool		zoom		food	
	READ	I like to eat <u>food</u> . I like to eat <u>food</u> in the <u>pool</u> . I like to eat <u>food</u> in the <u>pool</u> with a <u>spoon</u> . I drop <u>food</u> . I drop <u>food</u> in the <u>pool</u> . My dad will not like it. He will not like <u>food</u> in the <u>pool</u> . I must not eat in the <u>pool</u> . I must not eat <u>food</u> in the <u>pool</u> . I must not eat <u>food</u> in the <u>pool</u> with a <u>spoon</u> . I must not drop <u>food</u> in the <u>pool</u> !							



	WRITE	1. Where do I like to eat food? I like to eat food in the ____.
---	-------	--



		2. What do I drop in the pool? I drop _____ in the pool.
--	--	---

WEDNESDAY ACTIVITY 2




	READ	Read the  and  words from Activity 1.
	WRITE	Write the  words and  words in your dictionary. Write a sentence with: moon Write a question with: like


THURSDAY ACTIVITY 1

	LOOK & SAY	over	hurt	won	shoes	like
	SOUND OUT	grand	grin	great	green	
		zoom	soon	loom	food	





	READ	 <p>Zodwa like to run. Zodwa is a <u>great</u> runner. She has no shoes. Her feet hurt. Her feet hurt when she runs with no shoes. The lady will give her shoes. She will give her <u>green</u> shoes. Zodwa will be the best runner with her <u>green</u> shoes! She <u>zoomed</u> down the track. She <u>zoomed</u> down the track with her <u>green</u> shoes. She won! Zodwa won! Zodwa feels <u>great</u>! She feels <u>grand</u>!</p>
---	-------------	---

THURSDAY ACTIVITY 2





	READ	Read the  and  words from Activity 1.
	WRITE	1. What does Zodwa like to do?

		<p>Zodwa likes to _____.</p> <p>2. Who is a great runner? _____ is a great runner.</p> <p>3. Who will give her shoes? The _____ will give her shoes.</p> <p>4. What colour shoes will Zodwa get? Zodwa will get _____ shoes.</p> <p>5. Who won the race? _____ won the race.</p>
---	--	--

FRIDAY ACTIVITY 1

	<p>READ</p>	<p>Read all the  and  words again.</p>
	<p>READ</p>	<p>Read the story from Thursday Activity 1.</p>

FRIDAY ACTIVITY 2






	<p>READ</p>	<p>Read all the  and  words again.</p>
	<p>WRITE</p>	<p>Write the sentences in your book. Fix the mistakes.</p> <ol style="list-style-type: none"> 1. zodwa will be the best runner with her green shoes 2. she zoomed down the track 3. zodwa feels great

HOME LANGUAGE WORKSHEET






ENGLISH GRADE 3 TERM 1

WEEK 6

MONDAY ACTIVITY 1




	LOOK & SAY	different	dance	beauty	because	one
	SOUND OUT	grass	green	great		grin
		moon	soon	food		spoon
	READ	<p>I will dance. I will dance on the <u>grass</u>. I will dance on the <u>green grass</u>. I will dance on the <u>green grass</u> under the <u>moon</u>. I will dance on the <u>green grass</u> under the <u>moon</u> with a <u>spoon</u>. I will dance a <u>great</u> dance on the <u>green grass</u> under the <u>moon</u> with a <u>spoon</u>. I will dance <u>soon</u>. <u>Soon</u> I will dance a <u>great</u> dance on the <u>green grass</u> under the <u>moon</u> with a <u>spoon</u>.</p>				
	WRITE	Write the  and  words in your dictionary.				

MONDAY ACTIVITY 2





	READ	Read the  and  words from Activity 1.				
	READ	<p>I <u>grin</u>. I <u>grin</u> at the <u>moon</u>. I <u>grin</u> at the <u>great moon</u>. Do you <u>grin</u>? Do you <u>grin</u> at the <u>great moon</u>? I <u>grin</u> because the <u>moon</u> is full of beauty I <u>grin</u> at the <u>great moon</u> because it is full of beauty. Do you think the <u>moon</u> is full of <u>beauty</u>? Do you <u>grin</u> at the <u>great moon</u> because it is full of beauty? You must <u>grin</u> at the <u>great moon</u> because it is full of beauty!</p>				
	WRITE	<p>Write a sentence with: soon Write a question with: different</p>				

TUESDAY ACTIVITY 1




	LOOK & SAY	different	dance	beauty	because	one
--	------------	-----------	-------	--------	---------	-----


	SOUND OUT	ship	shop	shin	shot
		bash	mash	fish	wish
	READ	<p>I <u>wish</u>. I <u>wish</u> I can go on a <u>ship</u>. I <u>wish</u> I can go on a big <u>ship</u>. I <u>wish</u> I can go on a big <u>ship</u> that has a <u>shop</u>. I <u>wish</u> I can go on a big <u>ship</u> so I can <u>fish</u>. Do you <u>wish</u>? Do you <u>wish</u> to go on a <u>ship</u>? Do you <u>wish</u> to go on a big <u>ship</u>? Do you <u>wish</u> to go on a big <u>ship</u> that has a <u>shop</u>? Do you <u>wish</u> to go on a big <u>ship</u> so you can <u>fish</u>?</p>			
	WRITE	<p>1. What do I wish I can go on? I wish I can go on a _____.</p> <p>2. What do I want to do on the big ship? I want to _____ on the big ship.</p>			

TUESDAY ACTIVITY 2

	READ	Read the  and  words from Activity 1.
	WRITE	Write a sentence with: because Write a question with: mash




WEDNESDAY ACTIVITY 1

	LOOK & SAY	different	dance	beauty	because	one
	SOUND OUT	thin	thick	thud	three	
		moth	with	math	bath	
	READ	<p>I see a <u>moth</u>. I see a <u>moth</u> on the <u>bath</u>. I see the <u>moth</u> on the <u>bath</u> <u>with</u> <u>thin</u> wings. I see the <u>moth</u> <u>with</u> the <u>thin</u> wings dance on the <u>bath</u>. Can you see the <u>moth</u>? Can you see the <u>moth</u> on the <u>bath</u>? Can you see the <u>moth</u> on the <u>bath</u> <u>with</u> the <u>thin</u> wings? Can you see the <u>moth</u> <u>with</u> the <u>thin</u> wings dance on the <u>bath</u>? Why is the <u>moth</u> on the <u>bath</u>? Why is the <u>moth</u> <u>with</u> the <u>thin</u> wings on the <u>bath</u>?</p>				

	WRITE	<p>1. What can I see? I can see a ____.</p> <p>2. Where is the moth? The moth is on the ____.</p>
---	--------------	---



WEDNESDAY ACTIVITY 2

	READ	Read the  and  words from Activity 1.
---	-------------	---

	WRITE	Write the  words and  words in your dictionary. Write a sentence with: three Write a question with: one
---	--------------	---


THURSDAY ACTIVITY 1

	LOOK & SAY	different	dance	beauty	because	one
	SOUND OUT	with	thin	thick	three	
		shin	wish	bash	shop	

	READ	<div style="display: flex; align-items: center;">  <div style="margin-left: 20px;"> <p>Musa likes to dance. He is different. He is different because he has only one leg! He is not scared to dance. He is not scared to dance <u>with</u> one leg. He dances <u>with</u> beauty. He had a dream. He had a <u>wish</u>. He wanted to be the best. He wanted to be the best dancer! He had a dream and a <u>wish</u> to be the best dancer. Did Musa stop? He did not stop because he had only one leg!</p> </div> </div>
---	-------------	---

THURSDAY ACTIVITY 2

	READ	Read the  and  words from Activity 1.
---	-------------	---

	<p>WRITE</p>	<ol style="list-style-type: none"> 1. What does Musa like to do? Musa likes to _____. 2. Why is Musa different? Musa is different because _____. 3. How does Musa dance? Musa dances with _____. 4. What did Musa want to be? Musa wanted to be the _____. 5. Did Musa stop because he only had one leg? Yes/No, Musa did/did not stop because he only had one leg.
---	---------------------	--


FRIDAY ACTIVITY 1

	<p>READ</p>	<p>Read all the  and  words again.</p>
---	--------------------	--

	<p>READ</p>	<p>Read the story from Thursday Activity 1.</p>
--	--------------------	---

FRIDAY ACTIVITY 2







	<p>READ</p>	<p>Read all the  and  words again.</p>
---	--------------------	--

	<p>WRITE</p>	<p>Write the sentences in your book. Fix the mistakes.</p> <ol style="list-style-type: none"> 1. he is different because he has only one leg 2. he wanted to be the best dancer 3. did musa stop
---	---------------------	---






HOME LANGUAGE WORKSHEET
ENGLISH TERM 1

WEEK 7

MONDAY ACTIVITY 1




	LOOK & SAY	always	special	toy	idea	hair
	SOUND OUT	with	three	thin	bath	
		wish	shop	bash	fish	
	READ	I <u>wish</u> . I <u>wish</u> I had <u>three</u> <u>fish</u> . I <u>wish</u> I had <u>three</u> <u>fish</u> in my <u>bath</u> . I <u>wish</u> I had <u>three</u> <u>fish</u> to swim <u>with</u> me. I <u>wish</u> I had <u>three</u> <u>fish</u> to swim <u>with</u> me in the <u>bath</u> . Do you <u>wish</u> you had <u>fish</u> ? Do you <u>wish</u> you had <u>fish</u> in the <u>bath</u> ? Do you <u>wish</u> you had <u>fish</u> to swim <u>with</u> you? Do you <u>wish</u> you had <u>fish</u> to swim in the <u>bath</u> <u>with</u> you?				
	WRITE	Write the  and  words in your dictionary.				

MONDAY ACTIVITY 2





	READ	Read the  and  words from Activity 1.				
	READ	I will go. I will go to the <u>shop</u> . I will go to the <u>shop</u> <u>with</u> my mom. I will go to the <u>fish</u> <u>shop</u> . I will go to the <u>fish</u> <u>shop</u> <u>with</u> my mom. I will go to the <u>fish</u> <u>shop</u> <u>with</u> my mom because she wants to eat <u>fish</u> . I will go to the <u>fish</u> <u>shop</u> <u>with</u> my mom because she wants to eat <u>fish</u> for dinner. I like to eat <u>fish</u> . I like to eat <u>fish</u> for dinner. Do you like to eat <u>fish</u> ? Do you like to eat <u>fish</u> for dinner?				
	WRITE	Write a sentence with: toy Write a question with: thin				

TUESDAY ACTIVITY 1




	LOOK & SAY	always	special	toy	idea	hair
--	------------	--------	---------	-----	------	------


	SOUND OUT	chin	chop	chip	chain
		rich	such	much	chair
	READ	I sit. I always sit. I sit on my <u>chair</u> . I always sit on my <u>chair</u> . I sit on my <u>chair</u> and eat my <u>chips</u> . I always sit on my <u>chair</u> and eat my <u>chips</u> . I sit on my <u>chair</u> and eat my <u>chop</u> . I always sit on my <u>chair</u> and eat my <u>chop</u> . I sit on my <u>chair</u> and I eat my <u>chips</u> and my <u>chop</u> . I always sit on my <u>chair</u> and eat my <u>chips</u> and my <u>chop</u> .			
	WRITE	1. Where do I always sit? I always sit on my _____. 2. What do I always eat? I always my _____ and my _____.			

TUESDAY ACTIVITY 2







	READ	Read the  and  words from Activity 1.
	WRITE	Write a sentence with: chin Write a question with: hair

WEDNESDAY ACTIVITY 1



	LOOK & SAY	always	special	toy	idea	hair
	SOUND OUT	crib	crab	crop	crack	
		crash	crunch	cry	cried	
	READ	I hear a <u>crash</u> . I hear a <u>crunch</u> . I see a <u>crab</u> . I see a <u>crab</u> <u>crunch</u> my <u>chips</u> . I see a <u>crab</u> <u>crack</u> my <u>chips</u> . I see a big <u>crab</u> <u>crunch</u> and <u>crack</u> my <u>chips</u> ! I <u>cried</u> . I <u>cried</u> when the <u>crab</u> <u>crunched</u> my <u>chips</u> . I <u>cried</u> when the <u>crab</u> <u>cracked</u> my <u>chips</u> . I <u>cried</u> when the <u>crab</u> <u>crunched</u> and <u>cracked</u> my <u>chips</u> . Do you think you would <u>cry</u> ? Would you <u>cry</u> if a <u>crab</u> <u>crunched</u> and <u>cracked</u> your <u>chips</u> ?				



	WRITE	<p>1. What can I see? I can see a ____.</p> <p>2. What did I do when the crab crunched and cracked my chips? I _____ when the crab crunched and cracked my chips.</p>
--	--------------	---

WEDNESDAY ACTIVITY 2





	READ	Read the  and  words from Activity 1.
	WRITE	Write the  words and  words in your dictionary. Write a sentence with: idea Write a question with: cry

THURSDAY ACTIVITY 1

	LOOK & SAY	always	special	toy	idea	hair
	SOUND OUT	chop	much	chair		such
		cry	cried	crash		crop

	READ	<div style="display: flex; align-items: center;">  <div style="margin-left: 20px;"> <p>Marie has a special toy. Teddy is her special toy. Marie always had Teddy with her. One day Josh had an idea. He will cut Teddy's hair! He will take Teddy and <u>chop</u> his hair. He thinks it is <u>such</u> a good idea! Do you think it is a good idea? Marie will <u>cry</u>. Marie will <u>cry</u> when she sees Teddy. Marie did <u>cry</u>. Marie <u>cried</u> when she saw Teddy. It was not <u>such</u> a good idea to <u>chop</u> Teddy's hair.</p> </div> </div>
--	-------------	---





THURSDAY ACTIVITY 2

	READ	Read the  and  words from Activity 1.
	WRITE	<ol style="list-style-type: none">Who is Marie's special toy? _____ is Marie's special toy.Who had an idea? _____ had an idea.What will Josh do to Teddy's hair? Josh will _____ Teddy's hair.What will Marie do when she sees Teddy? Marie will _____ when she sees Teddy.Was it a good idea to chop Teddy's hair? Yes/No, it was/ was not a good idea to chop Teddy's hair.

FRIDAY ACTIVITY 1

	READ	Read all the  and  words again.
	READ	Read the story from Thursday Activity 1.


FRIDAY ACTIVITY 2

	READ	Read all the  and  words again.
	WRITE	Write the sentences in your book. Fix the mistakes. <ol style="list-style-type: none">he will cut teddy's hairdo you think it is a good ideait was not such a good idea to chop teddy's hair






HOME LANGUAGE WORKSHEET
ENGLISH GRADE 3 TERM 1

WEEK 8


MONDAY ACTIVITY 1




	LOOK & SAY	alone	leave	around	play	thought
	SOUND OUT	chin	chop	chain	much	
		crack	crash	cry	crab	
	READ	I will <u>cry</u> . I will <u>cry</u> if I <u>crack</u> my <u>chin</u> . I will <u>cry</u> if I <u>crack</u> my <u>chin</u> on the <u>chain</u> . I will <u>cry</u> . I will <u>cry</u> if I <u>crash</u> my <u>chin</u> . I will <u>cry</u> if I <u>crash</u> my <u>chin</u> on the <u>chain</u> . I will <u>cry</u> if I <u>crack</u> and <u>crash</u> my <u>chin</u> on the <u>chain</u> . Will you <u>cry</u> ? Will you <u>cry</u> if you <u>crack</u> your <u>chin</u> on the <u>chain</u> ? Will you <u>cry</u> if you <u>crash</u> your <u>chin</u> on the <u>chain</u> ?				
	WRITE	Write the  and  words in your dictionary.				

MONDAY ACTIVITY 2





	READ	Read the  and  words from Activity 1.
	READ	The <u>crab</u> will <u>chop</u> . The <u>crab</u> will <u>crack</u> . The <u>crab</u> will <u>chop</u> and <u>crack</u> . What will the <u>crab</u> <u>chop</u> ? What will the <u>crab</u> <u>crack</u> ? What will the <u>crab</u> <u>chop</u> and <u>crack</u> ? The <u>crab</u> will <u>chop</u> the rock. The <u>crab</u> will <u>crack</u> the rock. The <u>crab</u> will <u>chop</u> and <u>crack</u> the rock. Will you <u>cry</u> ? Will you <u>cry</u> when the <u>crab</u> <u>chops</u> the rock? Will you <u>cry</u> when the <u>crab</u> <u>cracks</u> the rock?
	WRITE	Write a sentence with: crash Write a question with: crab

TUESDAY ACTIVITY 1



	LOOK & SAY	alone	leave	around	play	thought
--	------------	-------	-------	--------	------	---------


	SOUND OUT	stood	look	book	took
		shook	hook	foot	wood
	READ	I <u>stood</u> . I <u>stood</u> alone. I <u>stood</u> alone to <u>look</u> around. I <u>looked</u> . I <u>looked</u> at the <u>book</u> . I <u>looked</u> at the <u>book</u> with the <u>hook</u> . I <u>took</u> . I <u>took</u> the <u>book</u> . I <u>took</u> the <u>book</u> with the <u>hook</u> . I <u>shook</u> . I <u>shook</u> when I <u>looked</u> at the <u>book</u> . I <u>shook</u> when I <u>looked</u> at the <u>book</u> with the <u>hook</u> . I will leave the <u>book</u> . I will leave the <u>book</u> with the <u>hook</u> .			
	WRITE	<p>1. Why did I stand alone? I stood alone to _____.</p> <p>2. What did I do when I looked at the book with the hook? I _____ when I looked at the book with the hook.</p>			


TUESDAY ACTIVITY 2

	READ	Read the  and  words from Activity 1.
	WRITE	Write a sentence with: foot Write a question with: play

WEDNESDAY ACTIVITY 1




	LOOK & SAY	alone	leave	around	play	thought
	SOUND OUT	sing	song	king	swing	
		sting	ring	sung	rang	

	READ	<p>I see the <u>king</u>. I see the <u>king sing</u>. I see the <u>king sing</u> a <u>song</u>. The <u>king</u> is on the <u>swing</u>. I see the <u>king</u> on the <u>swing</u>. I see the <u>king sing</u> on the <u>swing</u>. I see the <u>king sing</u> a <u>song</u> on the <u>swing</u>. He has a <u>ring</u>. I see the <u>king</u> with a <u>ring</u>. I see the <u>king</u> with a <u>ring</u> on the <u>swing</u>. I see the <u>king</u> with a <u>ring</u> <u>sing</u> a <u>song</u> on the <u>swing</u>.</p>
--	-------------	--



	WRITE	<p>1. Who can I see? I can see the ____.</p> <p>2. Where is the king? The king is on the ____.</p>
--	--------------	--


WEDNESDAY ACTIVITY 2

	READ	Read the  and  words from Activity 1.
--	-------------	---





	WRITE	Write the  words and  words in your dictionary. Write a sentence with: sting Write a question with: leave
--	--------------	---

THURSDAY ACTIVITY 1

	LOOK & SAY	alone	leave	around	play	thought
	SOUND OUT	stood	look	shook		took
		sing	sung	swing		ring

	READ	<div data-bbox="384 1451 746 1984" data-label="Image"> </div> <p>Fanisa thought no one will play with her. She stood with Ntsako. She did not want to be alone. She would not leave Ntsako alone. She stood with Ntsako all day. Fanisa thought no one will play with her because she looks different. Ntsako told Fanisa to leave her alone. She did not want Fanisa around all the time! Fanisa was so sad. She sat and cried alone.</p>
--	-------------	--





THURSDAY ACTIVITY 2

	READ	Read the  and  words from Activity 1.
	WRITE	<ol style="list-style-type: none">1. Who thought no one would play with her? _____ thought no one would play with her.2. Who did she stand with? She stood with _____.3. When did she stand with Ntsako? She stood with Ntsako _____.4. Why did Fanisa think no one would play with her? Fanisa thought no one would play with her because _____.5. How did Fanisa feel when Ntsako told her that she did not want her around all the time? Fanisa felt _____ when Ntsako told her that she did not want her around all the time.

FRIDAY ACTIVITY 1

	READ	Read all the  and  words again.
	READ	Read the story from Thursday Activity 1.

FRIDAY ACTIVITY 2

	READ	Read all the  and  words again.
	WRITE	Write the sentences in your book. Fix the mistakes. <ol style="list-style-type: none">1. she stood with ntsako2. ntsako told fanisa to leave her alone3. she did not want fanisa around all the time






HOME LANGUAGE WORKSHEET
ENGLISH GRADE 3 TERM 1

WEEK 9


MONDAY ACTIVITY 1




	LOOK & SAY	poor	magic	money	about	giant
	SOUND OUT	sing	song	ring	swing	
		took	shook	stood	look	
	READ	I will <u>sing</u> . I will <u>sing</u> a <u>song</u> about a poor giant. I will <u>sing</u> a magic <u>song</u> about a poor giant. I will <u>sing</u> a magic <u>song</u> about a poor giant that had no money. Will you <u>sing</u> with me? Will you <u>sing</u> the <u>song</u> with me? Will you <u>sing</u> the <u>song</u> about a poor giant with me? Will you <u>sing</u> the magic <u>song</u> about a poor giant with me? Will you <u>sing</u> the magic <u>song</u> about a poor giant that had no money with me?				
	WRITE	Write the  and  words in your dictionary.				

MONDAY ACTIVITY 2





	READ	Read the  and  words from Activity 1.				
	READ	I <u>took</u> the <u>ring</u> . I <u>took</u> the magic <u>ring</u> . I <u>took</u> that magic <u>ring</u> to the <u>swing</u> . I will sit. I will sit on the <u>swing</u> . I will sit on the <u>swing</u> with the <u>ring</u> . I will sit n the <u>swing</u> with the magic <u>ring</u> . I will <u>look</u> . I will <u>look</u> at the <u>ring</u> . I will <u>look</u> at the <u>ring</u> as I sit on the <u>swing</u> . I will <u>look</u> at the magic <u>ring</u> as I sit on the <u>swing</u> .				
	WRITE	Write a sentence with: money Write a question with: song				

TUESDAY ACTIVITY 1




	LOOK & SAY	poor	magic	money	about	giant
--	------------	------	-------	-------	-------	-------


	SOUND OUT	car	far	tar	hard
		scar	star	jar	dark
	READ	I see a <u>car</u> . I see a <u>car</u> on the <u>tar</u> road. I see a <u>car</u> on the <u>dark tar</u> road. It has a <u>star</u> . The <u>car</u> has a <u>star</u> . I see a <u>car</u> with a <u>star</u> on the <u>dark tar</u> road. Can you see the <u>car</u> ? Can you see the <u>car</u> on the <u>tar</u> road? Can you see the <u>car</u> on the <u>dark tar</u> road? Can you see the <u>car</u> with the <u>star</u> on the <u>dark tar</u> road?			
	WRITE	1. What can I see? I can see a ____. 2. Where is the car? The car is on the _____.			

TUESDAY ACTIVITY 2

	READ	Read the  and  words from Activity 1.
	WRITE	Write a sentence with: star Write a question with: about




WEDNESDAY ACTIVITY 1

	LOOK & SAY	poor	magic	money	about	giant
	SOUND OUT	fork	born	storm	torch	
		short	sport	sort	north	
	READ	I have a <u>fork</u> . I will eat with the <u>fork</u> . I will eat <u>pork</u> with the <u>fork</u> . Will you eat with me? Will you eat <u>pork</u> with a <u>fork</u> with me? I am not poor. I have lots of money. I can eat lots of <u>pork</u> . I like to eat <u>pork</u> . I like to eat <u>pork</u> with a <u>fork</u> . I like to eat lots of <u>pork</u> with a <u>fork</u> . Do you like to eat <u>pork</u> ? Do you like to eat <u>pork</u> with a <u>fork</u> ? Do you like to eat lots of <u>pork</u> with a <u>fork</u> ?				

	WRITE	<p>3. What will I eat with? I will eat with a ____.</p> <p>4. What do I like to eat? I like to eat ____.</p>
--	--------------	--


WEDNESDAY ACTIVITY 2

	READ	Read the  and  words from Activity 1.
--	-------------	---





	WRITE	Write the  words and  words in your dictionary. Write a sentence with: sport Write a question with: money
--	--------------	---

THURSDAY ACTIVITY 1

	LOOK & SAY	poor	magic	money	about	giant
	SOUND OUT	sort	born	storm		short
		dark	hard	star		far

	READ	<div data-bbox="370 1057 1024 1751" data-label="Image"> </div> <p>Jack is poor. Jack and his mom are poor. They have no money. They thought. They thought about the giant. They thought about the giant that took their magic hen. They wished for their magic hen back. Jack will go. He will go to the giant. He will go to get the magic hen. He will go to get the magic hen back from the giant. Jack and his mom are not poor anymore. They have the magic hen! Jack took the magic hen from the giant!</p>
--	-------------	---





THURSDAY ACTIVITY 2

	READ	Read the  and  words from Activity 1.
	WRITE	<ol style="list-style-type: none">1. Who is poor? _____ and his _____ are poor.2. Who took their magic hen? The _____ took their magic hen.3. Who will go get the magic hen? _____ will go get the magic hen.4. Why are Jack and his mom not poor anymore? Jack and his mom are not poor anymore because _____.5. How did they get the magic hen back? _____ took the magic hen from the _____.

FRIDAY ACTIVITY 1

	READ	Read all the  and  words again.
	READ	Read the story from Thursday Activity 1.







FRIDAY ACTIVITY 2

	READ	Read all the  and  words again.
	WRITE	Write the sentences in your book. Fix the mistakes. <ol style="list-style-type: none">1. jack and his mom are poor2. he will go to get the magic hen back from the giant3. jack took the magic hen from the giant






HOME LANGUAGE WORKSHEET
ENGLISH GRADE 3 TERM 1

WEEK 10

MONDAY ACTIVITY 1

	LOOK & SAY	picture	colourful	words	read	write
	SOUND OUT	ship	must	great	story	
		book	hard	chair	with	
	READ	I <u>must</u> look. I <u>must</u> look at the <u>book</u> . I <u>must</u> look at the <u>book</u> about <u>ships</u> . I <u>must</u> sit. I <u>must</u> sit on the <u>chair</u> . I <u>must</u> sit on the <u>chair</u> and look. I <u>must</u> sit on the <u>chair</u> and look at the <u>book</u> . I <u>must</u> sit on the <u>chair</u> and look at the <u>book</u> about <u>ships</u> . I <u>must</u> read. I <u>must</u> sit and read. I <u>must</u> sit and read the <u>story</u> in the <u>book</u> about <u>ships</u> .				
	WRITE	Write the  and  words in your dictionary.				

MONDAY ACTIVITY 2

	READ	Read the  and  words from Activity 1.
	READ	I like to read. I like to read I like to read. I <u>must</u> read a <u>story</u> . I <u>must</u> read a <u>story</u> about a king. I <u>must</u> read a <u>story</u> about a king and his <u>ship</u> . I <u>must</u> read a <u>story</u> about a <u>great</u> king and his colourful <u>ship</u> . I will read <u>with</u> my mom. My mom also likes to read. My mom will read the <u>story</u> <u>with</u> me. She will read the <u>story</u> about the king and his <u>ship</u> <u>with</u> me. She will read the <u>story</u> about the <u>great</u> king and his colourful <u>ship</u> <u>with</u> me.
	WRITE	Write a sentence with: picture Write a question with: hard

TUESDAY ACTIVITY 1

	LOOK & SAY	picture	colourful	words	read	write
--	------------	---------	-----------	-------	------	-------


	SOUND OUT	turn	nurse	hurt	burn
		burnt	burst	church	surf
	READ	I <u>hurt</u> my leg. I <u>hurt</u> my leg in <u>church</u> . I <u>burnt</u> my leg. I <u>burnt</u> my leg in <u>church</u> . How did you <u>hurt</u> your leg? How did you <u>hurt</u> your leg in <u>church</u> ? How did you <u>burn</u> your leg? How did you <u>burn</u> your leg in <u>church</u> ? You must go to the <u>nurse</u> . The <u>nurse</u> will help you. The <u>nurse</u> will help you with your leg. The <u>nurse</u> will help you with your <u>burnt</u> leg.			
	WRITE	1. Where did I burn my leg? I burnt my leg in ____. 2. Who must I go to? I must go to the ____.			

TUESDAY ACTIVITY 2

	READ	Read the and words from Activity 1.
	WRITE	Write a sentence with: write Write a question with: church




WEDNESDAY ACTIVITY 1

	LOOK & SAY	picture	colourful	words	read	write
	SOUND OUT	bird	third	thirst	thirsty	
		chirp	first	shirt	skirt	
	READ	I see a <u>bird</u> . I see a colourful <u>bird</u> . The <u>bird</u> will <u>chirp</u> . The colourful <u>bird</u> will <u>chirp</u> . Can you see the <u>bird</u> ? Can you see the colourful <u>bird</u> ? Can you hear the <u>bird</u> ? Can you hear the colourful <u>bird chirp</u> ? I will write a story. I will write a story about the <u>bird</u> . I will write a story about the colourful <u>bird</u> . Will you read my story? Will you read my story about the colourful <u>bird</u> ?				



	WRITE	<p>3. What kind of bird do I see? I see a _____ bird.</p> <p>4. What will the colourful bird do? I colourful bird will _____.</p>
--	--------------	---



WEDNESDAY ACTIVITY 2

	READ	Read the  and  words from Activity 1.
--	-------------	---





	WRITE	Write the  words and  words in your dictionary. Write a sentence with: first Write a question with: thirsty
--	--------------	---

THURSDAY ACTIVITY 1

	LOOK & SAY	picture	colourful	words	read	write
	SOUND OUT	turn	hurt	burnt		burst
		first	thirsty	bird		shirt

	READ	<div style="display: flex; align-items: center;">  <div style="margin-left: 20px;"> <p>Stacey likes to read. Stacey likes to look at pictures. She likes to look at colourful pictures. She likes to look at the colourful pictures in books. Stacey likes to write. She likes to write stories. Stacey writes words to make a story. She writes words to make a great story. Her dream is to write. Her dream is to write a book. She works hard. She works hard to write a book!</p> </div> </div>
--	-------------	--





THURSDAY ACTIVITY 2

	READ	Read the  and  words from Activity 1.
	WRITE	<ol style="list-style-type: none">Who likes to read? _____ likes to read.What does Stacey like to look at? She likes to look at _____.Who likes to write? _____ likes to write.What does Stacey write to make a story? Stacey writes _____ to make a story.What does Stacey work hard to do? Stacey works hard to _____.

FRIDAY ACTIVITY 1

	READ	Read all the  and  words again.
	READ	Read the story from Thursday Activity 1.

FRIDAY ACTIVITY 2






	READ	Read all the  and  words again.
	WRITE	Write the sentences in your book. Fix the mistakes. <ol style="list-style-type: none">stacey writes words to make a storyher dream is to write a bookshe works hard to write a book

HOME LANGUAGE WORKSHEET






ENGLISH GRADE 3 TERM 1

WEEK 3



MONDAY ACTIVITY 1



	LOOK & SAY	eat	phone	scared	help	friend
	SOUND OUT	call	fun	not	see	
		think	mad	cross	glad	
	READ	I am <u>glad</u> . I am <u>glad</u> to <u>see</u> you are <u>not</u> <u>mad</u> . I am <u>glad</u> to <u>see</u> you are <u>not</u> <u>cross</u> . It is <u>not</u> <u>fun</u> to be <u>mad</u> . It is <u>not</u> <u>fun</u> to be <u>cross</u> . It is <u>fun</u> to be <u>glad</u> . Do you <u>think</u> it is <u>fun</u> ? Do you <u>think</u> it is <u>fun</u> to be <u>mad</u> ? Do you <u>think</u> it is <u>fun</u> to be <u>cross</u> ? I do <u>not</u> <u>think</u> it is <u>fun</u> to be <u>mad</u> and <u>cross</u> .				
	WRITE	Write the  and  words in your dictionary.				

MONDAY ACTIVITY 2





	READ	Read the  and  words from Activity 1.
	READ	Can I <u>call</u> you? Can I <u>call</u> you <u>mad</u> ? Is it <u>fun</u> ? Is it <u>fun</u> to <u>call</u> you <u>mad</u> ? It is <u>not</u> . It is <u>not</u> <u>fun</u> . It is <u>not</u> <u>fun</u> to <u>call</u> you <u>mad</u> . You will be <u>cross</u> . You will be <u>cross</u> if I <u>call</u> you <u>mad</u> . You will <u>not</u> be <u>glad</u> . You will <u>not</u> be <u>glad</u> if I <u>call</u> you <u>mad</u> . I will <u>not</u> <u>call</u> you. I will <u>not</u> <u>call</u> you <u>mad</u> .
	WRITE	Write a sentence with: help Write a question with: think

TUESDAY ACTIVITY 1





	LOOK & SAY	eat	phone	scared	help	friend
	SOUND OUT	stop	stand	must	just	
		strong	rust	bust	strap	

	READ	I <u>must stop</u> . I <u>must just stop</u> . I <u>must stop</u> and think. I <u>must just stop</u> and think. <u>Must I help</u> ? <u>Must I stop</u> to help? <u>Must I stop</u> to help my friend. My friend will be glad. My friend will be glad if I <u>stop</u> . My friend will be glad if I <u>stop</u> to help. He will not be mad. He will not be mad if I <u>stop</u> . He will not be mad if I <u>stop</u> to help.
	WRITE	1. Who must I stop and help? I must stop and help my _____. 2. How will my friend feel if I stop and help? My friend will feel _____ if I stop and help.







TUESDAY ACTIVITY 2

	READ	Read the  and  words from Activity 1.
	WRITE	Write a sentence with: eat Write a question with: strong



WEDNESDAY ACTIVITY 1



	LOOK & SAY	eat	phone	scared	help	friend
	SOUND OUT	boat	coat	road	goat	
	READ	I see a <u>boat</u> . I see a <u>boat</u> on the <u>road</u> . I see a <u>goat</u> in the <u>boat</u> on the <u>road</u> ! Can you see the <u>boat</u> ? Can you see the <u>boat</u> on the <u>road</u> ? Can you the <u>goat</u> in the <u>boat</u> on the <u>road</u> ? Must we help? Must we help the <u>goat</u> ? Must we help the <u>goat</u> in the <u>boat</u> ? Must we help the <u>goat</u> in the <u>boat</u> on the <u>road</u> ?				
	WRITE	1. Where is the boat? The boat is in the _____. 2. What is in the boat? The _____ is in the boat.				

WEDNESDAY ACTIVITY 2





	READ	Read the  and  words from Activity 1.
	WRITE	Write the  words and  words in your dictionary. Write a sentence with: friend Write a question with: soap

THURSDAY ACTIVITY 1





	LOOK & SAY	eat	phone	scared	help	friend			
	SOUND OUT	stop		must		just		bust	
		boast		boat		road		coat	

	READ	 <p>The fish are scared. The fish are scared for their friend. The fish <u>must</u> help. The fish <u>must</u> help their friend. They <u>must</u> <u>stop</u> and help their friend! They <u>must</u> <u>phone</u>. They <u>must</u> <u>just</u> <u>phone</u>. They <u>must</u> <u>just</u> <u>phone</u> Wendy. They <u>must</u> <u>just</u> <u>phone</u> Wendy to help. They <u>must</u> <u>just</u> <u>phone</u> Wendy to help their friend. The shark <u>must</u> not eat their friend. Wendy <u>must</u> <u>stop</u> the shark! Will Wendy <u>stop</u> the shark? Will Wendy help?</p>	<p>The fish are scared. The fish are scared for their friend. The fish <u>must</u> help. The fish <u>must</u> help their friend. They <u>must</u> <u>stop</u> and help their friend! They <u>must</u> <u>phone</u>. They <u>must</u> <u>just</u> <u>phone</u>. They <u>must</u> <u>just</u> <u>phone</u> Wendy. They <u>must</u> <u>just</u> <u>phone</u> Wendy to help. They <u>must</u> <u>just</u> <u>phone</u> Wendy to help their friend. The shark <u>must</u> not eat their friend. Wendy <u>must</u> <u>stop</u> the shark! Will Wendy <u>stop</u> the shark? Will Wendy help?</p>
---	------	---	--





THURSDAY ACTIVITY 2

	READ	Read the  and  words from Activity 1.
	WRITE	<ol style="list-style-type: none">Who is scared? The _____ are scared.Who are they scared for? They are scared for their _____.Who must they phone? They must phone _____.Who wants to eat their friend? The _____ wants to eat their friend.Who must stop the shark? _____ must stop the shark.

FRIDAY ACTIVITY 1

	READ	Read all the  and  words again.
	READ	Read the story from Thursday Activity 1.

FRIDAY ACTIVITY 2







	READ	Read all the  and  words again.
	WRITE	Write the sentences in your book. Fix the mistakes. <ol style="list-style-type: none">they must stop and help their friendthey must just phone wendy to helpwill wendy stop the shark

HOME LANGUAGE WORKSHEET






ENGLISH GRADE 3 TERM 1

WEEK 4



MONDAY ACTIVITY 1


	LOOK & SAY	please	ruin	why	knock	sorry
	SOUND OUT	strong	goat	roast	must	
		stop	soak	road	toad	
	READ	<p><u>Must I roast?</u> <u>Must I roast</u> the <u>goat</u>? <u>Must I soak</u> the <u>goat</u>? <u>Must I soak</u> and <u>roast</u> the <u>goat</u>? You <u>must stop</u>! You <u>must not roast</u> the <u>goat</u>. You <u>must not soak</u> the <u>goat</u>. You <u>must not soak</u> and <u>roast</u> the <u>goat</u>. Why <u>must I not roast</u> the <u>goat</u>? Why <u>must I not soak</u> the <u>goat</u>? Why <u>must I not soak</u> and <u>roast</u> the <u>goat</u>?</p>				
	WRITE	Write the  and  words in your dictionary.				


MONDAY ACTIVITY 2

	READ	Read the  and  words from Activity 1.				
	READ	<p>Can you see the <u>toad</u>? Can you see the <u>toad</u> in the <u>road</u>? The <u>toad</u> is <u>strong</u>. The <u>toad</u> in the <u>road</u> is <u>strong</u>. <u>Must I stop</u>? <u>Must I stop</u> so you can see? I will <u>stop</u>. I will <u>stop</u> so you can see. I will <u>stop</u> so you can see the <u>toad</u>. I will <u>stop</u> so you can see the <u>toad</u> in the <u>road</u>. I will <u>stop</u> so you can see the <u>strong toad</u> in the <u>road</u>.</p>				
	WRITE	<p>Write a sentence with: knock Write a question with: stop</p>				

TUESDAY ACTIVITY 1


	LOOK & SAY	please	ruin	why	knock	sorry
	SOUND OUT	drip	drop	drag	drum	
		drink	dream	dress	drift	

	READ	<p>I must not <u>drip</u> the <u>drink</u>. I must not <u>drip</u> the <u>drink</u> on her <u>dress</u>. I must not <u>drag</u>. I must not <u>drag</u> her <u>dress</u>. I must not <u>drop</u>. I must not <u>drop</u> her <u>dress</u>. It will ruin her <u>dress</u>. It will ruin her <u>dress</u> if I <u>drip</u> the <u>drink</u> on it. It will ruin her <u>dress</u> if I <u>drag</u> it. It will ruin her <u>dress</u> if I <u>drop</u> it. She will be sad. She will be sad if I ruin her <u>dress</u>.</p>
---	-------------	---

	WRITE	<p>1. What must I not ruin? I must not ruin her _____.</p> <p>2. How will she feel if I ruin her dress? She will feel _____ if I ruin her dress.</p>
---	--------------	--


TUESDAY ACTIVITY 2


	READ	Read the  and  words from Activity 1.
---	-------------	---


	WRITE	Write a sentence with: drum Write a question with: why
--	--------------	---

WEDNESDAY ACTIVITY 1







	LOOK & SAY	please	ruin	why	knock	sorry
---	-----------------------	--------	------	-----	-------	-------

	SOUND OUT	tree	seem	queen	weed
		street	free	speed	sweet



	READ	<p>I see a <u>queen</u>. I see a <u>sweet queen</u> in the <u>tree</u>. I see a <u>sweet queen</u> in the <u>tree</u> by the <u>street</u>. Why is the <u>sweet queen</u> in the <u>tree</u>? Why is the <u>sweet queen</u> in the <u>tree</u> by the <u>street</u>? The <u>queen</u> wants to be <u>free</u>. The <u>sweet queen</u> wants to be <u>free</u>. She wants to be <u>free</u> to sit in the <u>tree</u>. Why does the <u>sweet queen</u> want to be <u>free</u> to sit in the <u>tree</u>?</p>
---	-------------	---


	WRITE	<p>1. Where is the queen? The queen is in the ____.</p> <p>2. Why is the queen in the tree? The queen is in the tree because she wants to be ____.</p>
---	--------------	--

WEDNESDAY ACTIVITY 2





	READ	Read the  and  words from Activity 1.
	WRITE	Write the  words and  words in your dictionary. Write a sentence with: queen Write a question with: please

THURSDAY ACTIVITY 1





	LOOK & SAY	please	ruin	why	knock	sorry
	SOUND OUT	dream	drink	drop	drag	
		seem	sweet	speed	street	

	READ	<div data-bbox="392 1227 1131 1751" data-label="Image"> </div> <p>Mbuso has a dream. He has a dream to build a big sandcastle. The girl will come. She will come to knock it down. She is not sweet! She is not a sweet girl! Why will she knock the sandcastle? Why will she knock the sandcastle down? She will run with speed. She will run with speed and knock it down. How will Mbuso feel? Will the girl say sorry? Will the girl say sorry to Mbuso?</p>
---	-------------	--





THURSDAY ACTIVITY 2

	READ	Read the  and  words from Activity 1.
	WRITE	<p>1. Who has a dream to build a big sandcastle? _____ has a dream to build a big sandcastle.</p> <p>2. What will the girl do to the sandcastle? The girl will _____ the sandcastle down.</p> <p>3. How will she run? She will run with _____.</p> <p>4. Is the girl a sweet girl? Yes/No, The girl is/ is not a sweet girl.</p> <p>5. Do you think the girl should say sorry to Mbuso? Yes/ No, I do/do not think the girl should say sorry to Mbuso.</p>

FRIDAY ACTIVITY 1

	READ	Read all the  and  words again.
	READ	Read the story from Thursday Activity 1.

FRIDAY ACTIVITY 2







	READ	Read all the  and  words again.
	WRITE	<p>Write the sentences in your book. Fix the mistakes.</p> <ol style="list-style-type: none">she is not sweethow will mbuso feelwill the girl say sorry to mbuso

HOME LANGUAGE WORKSHEET






ENGLISH GRADE 3 TERM 1

WEEK 5

MONDAY ACTIVITY 1



	LOOK & SAY	over	hurt	won	shoes	like
	SOUND OUT	feel	dream	drink	free	
		drop	street	drift	speed	
	READ	I like to <u>feel free</u> . I like to <u>dream of speed</u> . I like to <u>feel free and dream of speed</u> in the <u>street</u> . I like to <u>feel free and dream of speed</u> in the <u>street</u> , but I do not want to get hurt. I will just <u>dream</u> . I will just <u>dream of speed</u> . I will just <u>dream of speed</u> in the <u>street</u> .				
	WRITE	Write the  and  words in your dictionary.				

MONDAY ACTIVITY 2





	READ	Read the  and  words from Activity 1.
	READ	I must not <u>drop my drink</u> . I must not <u>drop my drink</u> in the <u>street</u> . My mom will not like it. She will not like it if I <u>drop my drink</u> . She will not like it if I <u>drop my drink</u> in the <u>street</u> . I will <u>feel bad</u> . I will <u>feel bad</u> if I <u>drop my drink</u> . I will <u>feel bad</u> if I <u>drop my drink</u> in the <u>street</u> . I will <u>feel bad</u> if I make my mom mad.
	WRITE	Write a sentence with: won Write a question with: drop

TUESDAY ACTIVITY 1




	LOOK & SAY	over	hurt	won	shoes	like
	SOUND OUT	grab	grin	groan	green	
		grass	grand	great	grade	


	READ	I feel <u>great</u> . I feel <u>grand</u> . I feel <u>great</u> and <u>grand</u> . I feel <u>great</u> and <u>grand</u> to be in the next <u>grade</u> . I <u>grin</u> . I <u>grin</u> when I feel <u>great</u> . I <u>grin</u> when I feel <u>grand</u> . I <u>grin</u> when I feel <u>great</u> and <u>grand</u> . Do you <u>grin</u> ? Do you <u>grin</u> when you feel <u>great</u> ? Do you <u>grin</u> when you feel <u>grand</u> ? Do you <u>grin</u> when you feel <u>great</u> and <u>grand</u> ?
	WRITE	1. How do I feel? I feel ____ and ____. 2. What do I do when I feel great and grand? I ____ when I feel great and grand.

TUESDAY ACTIVITY 2

	READ	Read the  and  words from Activity 1.
	WRITE	Write a sentence with: shoes Write a question with: grade







WEDNESDAY ACTIVITY 1

	LOOK & SAY	over	hurt	won	shoes	like			
	SOUND OUT	moon		spoon		soon		groom	
		loom		pool		zoom		food	
	READ	I like to eat <u>food</u> . I like to eat <u>food</u> in the <u>pool</u> . I like to eat <u>food</u> in the <u>pool</u> with a <u>spoon</u> . I drop <u>food</u> . I drop <u>food</u> in the <u>pool</u> . My dad will not like it. He will not like <u>food</u> in the <u>pool</u> . I must not eat in the <u>pool</u> . I must not eat <u>food</u> in the <u>pool</u> . I must not eat <u>food</u> in the <u>pool</u> with a <u>spoon</u> . I must not drop <u>food</u> in the <u>pool</u> !							



	WRITE	1. Where do I like to eat food? I like to eat food in the ____.
---	-------	--



		2. What do I drop in the pool? I drop _____ in the pool.
--	--	---

WEDNESDAY ACTIVITY 2




	READ	Read the  and  words from Activity 1.
	WRITE	Write the  words and  words in your dictionary. Write a sentence with: moon Write a question with: like


THURSDAY ACTIVITY 1

	LOOK & SAY	over	hurt	won	shoes	like
	SOUND OUT	grand	grin	great	green	
		zoom	soon	loom	food	





	READ	 <p>Zodwa like to run. Zodwa is a <u>great</u> runner. She has no shoes. Her feet hurt. Her feet hurt when she runs with no shoes. The lady will give her shoes. She will give her <u>green</u> shoes. Zodwa will be the best runner with her <u>green</u> shoes! She <u>zoomed</u> down the track. She <u>zoomed</u> down the track with her <u>green</u> shoes. She won! Zodwa won! Zodwa feels <u>great</u>! She feels <u>grand</u>!</p>
---	-------------	---

THURSDAY ACTIVITY 2





	READ	Read the  and  words from Activity 1.
	WRITE	1. What does Zodwa like to do?

		<p>Zodwa likes to _____.</p> <p>2. Who is a great runner? _____ is a great runner.</p> <p>3. Who will give her shoes? The _____ will give her shoes.</p> <p>4. What colour shoes will Zodwa get? Zodwa will get _____ shoes.</p> <p>5. Who won the race? _____ won the race.</p>
---	--	--

FRIDAY ACTIVITY 1

	<p>READ</p>	<p>Read all the  and  words again.</p>
	<p>READ</p>	<p>Read the story from Thursday Activity 1.</p>

FRIDAY ACTIVITY 2






	<p>READ</p>	<p>Read all the  and  words again.</p>
	<p>WRITE</p>	<p>Write the sentences in your book. Fix the mistakes.</p> <ol style="list-style-type: none"> 1. zodwa will be the best runner with her green shoes 2. she zoomed down the track 3. zodwa feels great

HOME LANGUAGE WORKSHEET






ENGLISH GRADE 3 TERM 1

WEEK 6

MONDAY ACTIVITY 1




	LOOK & SAY	different	dance	beauty	because	one
	SOUND OUT	grass	green	great		grin
		moon	soon	food		spoon
	READ	<p>I will dance. I will dance on the <u>grass</u>. I will dance on the <u>green grass</u>. I will dance on the <u>green grass</u> under the <u>moon</u>. I will dance on the <u>green grass</u> under the <u>moon</u> with a <u>spoon</u>. I will dance a <u>great</u> dance on the <u>green grass</u> under the <u>moon</u> with a <u>spoon</u>. I will dance <u>soon</u>. <u>Soon</u> I will dance a <u>great</u> dance on the <u>green grass</u> under the <u>moon</u> with a <u>spoon</u>.</p>				
	WRITE	Write the  and  words in your dictionary.				

MONDAY ACTIVITY 2





	READ	Read the  and  words from Activity 1.				
	READ	<p>I <u>grin</u>. I <u>grin</u> at the <u>moon</u>. I <u>grin</u> at the <u>great moon</u>. Do you <u>grin</u>? Do you <u>grin</u> at the <u>great moon</u>? I <u>grin</u> because the <u>moon</u> is full of beauty I <u>grin</u> at the <u>great moon</u> because it is full of beauty. Do you think the <u>moon</u> is full of <u>beauty</u>? Do you <u>grin</u> at the <u>great moon</u> because it is full of beauty? You must <u>grin</u> at the <u>great moon</u> because it is full of beauty!</p>				
	WRITE	<p>Write a sentence with: soon Write a question with: different</p>				

TUESDAY ACTIVITY 1




	LOOK & SAY	different	dance	beauty	because	one
--	------------	-----------	-------	--------	---------	-----


	SOUND OUT	ship	shop	shin	shot
		bash	mash	fish	wish
	READ	<p>I <u>wish</u>. I <u>wish</u> I can go on a <u>ship</u>. I <u>wish</u> I can go on a big <u>ship</u>. I <u>wish</u> I can go on a big <u>ship</u> that has a <u>shop</u>. I <u>wish</u> I can go on a big <u>ship</u> so I can <u>fish</u>. Do you <u>wish</u>? Do you <u>wish</u> to go on a <u>ship</u>? Do you <u>wish</u> to go on a big <u>ship</u>? Do you <u>wish</u> to go on a big <u>ship</u> that has a <u>shop</u>? Do you <u>wish</u> to go on a big <u>ship</u> so you can <u>fish</u>?</p>			
	WRITE	<p>1. What do I wish I can go on? I wish I can go on a _____.</p> <p>2. What do I want to do on the big ship? I want to _____ on the big ship.</p>			

TUESDAY ACTIVITY 2

	READ	Read the  and  words from Activity 1.
	WRITE	Write a sentence with: because Write a question with: mash




WEDNESDAY ACTIVITY 1

	LOOK & SAY	different	dance	beauty	because	one
	SOUND OUT	thin	thick	thud	three	
		moth	with	math	bath	
	READ	<p>I see a <u>moth</u>. I see a <u>moth</u> on the <u>bath</u>. I see the <u>moth</u> on the <u>bath</u> <u>with</u> <u>thin</u> wings. I see the <u>moth</u> <u>with</u> the <u>thin</u> wings dance on the <u>bath</u>. Can you see the <u>moth</u>? Can you see the <u>moth</u> on the <u>bath</u>? Can you see the <u>moth</u> on the <u>bath</u> <u>with</u> the <u>thin</u> wings? Can you see the <u>moth</u> <u>with</u> the <u>thin</u> wings dance on the <u>bath</u>? Why is the <u>moth</u> on the <u>bath</u>? Why is the <u>moth</u> <u>with</u> the <u>thin</u> wings on the <u>bath</u>?</p>				

	WRITE	<p>1. What can I see? I can see a ____.</p> <p>2. Where is the moth? The moth is on the ____.</p>
---	--------------	---


WEDNESDAY ACTIVITY 2

	READ	Read the  and  words from Activity 1.
---	-------------	---

	WRITE	Write the  words and  words in your dictionary. Write a sentence with: three Write a question with: one
---	--------------	---


THURSDAY ACTIVITY 1

	LOOK & SAY	different	dance	beauty	because	one
	SOUND OUT	with	thin	thick	three	
		shin	wish	bash	shop	

	READ	<div data-bbox="416 1093 799 1771" data-label="Image"> </div> <p>Musa likes to dance. He is different. He is different because he has only one leg! He is not scared to dance. He is not scared to dance <u>with</u> one leg. He dances <u>with</u> beauty. He had a dream. He had a <u>wish</u>. He wanted to be the best. He wanted to be the best dancer! He had a dream and a <u>wish</u> to be the best dancer. Did Musa stop? He did not stop because he had only one leg!</p>
---	-------------	--

THURSDAY ACTIVITY 2

	READ	Read the  and  words from Activity 1.
---	-------------	---

	<p>WRITE</p>	<ol style="list-style-type: none"> 1. What does Musa like to do? Musa likes to _____. 2. Why is Musa different? Musa is different because _____. 3. How does Musa dance? Musa dances with _____. 4. What did Musa want to be? Musa wanted to be the _____. 5. Did Musa stop because he only had one leg? Yes/No, Musa did/did not stop because he only had one leg.
---	---------------------	--


FRIDAY ACTIVITY 1

	<p>READ</p>	<p>Read all the  and  words again.</p>
---	--------------------	--

	<p>READ</p>	<p>Read the story from Thursday Activity 1.</p>
--	--------------------	---

FRIDAY ACTIVITY 2







	<p>READ</p>	<p>Read all the  and  words again.</p>
---	--------------------	--

	<p>WRITE</p>	<p>Write the sentences in your book. Fix the mistakes.</p> <ol style="list-style-type: none"> 1. he is different because he has only one leg 2. he wanted to be the best dancer 3. did musa stop
---	---------------------	---






HOME LANGUAGE WORKSHEET
ENGLISH TERM 1

WEEK 7

MONDAY ACTIVITY 1




	LOOK & SAY	always	special	toy	idea	hair
	SOUND OUT	with	three	thin	bath	
		wish	shop	bash	fish	
	READ	I <u>wish</u> . I <u>wish</u> I had <u>three</u> <u>fish</u> . I <u>wish</u> I had <u>three</u> <u>fish</u> in my <u>bath</u> . I <u>wish</u> I had <u>three</u> <u>fish</u> to swim <u>with</u> me. I <u>wish</u> I had <u>three</u> <u>fish</u> to swim <u>with</u> me in the <u>bath</u> . Do you <u>wish</u> you had <u>fish</u> ? Do you <u>wish</u> you had <u>fish</u> in the <u>bath</u> ? Do you <u>wish</u> you had <u>fish</u> to swim <u>with</u> you? Do you <u>wish</u> you had <u>fish</u> to swim in the <u>bath</u> <u>with</u> you?				
	WRITE	Write the  and  words in your dictionary.				

MONDAY ACTIVITY 2





	READ	Read the  and  words from Activity 1.				
	READ	I will go. I will go to the <u>shop</u> . I will go to the <u>shop</u> <u>with</u> my mom. I will go to the <u>fish</u> <u>shop</u> . I will go to the <u>fish</u> <u>shop</u> <u>with</u> my mom. I will go to the <u>fish</u> <u>shop</u> <u>with</u> my mom because she wants to eat <u>fish</u> . I will go to the <u>fish</u> <u>shop</u> <u>with</u> my mom because she wants to eat <u>fish</u> for dinner. I like to eat <u>fish</u> . I like to eat <u>fish</u> for dinner. Do you like to eat <u>fish</u> ? Do you like to eat <u>fish</u> for dinner?				
	WRITE	Write a sentence with: toy Write a question with: thin				

TUESDAY ACTIVITY 1




	LOOK & SAY	always	special	toy	idea	hair
--	------------	--------	---------	-----	------	------


	SOUND OUT	chin	chop	chip	chain
		rich	such	much	chair
	READ	I sit. I always sit. I sit on my <u>chair</u> . I always sit on my <u>chair</u> . I sit on my <u>chair</u> and eat my <u>chips</u> . I always sit on my <u>chair</u> and eat my <u>chips</u> . I sit on my <u>chair</u> and eat my <u>chop</u> . I always sit on my <u>chair</u> and eat my <u>chop</u> . I sit on my <u>chair</u> and I eat my <u>chips</u> and my <u>chop</u> . I always sit on my <u>chair</u> and eat my <u>chips</u> and my <u>chop</u> .			
	WRITE	1. Where do I always sit? I always sit on my _____. 2. What do I always eat? I always my _____ and my _____.			

TUESDAY ACTIVITY 2







	READ	Read the  and  words from Activity 1.
	WRITE	Write a sentence with: chin Write a question with: hair

WEDNESDAY ACTIVITY 1



	LOOK & SAY	always	special	toy	idea	hair
	SOUND OUT	crib	crab	crop	crack	
		crash	crunch	cry	cried	
	READ	I hear a <u>crash</u> . I hear a <u>crunch</u> . I see a <u>crab</u> . I see a <u>crab</u> <u>crunch</u> my <u>chips</u> . I see a <u>crab</u> <u>crack</u> my <u>chips</u> . I see a big <u>crab</u> <u>crunch</u> and <u>crack</u> my <u>chips</u> ! I <u>cried</u> . I <u>cried</u> when the <u>crab</u> <u>crunched</u> my <u>chips</u> . I <u>cried</u> when the <u>crab</u> <u>cracked</u> my <u>chips</u> . I <u>cried</u> when the <u>crab</u> <u>crunched</u> and <u>cracked</u> my <u>chips</u> . Do you think you would <u>cry</u> ? Would you <u>cry</u> if a <u>crab</u> <u>crunched</u> and <u>cracked</u> your <u>chips</u> ?				



	WRITE	<p>1. What can I see? I can see a ____.</p> <p>2. What did I do when the crab crunched and cracked my chips? I _____ when the crab crunched and cracked my chips.</p>
--	--------------	---

WEDNESDAY ACTIVITY 2





	READ	Read the  and  words from Activity 1.
	WRITE	Write the  words and  words in your dictionary. Write a sentence with: idea Write a question with: cry

THURSDAY ACTIVITY 1

	LOOK & SAY	always	special	toy	idea	hair
	SOUND OUT	chop	much	chair	such	
		cry	cried	crash	crop	

	READ	<div style="display: flex; align-items: center;">  <div style="margin-left: 20px;"> <p>Marie has a special toy. Teddy is her special toy. Marie always had Teddy with her. One day Josh had an idea. He will cut Teddy's hair! He will take Teddy and <u>chop</u> his hair. He thinks it is <u>such</u> a good idea! Do you think it is a good idea? Marie will <u>cry</u>. Marie will <u>cry</u> when she sees Teddy. Marie did <u>cry</u>. Marie <u>cried</u> when she saw Teddy. It was not <u>such</u> a good idea to <u>chop</u> Teddy's hair.</p> </div> </div>
--	-------------	---





THURSDAY ACTIVITY 2

	READ	Read the  and  words from Activity 1.
	WRITE	<ol style="list-style-type: none">Who is Marie's special toy? _____ is Marie's special toy.Who had an idea? _____ had an idea.What will Josh do to Teddy's hair? Josh will _____ Teddy's hair.What will Marie do when she sees Teddy? Marie will _____ when she sees Teddy.Was it a good idea to chop Teddy's hair? Yes/No, it was/ was not a good idea to chop Teddy's hair.

FRIDAY ACTIVITY 1

	READ	Read all the  and  words again.
	READ	Read the story from Thursday Activity 1.


FRIDAY ACTIVITY 2

	READ	Read all the  and  words again.
	WRITE	Write the sentences in your book. Fix the mistakes. <ol style="list-style-type: none">he will cut teddy's hairdo you think it is a good ideait was not such a good idea to chop teddy's hair






HOME LANGUAGE WORKSHEET
ENGLISH GRADE 3 TERM 1

WEEK 8

MONDAY ACTIVITY 1




	LOOK & SAY	alone	leave	around	play	thought
	SOUND OUT	chin	chop	chain	much	
		crack	crash	cry	crab	
	READ	I will <u>cry</u> . I will <u>cry</u> if I <u>crack</u> my <u>chin</u> . I will <u>cry</u> if I <u>crack</u> my <u>chin</u> on the <u>chain</u> . I will <u>cry</u> . I will <u>cry</u> if I <u>crash</u> my <u>chin</u> . I will <u>cry</u> if I <u>crash</u> my <u>chin</u> on the <u>chain</u> . I will <u>cry</u> if I <u>crack</u> and <u>crash</u> my <u>chin</u> on the <u>chain</u> . Will you <u>cry</u> ? Will you <u>cry</u> if you <u>crack</u> your <u>chin</u> on the <u>chain</u> ? Will you <u>cry</u> if you <u>crash</u> your <u>chin</u> on the <u>chain</u> ?				
	WRITE	Write the  and  words in your dictionary.				

MONDAY ACTIVITY 2





	READ	Read the  and  words from Activity 1.
	READ	The <u>crab</u> will <u>chop</u> . The <u>crab</u> will <u>crack</u> . The <u>crab</u> will <u>chop</u> and <u>crack</u> . What will the <u>crab</u> <u>chop</u> ? What will the <u>crab</u> <u>crack</u> ? What will the <u>crab</u> <u>chop</u> and <u>crack</u> ? The <u>crab</u> will <u>chop</u> the rock. The <u>crab</u> will <u>crack</u> the rock. The <u>crab</u> will <u>chop</u> and <u>crack</u> the rock. Will you <u>cry</u> ? Will you <u>cry</u> when the <u>crab</u> <u>chops</u> the rock? Will you <u>cry</u> when the <u>crab</u> <u>cracks</u> the rock?
	WRITE	Write a sentence with: crash Write a question with: crab

TUESDAY ACTIVITY 1



	LOOK & SAY	alone	leave	around	play	thought
--	------------	-------	-------	--------	------	---------


	SOUND OUT	stood	look	book	took
		shook	hook	foot	wood
	READ	I <u>stood</u> . I <u>stood</u> alone. I <u>stood</u> alone to <u>look</u> around. I <u>looked</u> . I <u>looked</u> at the <u>book</u> . I <u>looked</u> at the <u>book</u> with the <u>hook</u> . I <u>took</u> . I <u>took</u> the <u>book</u> . I <u>took</u> the <u>book</u> with the <u>hook</u> . I <u>shook</u> . I <u>shook</u> when I <u>looked</u> at the <u>book</u> . I <u>shook</u> when I <u>looked</u> at the <u>book</u> with the <u>hook</u> . I will leave the <u>book</u> . I will leave the <u>book</u> with the <u>hook</u> .			
	WRITE	1. Why did I stand alone? I stood alone to ____.			
		2. What did I do when I looked at the book with the hook? I ____ when I looked at the book with the hook.			


TUESDAY ACTIVITY 2

	READ	Read the  and  words from Activity 1.
	WRITE	Write a sentence with: foot Write a question with: play

WEDNESDAY ACTIVITY 1




	LOOK & SAY	alone	leave	around	play	thought
	SOUND OUT	sing	song	king	swing	
		sting	ring	sung	rang	

	READ	<p>I see the <u>king</u>. I see the <u>king sing</u>. I see the <u>king sing</u> a <u>song</u>. The <u>king</u> is on the <u>swing</u>. I see the <u>king</u> on the <u>swing</u>. I see the <u>king sing</u> on the <u>swing</u>. I see the <u>king sing</u> a <u>song</u> on the <u>swing</u>. He has a <u>ring</u>. I see the <u>king</u> with a <u>ring</u>. I see the <u>king</u> with a <u>ring</u> on the <u>swing</u>. I see the <u>king</u> with a <u>ring</u> <u>sing</u> a <u>song</u> on the <u>swing</u>.</p>
--	-------------	--



	WRITE	<ol style="list-style-type: none"> Who can I see? I can see the ____. Where is the king? The king is on the ____.
--	--------------	---


WEDNESDAY ACTIVITY 2

	READ	Read the  and  words from Activity 1.
--	-------------	---





	WRITE	Write the  words and  words in your dictionary. Write a sentence with: sting Write a question with: leave
---	--------------	---

THURSDAY ACTIVITY 1

	LOOK & SAY	alone	leave	around	play	thought
	SOUND OUT	stood	look	shook		took
		sing	sung	swing		ring

	READ	<div data-bbox="384 1451 746 1984" data-label="Image"> </div> <p>Fanisa thought no one will play with her. She stood with Ntsako. She did not want to be alone. She would not leave Ntsako alone. She stood with Ntsako all day. Fanisa thought no one will play with her because she looks different. Ntsako told Fanisa to leave her alone. She did not want Fanisa around all the time! Fanisa was so sad. She sat and cried alone.</p>
--	-------------	--





THURSDAY ACTIVITY 2

	READ	Read the  and  words from Activity 1.
	WRITE	<ol style="list-style-type: none">Who thought no one would play with her? _____ thought no one would play with her.Who did she stand with? She stood with _____.When did she stand with Ntsako? She stood with Ntsako _____.Why did Fanisa think no one would play with her? Fanisa thought no one would play with her because _____.How did Fanisa feel when Ntsako told her that she did not want her around all the time? Fanisa felt _____ when Ntsako told her that she did not want her around all the time.

FRIDAY ACTIVITY 1

	READ	Read all the  and  words again.
	READ	Read the story from Thursday Activity 1.

FRIDAY ACTIVITY 2

	READ	Read all the  and  words again.
	WRITE	Write the sentences in your book. Fix the mistakes. <ol style="list-style-type: none">she stood with ntsakontsako told fanisa to leave her aloneshe did not want fanisa around all the time






HOME LANGUAGE WORKSHEET
ENGLISH GRADE 3 TERM 1

WEEK 9


MONDAY ACTIVITY 1




	LOOK & SAY	poor	magic	money	about	giant
	SOUND OUT	sing	song	ring	swing	
		took	shook	stood	look	
	READ	I will <u>sing</u> . I will <u>sing</u> a <u>song</u> about a poor giant. I will <u>sing</u> a magic <u>song</u> about a poor giant. I will <u>sing</u> a magic <u>song</u> about a poor giant that had no money. Will you <u>sing</u> with me? Will you <u>sing</u> the <u>song</u> with me? Will you <u>sing</u> the <u>song</u> about a poor giant with me? Will you <u>sing</u> the magic <u>song</u> about a poor giant with me? Will you <u>sing</u> the magic <u>song</u> about a poor giant that had no money with me?				
	WRITE	Write the  and  words in your dictionary.				

MONDAY ACTIVITY 2





	READ	Read the  and  words from Activity 1.				
	READ	I <u>took</u> the <u>ring</u> . I <u>took</u> the magic <u>ring</u> . I <u>took</u> that magic <u>ring</u> to the <u>swing</u> . I will sit. I will sit on the <u>swing</u> . I will sit on the <u>swing</u> with the <u>ring</u> . I will sit n the <u>swing</u> with the magic <u>ring</u> . I will <u>look</u> . I will <u>look</u> at the <u>ring</u> . I will <u>look</u> at the <u>ring</u> as I sit on the <u>swing</u> . I will <u>look</u> at the magic <u>ring</u> as I sit on the <u>swing</u> .				
	WRITE	Write a sentence with: money Write a question with: song				

TUESDAY ACTIVITY 1




	LOOK & SAY	poor	magic	money	about	giant
--	------------	------	-------	-------	-------	-------


	SOUND OUT	car	far	tar	hard
		scar	star	jar	dark
	READ	I see a <u>car</u> . I see a <u>car</u> on the <u>tar</u> road. I see a <u>car</u> on the <u>dark tar</u> road. It has a <u>star</u> . The <u>car</u> has a <u>star</u> . I see a <u>car</u> with a <u>star</u> on the <u>dark tar</u> road. Can you see the <u>car</u> ? Can you see the <u>car</u> on the <u>tar</u> road? Can you see the <u>car</u> on the <u>dark tar</u> road? Can you see the <u>car</u> with the <u>star</u> on the <u>dark tar</u> road?			
	WRITE	1. What can I see? I can see a ____. 2. Where is the car? The car is on the _____.			

TUESDAY ACTIVITY 2

	READ	Read the  and  words from Activity 1.
	WRITE	Write a sentence with: star Write a question with: about




WEDNESDAY ACTIVITY 1

	LOOK & SAY	poor	magic	money	about	giant
	SOUND OUT	fork	born	storm	torch	
		short	sport	sort	north	
	READ	I have a <u>fork</u> . I will eat with the <u>fork</u> . I will eat <u>pork</u> with the <u>fork</u> . Will you eat with me? Will you eat <u>pork</u> with a <u>fork</u> with me? I am not poor. I have lots of money. I can eat lots of <u>pork</u> . I like to eat <u>pork</u> . I like to eat <u>pork</u> with a <u>fork</u> . I like to eat lots of <u>pork</u> with a <u>fork</u> . Do you like to eat <u>pork</u> ? Do you like to eat <u>pork</u> with a <u>fork</u> ? Do you like to eat lots of <u>pork</u> with a <u>fork</u> ?				

	WRITE	<p>3. What will I eat with? I will eat with a ____.</p> <p>4. What do I like to eat? I like to eat ____.</p>
--	--------------	--


WEDNESDAY ACTIVITY 2

	READ	Read the  and  words from Activity 1.
--	-------------	---





	WRITE	Write the  words and  words in your dictionary. Write a sentence with: sport Write a question with: money
--	--------------	---

THURSDAY ACTIVITY 1

	LOOK & SAY	poor	magic	money	about	giant
	SOUND OUT	sort	born	storm		short
		dark	hard	star		far

	READ	<div data-bbox="370 1061 1024 1756" data-label="Image"> </div> <p>Jack is poor. Jack and his mom are poor. They have no money. They thought. They thought about the giant. They thought about the giant that took their magic hen. They wished for their magic hen back. Jack will go. He will go to the giant. He will go to get the magic hen. He will go to get the magic hen back from the giant. Jack and his mom are not poor anymore. They have the magic hen! Jack took the magic hen from the giant!</p>
--	-------------	---





THURSDAY ACTIVITY 2

	READ	Read the  and  words from Activity 1.
	WRITE	<ol style="list-style-type: none">1. Who is poor? _____ and his _____ are poor.2. Who took their magic hen? The _____ took their magic hen.3. Who will go get the magic hen? _____ will go get the magic hen.4. Why are Jack and his mom not poor anymore? Jack and his mom are not poor anymore because _____.5. How did they get the magic hen back? _____ took the magic hen from the _____.

FRIDAY ACTIVITY 1

	READ	Read all the  and  words again.
	READ	Read the story from Thursday Activity 1.







FRIDAY ACTIVITY 2

	READ	Read all the  and  words again.
	WRITE	Write the sentences in your book. Fix the mistakes. <ol style="list-style-type: none">1. jack and his mom are poor2. he will go to get the magic hen back from the giant3. jack took the magic hen from the giant






HOME LANGUAGE WORKSHEET
ENGLISH GRADE 3 TERM 1

WEEK 10

MONDAY ACTIVITY 1

	LOOK & SAY	picture	colourful	words	read	write
	SOUND OUT	ship	must	great	story	
		book	hard	chair	with	
	READ	I <u>must</u> look. I <u>must</u> look at the <u>book</u> . I <u>must</u> look at the <u>book</u> about <u>ships</u> . I <u>must</u> sit. I <u>must</u> sit on the <u>chair</u> . I <u>must</u> sit on the <u>chair</u> and look. I <u>must</u> sit on the <u>chair</u> and look at the <u>book</u> . I <u>must</u> sit on the <u>chair</u> and look at the <u>book</u> about <u>ships</u> . I <u>must</u> read. I <u>must</u> sit and read. I <u>must</u> sit and read the <u>story</u> in the <u>book</u> about <u>ships</u> .				
	WRITE	Write the  and  words in your dictionary.				

MONDAY ACTIVITY 2

	READ	Read the  and  words from Activity 1.
	READ	I like to read. I like to read I like to read. I <u>must</u> read a <u>story</u> . I <u>must</u> read a <u>story</u> about a king. I <u>must</u> read a <u>story</u> about a king and his <u>ship</u> . I <u>must</u> read a <u>story</u> about a <u>great</u> king and his colourful <u>ship</u> . I will read <u>with</u> my mom. My mom also likes to read. My mom will read the <u>story</u> <u>with</u> me. She will read the <u>story</u> about the king and his <u>ship</u> <u>with</u> me. She will read the <u>story</u> about the <u>great</u> king and his colourful <u>ship</u> <u>with</u> me.
	WRITE	Write a sentence with: picture Write a question with: hard

TUESDAY ACTIVITY 1

	LOOK & SAY	picture	colourful	words	read	write
--	------------	---------	-----------	-------	------	-------


	SOUND OUT	turn	nurse	hurt	burn
		burnt	burst	church	surf
	READ	I <u>hurt</u> my leg. I <u>hurt</u> my leg in <u>church</u> . I <u>burnt</u> my leg. I <u>burnt</u> my leg in <u>church</u> . How did you <u>hurt</u> your leg? How did you <u>hurt</u> your leg in <u>church</u> ? How did you <u>burn</u> your leg? How did you <u>burn</u> your leg in <u>church</u> ? You must go to the <u>nurse</u> . The <u>nurse</u> will help you. The <u>nurse</u> will help you with your leg. The <u>nurse</u> will help you with your <u>burnt</u> leg.			
	WRITE	1. Where did I burn my leg? I burnt my leg in ____. 2. Who must I go to? I must go to the ____.			

TUESDAY ACTIVITY 2

	READ	Read the and words from Activity 1.
	WRITE	Write a sentence with: write Write a question with: church




WEDNESDAY ACTIVITY 1

	LOOK & SAY	picture	colourful	words	read	write
	SOUND OUT	bird	third	thirst	thirsty	
		chirp	first	shirt	skirt	
	READ	I see a <u>bird</u> . I see a colourful <u>bird</u> . The <u>bird</u> will <u>chirp</u> . The colourful <u>bird</u> will <u>chirp</u> . Can you see the <u>bird</u> ? Can you see the colourful <u>bird</u> ? Can you hear the <u>bird</u> ? Can you hear the colourful <u>bird chirp</u> ? I will write a story. I will write a story about the <u>bird</u> . I will write a story about the colourful <u>bird</u> . Will you read my story? Will you read my story about the colourful <u>bird</u> ?				

	WRITE	<p>3. What kind of bird do I see? I see a _____ bird.</p> <p>4. What will the colourful bird do? I colourful bird will _____.</p>
--	--------------	---


WEDNESDAY ACTIVITY 2

	READ	Read the  and  words from Activity 1.
--	-------------	---





	WRITE	Write the  words and  words in your dictionary. Write a sentence with: first Write a question with: thirsty
--	--------------	---

THURSDAY ACTIVITY 1

	LOOK & SAY	picture	colourful	words	read	write
	SOUND OUT	turn	hurt	burnt		burst
		first	thirsty	bird		shirt

	READ	<div data-bbox="395 1070 1074 1686" data-label="Image"> </div> <p>Stacey likes to read. Stacey likes to look at pictures. She likes to look at colourful pictures. She likes to look at the colourful pictures in books. Stacey likes to write. She likes to write stories. Stacey writes words to make a story. She writes words to make a great story. Her dream is to write. Her dream is to write a book. She works hard. She works hard to write a book!</p>
--	-------------	---





THURSDAY ACTIVITY 2

	READ	Read the  and  words from Activity 1.
	WRITE	<ol style="list-style-type: none">Who likes to read? _____ likes to read.What does Stacey like to look at? She likes to look at _____.Who likes to write? _____ likes to write.What does Stacey write to make a story? Stacey writes _____ to make a story.What does Stacey work hard to do? Stacey works hard to _____.

FRIDAY ACTIVITY 1

	READ	Read all the  and  words again.
	READ	Read the story from Thursday Activity 1.

FRIDAY ACTIVITY 2






	READ	Read all the  and  words again.
	WRITE	Write the sentences in your book. Fix the mistakes. <ol style="list-style-type: none">stacey writes words to make a storyher dream is to write a bookshe works hard to write a book

HOME LANGUAGE WORKSHEET






ENGLISH GRADE 3 TERM 1

WEEK 3



MONDAY ACTIVITY 1



	LOOK & SAY	eat	phone	scared	help	friend
	SOUND OUT	call	fun	not	see	
		think	mad	cross	glad	
	READ	I am <u>glad</u> . I am <u>glad</u> to <u>see</u> you are <u>not</u> <u>mad</u> . I am <u>glad</u> to <u>see</u> you are <u>not</u> <u>cross</u> . It is <u>not</u> <u>fun</u> to be <u>mad</u> . It is <u>not</u> <u>fun</u> to be <u>cross</u> . It is <u>fun</u> to be <u>glad</u> . Do you <u>think</u> it is <u>fun</u> ? Do you <u>think</u> it is <u>fun</u> to be <u>mad</u> ? Do you <u>think</u> it is <u>fun</u> to be <u>cross</u> ? I do <u>not</u> <u>think</u> it is <u>fun</u> to be <u>mad</u> and <u>cross</u> .				
	WRITE	Write the  and  words in your dictionary.				

MONDAY ACTIVITY 2





	READ	Read the  and  words from Activity 1.
	READ	Can I <u>call</u> you? Can I <u>call</u> you <u>mad</u> ? Is it <u>fun</u> ? Is it <u>fun</u> to <u>call</u> you <u>mad</u> ? It is <u>not</u> . It is <u>not</u> <u>fun</u> . It is <u>not</u> <u>fun</u> to <u>call</u> you <u>mad</u> . You will be <u>cross</u> . You will be <u>cross</u> if I <u>call</u> you <u>mad</u> . You will <u>not</u> be <u>glad</u> . You will <u>not</u> be <u>glad</u> if I <u>call</u> you <u>mad</u> . I will <u>not</u> <u>call</u> you. I will <u>not</u> <u>call</u> you <u>mad</u> .
	WRITE	Write a sentence with: help Write a question with: think

TUESDAY ACTIVITY 1





	LOOK & SAY	eat	phone	scared	help	friend
	SOUND OUT	stop	stand	must	just	
		strong	rust	bust	strap	

	READ	I <u>must stop</u> . I <u>must just stop</u> . I <u>must stop</u> and think. I <u>must just stop</u> and think. <u>Must I help</u> ? <u>Must I stop</u> to help? <u>Must I stop</u> to help my friend. My friend will be glad. My friend will be glad if I <u>stop</u> . My friend will be glad if I <u>stop</u> to help. He will not be mad. He will not be mad if I <u>stop</u> . He will not be mad if I <u>stop</u> to help.
	WRITE	1. Who must I stop and help? I must stop and help my _____. 2. How will my friend feel if I stop and help? My friend will feel _____ if I stop and help.







TUESDAY ACTIVITY 2

	READ	Read the  and  words from Activity 1.
	WRITE	Write a sentence with: eat Write a question with: strong



WEDNESDAY ACTIVITY 1



	LOOK & SAY	eat	phone	scared	help	friend
	SOUND OUT	boat	coat	road	goat	
	READ	I see a <u>boat</u> . I see a <u>boat</u> on the <u>road</u> . I see a <u>goat</u> in the <u>boat</u> on the <u>road</u> ! Can you see the <u>boat</u> ? Can you see the <u>boat</u> on the <u>road</u> ? Can you the <u>goat</u> in the <u>boat</u> on the <u>road</u> ? Must we help? Must we help the <u>goat</u> ? Must we help the <u>goat</u> in the <u>boat</u> ? Must we help the <u>goat</u> in the <u>boat</u> on the <u>road</u> ?				
	WRITE	1. Where is the boat? The boat is in the _____. 2. What is in the boat? The _____ is in the boat.				

WEDNESDAY ACTIVITY 2





	READ	Read the  and  words from Activity 1.
	WRITE	Write the  words and  words in your dictionary. Write a sentence with: friend Write a question with: soap

THURSDAY ACTIVITY 1





	LOOK & SAY	eat	phone	scared	help	friend			
	SOUND OUT	stop		must		just		bust	
		boast		boat		road		coat	

	READ		<p>The fish are scared. The fish are scared for their friend. The fish <u>must</u> help. The fish <u>must</u> help their friend. They <u>must</u> <u>stop</u> and help their friend! They <u>must</u> <u>phone</u>. They <u>must</u> <u>just</u> <u>phone</u>. They <u>must</u> <u>just</u> <u>phone</u> Wendy. They <u>must</u> <u>just</u> <u>phone</u> Wendy to help. They <u>must</u> <u>just</u> <u>phone</u> Wendy to help their friend. The shark <u>must</u> not eat their friend. Wendy <u>must</u> <u>stop</u> the shark! Will Wendy <u>stop</u> the shark? Will Wendy help?</p>
---	------	--	--





THURSDAY ACTIVITY 2

	READ	Read the  and  words from Activity 1.
	WRITE	<ol style="list-style-type: none">1. Who is scared? The _____ are scared.2. Who are they scared for? They are scared for their _____.3. Who must they phone? They must phone _____.4. Who wants to eat their friend? The _____ wants to eat their friend.5. Who must stop the shark? _____ must stop the shark.

FRIDAY ACTIVITY 1

	READ	Read all the  and  words again.
	READ	Read the story from Thursday Activity 1.

FRIDAY ACTIVITY 2







	READ	Read all the  and  words again.
	WRITE	Write the sentences in your book. Fix the mistakes. <ol style="list-style-type: none">1. they must stop and help their friend2. they must just phone wendy to help3. will wendy stop the shark

HOME LANGUAGE WORKSHEET






ENGLISH GRADE 3 TERM 1

WEEK 4



MONDAY ACTIVITY 1


	LOOK & SAY	please	ruin	why	knock	sorry
	SOUND OUT	strong	goat	roast	must	
		stop	soak	road	toad	
	READ	<p><u>Must I roast?</u> <u>Must I roast</u> the <u>goat</u>? <u>Must I soak</u> the <u>goat</u>? <u>Must I soak</u> and <u>roast</u> the <u>goat</u>? You <u>must stop</u>! You <u>must not roast</u> the <u>goat</u>. You <u>must not soak</u> the <u>goat</u>. You <u>must not soak</u> and <u>roast</u> the <u>goat</u>. Why <u>must I not roast</u> the <u>goat</u>? Why <u>must I not soak</u> the <u>goat</u>? Why <u>must I not soak</u> and <u>roast</u> the <u>goat</u>?</p>				
	WRITE	Write the  and  words in your dictionary.				


MONDAY ACTIVITY 2

	READ	Read the  and  words from Activity 1.
	READ	<p>Can you see the <u>toad</u>? Can you see the <u>toad</u> in the <u>road</u>? The <u>toad</u> is <u>strong</u>. The <u>toad</u> in the <u>road</u> is <u>strong</u>. <u>Must I stop</u>? <u>Must I stop</u> so you can see? I will <u>stop</u>. I will <u>stop</u> so you can see. I will <u>stop</u> so you can see the <u>toad</u>. I will <u>stop</u> so you can see the <u>toad</u> in the <u>road</u>. I will <u>stop</u> so you can see the <u>strong toad</u> in the <u>road</u>.</p>
	WRITE	<p>Write a sentence with: knock Write a question with: stop</p>

TUESDAY ACTIVITY 1


	LOOK & SAY	please	ruin	why	knock	sorry
	SOUND OUT	drip	drop	drag	drum	
		drink	dream	dress	drift	

	READ	<p>I must not <u>drip</u> the <u>drink</u>. I must not <u>drip</u> the <u>drink</u> on her <u>dress</u>. I must not <u>drag</u>. I must not <u>drag</u> her <u>dress</u>. I must not <u>drop</u>. I must not <u>drop</u> her <u>dress</u>. It will ruin her <u>dress</u>. It will ruin her <u>dress</u> if I <u>drip</u> the <u>drink</u> on it. It will ruin her <u>dress</u> if I <u>drag</u> it. It will ruin her <u>dress</u> if I <u>drop</u> it. She will be sad. She will be sad if I ruin her <u>dress</u>.</p>
---	-------------	---

	WRITE	<p>1. What must I not ruin? I must not ruin her _____.</p> <p>2. How will she feel if I ruin her dress? She will feel _____ if I ruin her dress.</p>
---	--------------	--


TUESDAY ACTIVITY 2


	READ	Read the  and  words from Activity 1.
---	-------------	---


	WRITE	Write a sentence with: drum Write a question with: why
--	--------------	---

WEDNESDAY ACTIVITY 1







	LOOK & SAY	please	ruin	why	knock	sorry
---	-----------------------	--------	------	-----	-------	-------

	SOUND OUT	tree	seem	queen	weed
		street	free	speed	sweet

	READ	<p>I see a <u>queen</u>. I see a <u>sweet queen</u> in the <u>tree</u>. I see a <u>sweet queen</u> in the <u>tree</u> by the <u>street</u>. Why is the <u>sweet queen</u> in the <u>tree</u>? Why is the <u>sweet queen</u> in the <u>tree</u> by the <u>street</u>? The <u>queen</u> wants to be <u>free</u>. The <u>sweet queen</u> wants to be <u>free</u>. She wants to be <u>free</u> to sit in the <u>tree</u>. Why does the <u>sweet queen</u> want to be <u>free</u> to sit in the <u>tree</u>?</p>
---	-------------	---



	WRITE	<p>1. Where is the queen? The queen is in the ____.</p> <p>2. Why is the queen in the tree? The queen is in the tree because she wants to be ____.</p>
---	--------------	--

WEDNESDAY ACTIVITY 2





	READ	Read the  and  words from Activity 1.
	WRITE	Write the  words and  words in your dictionary. Write a sentence with: queen Write a question with: please

THURSDAY ACTIVITY 1





	LOOK & SAY	please	ruin	why	knock	sorry
	SOUND OUT	dream	drink	drop	drag	
		seem	sweet	speed	street	

	READ	<div style="display: flex; align-items: center;">  <div style="margin-left: 20px;"> <p>Mbuso has a dream. He has a dream to build a big sandcastle. The girl will come. She will come to knock it down. She is not sweet! She is not a sweet girl! Why will she knock the sandcastle? Why will she knock the sandcastle down? She will run with speed. She will run with speed and knock it down. How will Mbuso feel? Will the girl say sorry? Will the girl say sorry to Mbuso?</p> </div> </div>
---	-------------	---





THURSDAY ACTIVITY 2

	READ	Read the  and  words from Activity 1.
	WRITE	<ol style="list-style-type: none">Who has a dream to build a big sandcastle? _____ has a dream to build a big sandcastle.What will the girl do to the sandcastle? The girl will _____ the sandcastle down.How will she run? She will run with _____.Is the girl a sweet girl? Yes/No, The girl is/ is not a sweet girl.Do you think the girl should say sorry to Mbuso? Yes/ No, I do/do not think the girl should say sorry to Mbuso.

FRIDAY ACTIVITY 1

	READ	Read all the  and  words again.
	READ	Read the story from Thursday Activity 1.

FRIDAY ACTIVITY 2







	READ	Read all the  and  words again.
	WRITE	Write the sentences in your book. Fix the mistakes. <ol style="list-style-type: none">she is not sweethow will mbuso feelwill the girl say sorry to mbuso

HOME LANGUAGE WORKSHEET






ENGLISH GRADE 3 TERM 1

WEEK 5

MONDAY ACTIVITY 1



	LOOK & SAY	over	hurt	won	shoes	like
	SOUND OUT	feel	dream	drink	free	
		drop	street	drift	speed	
	READ	I like to <u>feel free</u> . I like to <u>dream of speed</u> . I like to <u>feel free and dream of speed</u> in the <u>street</u> . I like to <u>feel free and dream of speed</u> in the <u>street</u> , but I do not want to get hurt. I will just <u>dream</u> . I will just <u>dream of speed</u> . I will just <u>dream of speed</u> in the <u>street</u> .				
	WRITE	Write the  and  words in your dictionary.				

MONDAY ACTIVITY 2





	READ	Read the  and  words from Activity 1.
	READ	I must not <u>drop my drink</u> . I must not <u>drop my drink</u> in the <u>street</u> . My mom will not like it. She will not like it if I <u>drop my drink</u> . She will not like it if I <u>drop my drink</u> in the <u>street</u> . I will <u>feel bad</u> . I will <u>feel bad</u> if I <u>drop my drink</u> . I will <u>feel bad</u> if I <u>drop my drink</u> in the <u>street</u> . I will <u>feel bad</u> if I make my mom mad.
	WRITE	Write a sentence with: won Write a question with: drop

TUESDAY ACTIVITY 1




	LOOK & SAY	over	hurt	won	shoes	like
	SOUND OUT	grab	grin	groan	green	
		grass	grand	great	grade	


	READ	I feel <u>great</u> . I feel <u>grand</u> . I feel <u>great</u> and <u>grand</u> . I feel <u>great</u> and <u>grand</u> to be in the next <u>grade</u> . I <u>grin</u> . I <u>grin</u> when I feel <u>great</u> . I <u>grin</u> when I feel <u>grand</u> . I <u>grin</u> when I feel <u>great</u> and <u>grand</u> . Do you <u>grin</u> ? Do you <u>grin</u> when you feel <u>great</u> ? Do you <u>grin</u> when you feel <u>grand</u> ? Do you <u>grin</u> when you feel <u>great</u> and <u>grand</u> ?
	WRITE	1. How do I feel? I feel ____ and ____. 2. What do I do when I feel great and grand? I ____ when I feel great and grand.

TUESDAY ACTIVITY 2

	READ	Read the  and  words from Activity 1.
	WRITE	Write a sentence with: shoes Write a question with: grade







WEDNESDAY ACTIVITY 1

	LOOK & SAY	over	hurt	won	shoes	like
	SOUND OUT	moon	spoon	soon	groom	
		loom	pool	zoom	food	
	READ	I like to eat <u>food</u> . I like to eat <u>food</u> in the <u>pool</u> . I like to eat <u>food</u> in the <u>pool</u> with a <u>spoon</u> . I drop <u>food</u> . I drop <u>food</u> in the <u>pool</u> . My dad will not like it. He will not like <u>food</u> in the <u>pool</u> . I must not eat in the <u>pool</u> . I must not eat <u>food</u> in the <u>pool</u> . I must not eat <u>food</u> in the <u>pool</u> with a <u>spoon</u> . I must not drop <u>food</u> in the <u>pool</u> !				



	WRITE	1. Where do I like to eat food? I like to eat food in the ____.
---	-------	--



		2. What do I drop in the pool? I drop _____ in the pool.
--	--	---

WEDNESDAY ACTIVITY 2




	READ	Read the  and  words from Activity 1.
	WRITE	Write the  words and  words in your dictionary. Write a sentence with: moon Write a question with: like


THURSDAY ACTIVITY 1

	LOOK & SAY	over	hurt	won	shoes	like
	SOUND OUT	grand	grin	great	green	
		zoom	soon	loom	food	





	READ	 <p>Zodwa like to run. Zodwa is a <u>great</u> runner. She has no shoes. Her feet hurt. Her feet hurt when she runs with no shoes. The lady will give her shoes. She will give her <u>green</u> shoes. Zodwa will be the best runner with her <u>green</u> shoes! She <u>zoomed</u> down the track. She <u>zoomed</u> down the track with her <u>green</u> shoes. She won! Zodwa won! Zodwa feels <u>great</u>! She feels <u>grand</u>!</p>
---	-------------	---

THURSDAY ACTIVITY 2





	READ	Read the  and  words from Activity 1.
	WRITE	1. What does Zodwa like to do?

		<p>Zodwa likes to _____.</p> <p>2. Who is a great runner? _____ is a great runner.</p> <p>3. Who will give her shoes? The _____ will give her shoes.</p> <p>4. What colour shoes will Zodwa get? Zodwa will get _____ shoes.</p> <p>5. Who won the race? _____ won the race.</p>
---	--	--

FRIDAY ACTIVITY 1

	<p>READ</p>	<p>Read all the  and  words again.</p>
	<p>READ</p>	<p>Read the story from Thursday Activity 1.</p>

FRIDAY ACTIVITY 2






	<p>READ</p>	<p>Read all the  and  words again.</p>
	<p>WRITE</p>	<p>Write the sentences in your book. Fix the mistakes.</p> <ol style="list-style-type: none"> 1. zodwa will be the best runner with her green shoes 2. she zoomed down the track 3. zodwa feels great

HOME LANGUAGE WORKSHEET






ENGLISH GRADE 3 TERM 1

WEEK 6

MONDAY ACTIVITY 1




	LOOK & SAY	different	dance	beauty	because	one
	SOUND OUT	grass	green	great		grin
		moon	soon	food		spoon
	READ	<p>I will dance. I will dance on the <u>grass</u>. I will dance on the <u>green grass</u>. I will dance on the <u>green grass</u> under the <u>moon</u>. I will dance on the <u>green grass</u> under the <u>moon</u> with a <u>spoon</u>. I will dance a <u>great</u> dance on the <u>green grass</u> under the <u>moon</u> with a <u>spoon</u>. I will dance <u>soon</u>. <u>Soon</u> I will dance a <u>great</u> dance on the <u>green grass</u> under the <u>moon</u> with a <u>spoon</u>.</p>				
	WRITE	Write the  and  words in your dictionary.				

MONDAY ACTIVITY 2





	READ	Read the  and  words from Activity 1.				
	READ	<p>I <u>grin</u>. I <u>grin</u> at the <u>moon</u>. I <u>grin</u> at the <u>great moon</u>. Do you <u>grin</u>? Do you <u>grin</u> at the <u>great moon</u>? I <u>grin</u> because the <u>moon</u> is full of beauty I <u>grin</u> at the <u>great moon</u> because it is full of beauty. Do you think the <u>moon</u> is full of <u>beauty</u>? Do you <u>grin</u> at the <u>great moon</u> because it is full of beauty? You must <u>grin</u> at the <u>great moon</u> because it is full of beauty!</p>				
	WRITE	<p>Write a sentence with: soon Write a question with: different</p>				

TUESDAY ACTIVITY 1




	LOOK & SAY	different	dance	beauty	because	one
--	------------	-----------	-------	--------	---------	-----


	SOUND OUT	ship	shop	shin	shot
		bash	mash	fish	wish
	READ	<p>I <u>wish</u>. I <u>wish</u> I can go on a <u>ship</u>. I <u>wish</u> I can go on a big <u>ship</u>. I <u>wish</u> I can go on a big <u>ship</u> that has a <u>shop</u>. I <u>wish</u> I can go on a big <u>ship</u> so I can <u>fish</u>. Do you <u>wish</u>? Do you <u>wish</u> to go on a <u>ship</u>? Do you <u>wish</u> to go on a big <u>ship</u>? Do you <u>wish</u> to go on a big <u>ship</u> that has a <u>shop</u>? Do you <u>wish</u> to go on a big <u>ship</u> so you can <u>fish</u>?</p>			
	WRITE	<p>1. What do I wish I can go on? I wish I can go on a _____.</p> <p>2. What do I want to do on the big ship? I want to _____ on the big ship.</p>			

TUESDAY ACTIVITY 2

	READ	Read the  and  words from Activity 1.
	WRITE	<p>Write a sentence with: because</p> <p>Write a question with: mash</p>




WEDNESDAY ACTIVITY 1

	LOOK & SAY	different	dance	beauty	because	one
	SOUND OUT	thin	thick	thud	three	
		moth	with	math	bath	
	READ	<p>I see a <u>moth</u>. I see a <u>moth</u> on the <u>bath</u>. I see the <u>moth</u> on the <u>bath</u> <u>with</u> <u>thin</u> wings. I see the <u>moth</u> <u>with</u> the <u>thin</u> wings dance on the <u>bath</u>. Can you see the <u>moth</u>? Can you see the <u>moth</u> on the <u>bath</u>? Can you see the <u>moth</u> on the <u>bath</u> <u>with</u> the <u>thin</u> wings? Can you see the <u>moth</u> <u>with</u> the <u>thin</u> wings dance on the <u>bath</u>? Why is the <u>moth</u> on the <u>bath</u>? Why is the <u>moth</u> <u>with</u> the <u>thin</u> wings on the <u>bath</u>?</p>				



	WRITE	1. What can I see? I can see a ____. 2. Where is the moth? The moth is on the ____.
---	--------------	--


WEDNESDAY ACTIVITY 2

	READ	Read the  and  words from Activity 1.
---	-------------	---

	WRITE	Write the  words and  words in your dictionary. Write a sentence with: three Write a question with: one
---	--------------	---


THURSDAY ACTIVITY 1

	LOOK & SAY	different	dance	beauty	because	one
	SOUND OUT	with	thin	thick	three	
		shin	wish	bash	shop	

	READ	<div data-bbox="416 1093 799 1771" data-label="Image"> </div> <p data-bbox="820 1055 1501 1697"> Musa likes to dance. He is different. He is different because he has only one leg! He is not scared to dance. He is not scared to dance <u>with</u> one leg. He dances <u>with</u> beauty. He had a dream. He had a <u>wish</u>. He wanted to be the best. He wanted to be the best dancer! He had a dream and a <u>wish</u> to be the best dancer. Did Musa stop? He did not stop because he had only one leg! </p>
---	-------------	---

THURSDAY ACTIVITY 2

	READ	Read the  and  words from Activity 1.
---	-------------	---

	<p>WRITE</p>	<ol style="list-style-type: none"> 1. What does Musa like to do? Musa likes to _____. 2. Why is Musa different? Musa is different because _____. 3. How does Musa dance? Musa dances with _____. 4. What did Musa want to be? Musa wanted to be the _____. 5. Did Musa stop because he only had one leg? Yes/No, Musa did/did not stop because he only had one leg.
---	---------------------	--


FRIDAY ACTIVITY 1

	<p>READ</p>	<p>Read all the  and  words again.</p>
---	--------------------	--

	<p>READ</p>	<p>Read the story from Thursday Activity 1.</p>
--	--------------------	---

FRIDAY ACTIVITY 2







	<p>READ</p>	<p>Read all the  and  words again.</p>
---	--------------------	--

	<p>WRITE</p>	<p>Write the sentences in your book. Fix the mistakes.</p> <ol style="list-style-type: none"> 1. he is different because he has only one leg 2. he wanted to be the best dancer 3. did musa stop
---	---------------------	---






HOME LANGUAGE WORKSHEET
ENGLISH TERM 1

WEEK 7

MONDAY ACTIVITY 1




	LOOK & SAY	always	special	toy	idea	hair
	SOUND OUT	with	three	thin	bath	
		wish	shop	bash	fish	
	READ	I <u>wish</u> . I <u>wish</u> I had <u>three</u> <u>fish</u> . I <u>wish</u> I had <u>three</u> <u>fish</u> in my <u>bath</u> . I <u>wish</u> I had <u>three</u> <u>fish</u> to swim <u>with</u> me. I <u>wish</u> I had <u>three</u> <u>fish</u> to swim <u>with</u> me in the <u>bath</u> . Do you <u>wish</u> you had <u>fish</u> ? Do you <u>wish</u> you had <u>fish</u> in the <u>bath</u> ? Do you <u>wish</u> you had <u>fish</u> to swim <u>with</u> you? Do you <u>wish</u> you had <u>fish</u> to swim in the <u>bath</u> <u>with</u> you?				
	WRITE	Write the  and  words in your dictionary.				

MONDAY ACTIVITY 2





	READ	Read the  and  words from Activity 1.				
	READ	I will go. I will go to the <u>shop</u> . I will go to the <u>shop</u> <u>with</u> my mom. I will go to the <u>fish</u> <u>shop</u> . I will go to the <u>fish</u> <u>shop</u> <u>with</u> my mom. I will go to the <u>fish</u> <u>shop</u> <u>with</u> my mom because she wants to eat <u>fish</u> . I will go to the <u>fish</u> <u>shop</u> <u>with</u> my mom because she wants to eat <u>fish</u> for dinner. I like to eat <u>fish</u> . I like to eat <u>fish</u> for dinner. Do you like to eat <u>fish</u> ? Do you like to eat <u>fish</u> for dinner?				
	WRITE	Write a sentence with: toy Write a question with: thin				

TUESDAY ACTIVITY 1




	LOOK & SAY	always	special	toy	idea	hair
--	------------	--------	---------	-----	------	------


	SOUND OUT	chin	chop	chip	chain
		rich	such	much	chair
	READ	I sit. I always sit. I sit on my <u>chair</u> . I always sit on my <u>chair</u> . I sit on my <u>chair</u> and eat my <u>chips</u> . I always sit on my <u>chair</u> and eat my <u>chips</u> . I sit on my <u>chair</u> and eat my <u>chop</u> . I always sit on my <u>chair</u> and eat my <u>chop</u> . I sit on my <u>chair</u> and I eat my <u>chips</u> and my <u>chop</u> . I always sit on my <u>chair</u> and eat my <u>chips</u> and my <u>chop</u> .			
	WRITE	1. Where do I always sit? I always sit on my _____. 2. What do I always eat? I always my _____ and my _____.			

TUESDAY ACTIVITY 2

	READ	Read the  and  words from Activity 1.
	WRITE	Write a sentence with: chin Write a question with: hair




WEDNESDAY ACTIVITY 1

	LOOK & SAY	always	special	toy	idea	hair
	SOUND OUT	crib	crab	crop	crack	
		crash	crunch	cry	cried	
	READ	I hear a <u>crash</u> . I hear a <u>crunch</u> . I see a <u>crab</u> . I see a <u>crab</u> <u>crunch</u> my <u>chips</u> . I see a <u>crab</u> <u>crack</u> my <u>chips</u> . I see a big <u>crab</u> <u>crunch</u> and <u>crack</u> my <u>chips</u> ! I <u>cried</u> . I <u>cried</u> when the <u>crab</u> <u>crunched</u> my <u>chips</u> . I <u>cried</u> when the <u>crab</u> <u>cracked</u> my <u>chips</u> . I <u>cried</u> when the <u>crab</u> <u>crunched</u> and <u>cracked</u> my <u>chips</u> . Do you think you would <u>cry</u> ? Would you <u>cry</u> if a <u>crab</u> <u>crunched</u> and <u>cracked</u> your <u>chips</u> ?				



	WRITE	1. What can I see? I can see a ____. 2. What did I do when the crab crunched and cracked my chips? I _____ when the crab crunched and cracked my chips.
--	--------------	--



WEDNESDAY ACTIVITY 2

	READ	Read the  and  words from Activity 1.
--	-------------	---





	WRITE	Write the  words and  words in your dictionary. Write a sentence with: idea Write a question with: cry
--	--------------	--

THURSDAY ACTIVITY 1

	LOOK & SAY	always	special	toy	idea	hair
	SOUND OUT	chop	much	chair		such
		cry	cried	crash		crop

	READ	<div style="display: flex; align-items: center;">  <div> <p>Marie has a special toy. Teddy is her special toy. Marie always had Teddy with her. One day Josh had an idea. He will cut Teddy's hair! He will take Teddy and <u>chop</u> his hair. He thinks it is <u>such</u> a good idea! Do you think it is a good idea? Marie will <u>cry</u>. Marie will <u>cry</u> when she sees Teddy. Marie did <u>cry</u>. Marie <u>cried</u> when she saw Teddy. It was not <u>such</u> a good idea to <u>chop</u> Teddy's hair.</p> </div> </div>
--	-------------	--





THURSDAY ACTIVITY 2

	READ	Read the  and  words from Activity 1.
	WRITE	<ol style="list-style-type: none">Who is Marie's special toy? _____ is Marie's special toy.Who had an idea? _____ had an idea.What will Josh do to Teddy's hair? Josh will _____ Teddy's hair.What will Marie do when she sees Teddy? Marie will _____ when she sees Teddy.Was it a good idea to chop Teddy's hair? Yes/No, it was/ was not a good idea to chop Teddy's hair.

FRIDAY ACTIVITY 1

	READ	Read all the  and  words again.
	READ	Read the story from Thursday Activity 1.


FRIDAY ACTIVITY 2

	READ	Read all the  and  words again.
	WRITE	Write the sentences in your book. Fix the mistakes. <ol style="list-style-type: none">he will cut teddy's hairdo you think it is a good ideait was not such a good idea to chop teddy's hair






HOME LANGUAGE WORKSHEET
ENGLISH GRADE 3 TERM 1

WEEK 8

MONDAY ACTIVITY 1




	LOOK & SAY	alone	leave	around	play	thought
	SOUND OUT	chin	chop	chain	much	
		crack	crash	cry	crab	
	READ	I will <u>cry</u> . I will <u>cry</u> if I <u>crack</u> my <u>chin</u> . I will <u>cry</u> if I <u>crack</u> my <u>chin</u> on the <u>chain</u> . I will <u>cry</u> . I will <u>cry</u> if I <u>crash</u> my <u>chin</u> . I will <u>cry</u> if I <u>crash</u> my <u>chin</u> on the <u>chain</u> . I will <u>cry</u> if I <u>crack</u> and <u>crash</u> my <u>chin</u> on the <u>chain</u> . Will you <u>cry</u> ? Will you <u>cry</u> if you <u>crack</u> your <u>chin</u> on the <u>chain</u> ? Will you <u>cry</u> if you <u>crash</u> your <u>chin</u> on the <u>chain</u> ?				
	WRITE	Write the  and  words in your dictionary.				

MONDAY ACTIVITY 2





	READ	Read the  and  words from Activity 1.
	READ	The <u>crab</u> will <u>chop</u> . The <u>crab</u> will <u>crack</u> . The <u>crab</u> will <u>chop</u> and <u>crack</u> . What will the <u>crab</u> <u>chop</u> ? What will the <u>crab</u> <u>crack</u> ? What will the <u>crab</u> <u>chop</u> and <u>crack</u> ? The <u>crab</u> will <u>chop</u> the rock. The <u>crab</u> will <u>crack</u> the rock. The <u>crab</u> will <u>chop</u> and <u>crack</u> the rock. Will you <u>cry</u> ? Will you <u>cry</u> when the <u>crab</u> <u>chops</u> the rock? Will you <u>cry</u> when the <u>crab</u> <u>cracks</u> the rock?
	WRITE	Write a sentence with: crash Write a question with: crab

TUESDAY ACTIVITY 1



	LOOK & SAY	alone	leave	around	play	thought
--	------------	-------	-------	--------	------	---------


	SOUND OUT	stood	look	book	took
		shook	hook	foot	wood
	READ	I <u>stood</u> . I <u>stood</u> alone. I <u>stood</u> alone to <u>look</u> around. I <u>looked</u> . I <u>looked</u> at the <u>book</u> . I <u>looked</u> at the <u>book</u> with the <u>hook</u> . I <u>took</u> . I <u>took</u> the <u>book</u> . I <u>took</u> the <u>book</u> with the <u>hook</u> . I <u>shook</u> . I <u>shook</u> when I <u>looked</u> at the <u>book</u> . I <u>shook</u> when I <u>looked</u> at the <u>book</u> with the <u>hook</u> . I will leave the <u>book</u> . I will leave the <u>book</u> with the <u>hook</u> .			
	WRITE	1. Why did I stand alone? I stood alone to ____.			
		2. What did I do when I looked at the book with the hook? I ____ when I looked at the book with the hook.			


TUESDAY ACTIVITY 2

	READ	Read the  and  words from Activity 1.
	WRITE	Write a sentence with: foot Write a question with: play

WEDNESDAY ACTIVITY 1




	LOOK & SAY	alone	leave	around	play	thought
	SOUND OUT	sing	song	king	swing	
		sting	ring	sung	rang	

	READ	<p>I see the <u>king</u>. I see the <u>king sing</u>. I see the <u>king sing</u> a <u>song</u>. The <u>king</u> is on the <u>swing</u>. I see the <u>king</u> on the <u>swing</u>. I see the <u>king sing</u> on the <u>swing</u>. I see the <u>king sing</u> a <u>song</u> on the <u>swing</u>. He has a <u>ring</u>. I see the <u>king</u> with a <u>ring</u>. I see the <u>king</u> with a <u>ring</u> on the <u>swing</u>. I see the <u>king</u> with a <u>ring</u> <u>sing</u> a <u>song</u> on the <u>swing</u>.</p>
--	-------------	--



	WRITE	<ol style="list-style-type: none"> Who can I see? I can see the ____. Where is the king? The king is on the ____.
--	--------------	---


WEDNESDAY ACTIVITY 2

	READ	Read the  and  words from Activity 1.
--	-------------	---





	WRITE	Write the  words and  words in your dictionary. Write a sentence with: sting Write a question with: leave
---	--------------	---

THURSDAY ACTIVITY 1

	LOOK & SAY	alone	leave	around	play	thought
	SOUND OUT	stood	look	shook		took
		sing	sung	swing		ring

	READ	<div data-bbox="384 1451 746 1984" data-label="Image"> </div> <p>Fanisa thought no one will play with her. She stood with Ntsako. She did not want to be alone. She would not leave Ntsako alone. She stood with Ntsako all day. Fanisa thought no one will play with her because she looks different. Ntsako told Fanisa to leave her alone. She did not want Fanisa around all the time! Fanisa was so sad. She sat and cried alone.</p>
--	-------------	--





THURSDAY ACTIVITY 2

	READ	Read the  and  words from Activity 1.
	WRITE	<ol style="list-style-type: none">Who thought no one would play with her? _____ thought no one would play with her.Who did she stand with? She stood with _____.When did she stand with Ntsako? She stood with Ntsako _____.Why did Fanisa think no one would play with her? Fanisa thought no one would play with her because _____.How did Fanisa feel when Ntsako told her that she did not want her around all the time? Fanisa felt _____ when Ntsako told her that she did not want her around all the time.

FRIDAY ACTIVITY 1

	READ	Read all the  and  words again.
	READ	Read the story from Thursday Activity 1.

FRIDAY ACTIVITY 2

	READ	Read all the  and  words again.
	WRITE	Write the sentences in your book. Fix the mistakes. <ol style="list-style-type: none">she stood with ntsakontsako told fanisa to leave her aloneshe did not want fanisa around all the time






HOME LANGUAGE WORKSHEET
ENGLISH GRADE 3 TERM 1

WEEK 9


MONDAY ACTIVITY 1




	LOOK & SAY	poor	magic	money	about	giant
	SOUND OUT	sing	song	ring	swing	
		took	shook	stood	look	
	READ	I will <u>sing</u> . I will <u>sing</u> a <u>song</u> about a poor giant. I will <u>sing</u> a magic <u>song</u> about a poor giant. I will <u>sing</u> a magic <u>song</u> about a poor giant that had no money. Will you <u>sing</u> with me? Will you <u>sing</u> the <u>song</u> with me? Will you <u>sing</u> the <u>song</u> about a poor giant with me? Will you <u>sing</u> the magic <u>song</u> about a poor giant with me? Will you <u>sing</u> the magic <u>song</u> about a poor giant that had no money with me?				
	WRITE	Write the  and  words in your dictionary.				

MONDAY ACTIVITY 2





	READ	Read the  and  words from Activity 1.				
	READ	I <u>took</u> the <u>ring</u> . I <u>took</u> the magic <u>ring</u> . I <u>took</u> that magic <u>ring</u> to the <u>swing</u> . I will sit. I will sit on the <u>swing</u> . I will sit on the <u>swing</u> with the <u>ring</u> . I will sit n the <u>swing</u> with the magic <u>ring</u> . I will <u>look</u> . I will <u>look</u> at the <u>ring</u> . I will <u>look</u> at the <u>ring</u> as I sit on the <u>swing</u> . I will <u>look</u> at the magic <u>ring</u> as I sit on the <u>swing</u> .				
	WRITE	Write a sentence with: money Write a question with: song				

TUESDAY ACTIVITY 1




	LOOK & SAY	poor	magic	money	about	giant
--	------------	------	-------	-------	-------	-------


	SOUND OUT	car	far	tar	hard
		scar	star	jar	dark
	READ	I see a <u>car</u> . I see a <u>car</u> on the <u>tar</u> road. I see a <u>car</u> on the <u>dark tar</u> road. It has a <u>star</u> . The <u>car</u> has a <u>star</u> . I see a <u>car</u> with a <u>star</u> on the <u>dark tar</u> road. Can you see the <u>car</u> ? Can you see the <u>car</u> on the <u>tar</u> road? Can you see the <u>car</u> on the <u>dark tar</u> road? Can you see the <u>car</u> with the <u>star</u> on the <u>dark tar</u> road?			
	WRITE	1. What can I see? I can see a ____. 2. Where is the car? The car is on the _____.			

TUESDAY ACTIVITY 2

	READ	Read the  and  words from Activity 1.
	WRITE	Write a sentence with: star Write a question with: about




WEDNESDAY ACTIVITY 1

	LOOK & SAY	poor	magic	money	about	giant
	SOUND OUT	fork	born	storm	torch	
		short	sport	sort	north	
	READ	I have a <u>fork</u> . I will eat with the <u>fork</u> . I will eat <u>pork</u> with the <u>fork</u> . Will you eat with me? Will you eat <u>pork</u> with a <u>fork</u> with me? I am not poor. I have lots of money. I can eat lots of <u>pork</u> . I like to eat <u>pork</u> . I like to eat <u>pork</u> with a <u>fork</u> . I like to eat lots of <u>pork</u> with a <u>fork</u> . Do you like to eat <u>pork</u> ? Do you like to eat <u>pork</u> with a <u>fork</u> ? Do you like to eat lots of <u>pork</u> with a <u>fork</u> ?				

	WRITE	<p>3. What will I eat with? I will eat with a ____.</p> <p>4. What do I like to eat? I like to eat ____.</p>
--	--------------	--


WEDNESDAY ACTIVITY 2

	READ	Read the  and  words from Activity 1.
--	-------------	---





	WRITE	Write the  words and  words in your dictionary. Write a sentence with: sport Write a question with: money
--	--------------	---

THURSDAY ACTIVITY 1

	LOOK & SAY	poor	magic	money	about	giant
	SOUND OUT	sort	born	storm		short
		dark	hard	star		far

	READ	<div data-bbox="370 1061 1024 1756" data-label="Image"> </div> <p>Jack is poor. Jack and his mom are poor. They have no money. They thought. They thought about the giant. They thought about the giant that took their magic hen. They wished for their magic hen back. Jack will go. He will go to the giant. He will go to get the magic hen. He will go to get the magic hen back from the giant. Jack and his mom are not poor anymore. They have the magic hen! Jack took the magic hen from the giant!</p>
--	-------------	---





THURSDAY ACTIVITY 2

	READ	Read the  and  words from Activity 1.
	WRITE	<ol style="list-style-type: none">1. Who is poor? _____ and his _____ are poor.2. Who took their magic hen? The _____ took their magic hen.3. Who will go get the magic hen? _____ will go get the magic hen.4. Why are Jack and his mom not poor anymore? Jack and his mom are not poor anymore because _____.5. How did they get the magic hen back? _____ took the magic hen from the _____.

FRIDAY ACTIVITY 1

	READ	Read all the  and  words again.
	READ	Read the story from Thursday Activity 1.







FRIDAY ACTIVITY 2

	READ	Read all the  and  words again.
	WRITE	Write the sentences in your book. Fix the mistakes. <ol style="list-style-type: none">1. jack and his mom are poor2. he will go to get the magic hen back from the giant3. jack took the magic hen from the giant






HOME LANGUAGE WORKSHEET
ENGLISH GRADE 3 TERM 1

WEEK 10


MONDAY ACTIVITY 1

	LOOK & SAY	picture	colourful	words	read	write
	SOUND OUT	ship	must	great	story	
		book	hard	chair	with	
	READ	I <u>must</u> look. I <u>must</u> look at the <u>book</u> . I <u>must</u> look at the <u>book</u> about <u>ships</u> . I <u>must</u> sit. I <u>must</u> sit on the <u>chair</u> . I <u>must</u> sit on the <u>chair</u> and look. I <u>must</u> sit on the <u>chair</u> and look at the <u>book</u> . I <u>must</u> sit on the <u>chair</u> and look at the <u>book</u> about <u>ships</u> . I <u>must</u> read. I <u>must</u> sit and read. I <u>must</u> sit and read the <u>story</u> in the <u>book</u> about <u>ships</u> .				
	WRITE	Write the  and  words in your dictionary.				

MONDAY ACTIVITY 2

	READ	Read the  and  words from Activity 1.
	READ	I like to read. I like to read I like to read. I <u>must</u> read a <u>story</u> . I <u>must</u> read a <u>story</u> about a king. I <u>must</u> read a <u>story</u> about a king and his <u>ship</u> . I <u>must</u> read a <u>story</u> about a <u>great</u> king and his colourful <u>ship</u> . I will read <u>with</u> my mom. My mom also likes to read. My mom will read the <u>story</u> <u>with</u> me. She will read the <u>story</u> about the king and his <u>ship</u> <u>with</u> me. She will read the <u>story</u> about the <u>great</u> king and his colourful <u>ship</u> <u>with</u> me.
	WRITE	Write a sentence with: picture Write a question with: hard

TUESDAY ACTIVITY 1

	LOOK & SAY	picture	colourful	words	read	write
--	------------	---------	-----------	-------	------	-------


	SOUND OUT	turn	nurse	hurt	burn
		burnt	burst	church	surf
	READ	I <u>hurt</u> my leg. I <u>hurt</u> my leg in <u>church</u> . I <u>burnt</u> my leg. I <u>burnt</u> my leg in <u>church</u> . How did you <u>hurt</u> your leg? How did you <u>hurt</u> your leg in <u>church</u> ? How did you <u>burn</u> your leg? How did you <u>burn</u> your leg in <u>church</u> ? You must go to the <u>nurse</u> . The <u>nurse</u> will help you. The <u>nurse</u> will help you with your leg. The <u>nurse</u> will help you with your <u>burnt</u> leg.			
	WRITE	1. Where did I burn my leg? I burnt my leg in ____. 2. Who must I go to? I must go to the ____.			

TUESDAY ACTIVITY 2

	READ	Read the and words from Activity 1.
	WRITE	Write a sentence with: write Write a question with: church




WEDNESDAY ACTIVITY 1

	LOOK & SAY	picture	colourful	words	read	write
	SOUND OUT	bird	third	thirst	thirsty	
		chirp	first	shirt	skirt	
	READ	I see a <u>bird</u> . I see a colourful <u>bird</u> . The <u>bird</u> will <u>chirp</u> . The colourful <u>bird</u> will <u>chirp</u> . Can you see the <u>bird</u> ? Can you see the colourful <u>bird</u> ? Can you hear the <u>bird</u> ? Can you hear the colourful <u>bird chirp</u> ? I will write a story. I will write a story about the <u>bird</u> . I will write a story about the colourful <u>bird</u> . Will you read my story? Will you read my story about the colourful <u>bird</u> ?				

	WRITE	<p>3. What kind of bird do I see? I see a _____ bird.</p> <p>4. What will the colourful bird do? I colourful bird will _____.</p>
--	--------------	---



WEDNESDAY ACTIVITY 2

	READ	Read the  and  words from Activity 1.
--	-------------	---





	WRITE	Write the  words and  words in your dictionary. Write a sentence with: first Write a question with: thirsty
--	--------------	---

THURSDAY ACTIVITY 1

	LOOK & SAY	picture	colourful	words	read	write
	SOUND OUT	turn	hurt	burnt		burst
		first	thirsty	bird		shirt

	READ	<div style="display: flex; align-items: center;">  <div style="margin-left: 20px;"> <p>Stacey likes to read. Stacey likes to look at pictures. She likes to look at colourful pictures. She likes to look at the colourful pictures in books. Stacey likes to write. She likes to write stories. Stacey writes words to make a story. She writes words to make a great story. Her dream is to write. Her dream is to write a book. She works hard. She works hard to write a book!</p> </div> </div>
--	-------------	--





THURSDAY ACTIVITY 2

	READ	Read the  and  words from Activity 1.
	WRITE	<ol style="list-style-type: none">Who likes to read? _____ likes to read.What does Stacey like to look at? She likes to look at _____.Who likes to write? _____ likes to write.What does Stacey write to make a story? Stacey writes _____ to make a story.What does Stacey work hard to do? Stacey works hard to _____.

FRIDAY ACTIVITY 1

	READ	Read all the  and  words again.
	READ	Read the story from Thursday Activity 1.

FRIDAY ACTIVITY 2






	READ	Read all the  and  words again.
	WRITE	Write the sentences in your book. Fix the mistakes. <ol style="list-style-type: none">stacey writes words to make a storyher dream is to write a bookshe works hard to write a book

HOME LANGUAGE WORKSHEET






ENGLISH GRADE 3 TERM 1

WEEK 3



MONDAY ACTIVITY 1



	LOOK & SAY	eat	phone	scared	help	friend
	SOUND OUT	call	fun	not	see	
		think	mad	cross	glad	
	READ	I am <u>glad</u> . I am <u>glad</u> to <u>see</u> you are <u>not</u> <u>mad</u> . I am <u>glad</u> to <u>see</u> you are <u>not</u> <u>cross</u> . It is <u>not</u> <u>fun</u> to be <u>mad</u> . It is <u>not</u> <u>fun</u> to be <u>cross</u> . It is <u>fun</u> to be <u>glad</u> . Do you <u>think</u> it is <u>fun</u> ? Do you <u>think</u> it is <u>fun</u> to be <u>mad</u> ? Do you <u>think</u> it is <u>fun</u> to be <u>cross</u> ? I do <u>not</u> <u>think</u> it is <u>fun</u> to be <u>mad</u> and <u>cross</u> .				
	WRITE	Write the  and  words in your dictionary.				

MONDAY ACTIVITY 2





	READ	Read the  and  words from Activity 1.
	READ	Can I <u>call</u> you? Can I <u>call</u> you <u>mad</u> ? Is it <u>fun</u> ? Is it <u>fun</u> to <u>call</u> you <u>mad</u> ? It is <u>not</u> . It is <u>not</u> <u>fun</u> . It is <u>not</u> <u>fun</u> to <u>call</u> you <u>mad</u> . You will be <u>cross</u> . You will be <u>cross</u> if I <u>call</u> you <u>mad</u> . You will <u>not</u> be <u>glad</u> . You will <u>not</u> be <u>glad</u> if I <u>call</u> you <u>mad</u> . I will <u>not</u> <u>call</u> you. I will <u>not</u> <u>call</u> you <u>mad</u> .
	WRITE	Write a sentence with: help Write a question with: think

TUESDAY ACTIVITY 1





	LOOK & SAY	eat	phone	scared	help	friend
	SOUND OUT	stop	stand	must	just	
		strong	rust	bust	strap	

	READ	I <u>must stop</u> . I <u>must just stop</u> . I <u>must stop</u> and think. I <u>must just stop</u> and think. <u>Must I help</u> ? <u>Must I stop</u> to help? <u>Must I stop</u> to help my friend. My friend will be glad. My friend will be glad if I <u>stop</u> . My friend will be glad if I <u>stop</u> to help. He will not be mad. He will not be mad if I <u>stop</u> . He will not be mad if I <u>stop</u> to help.
	WRITE	1. Who must I stop and help? I must stop and help my _____. 2. How will my friend feel if I stop and help? My friend will feel _____ if I stop and help.







TUESDAY ACTIVITY 2

	READ	Read the  and  words from Activity 1.
	WRITE	Write a sentence with: eat Write a question with: strong



WEDNESDAY ACTIVITY 1



	LOOK & SAY	eat	phone	scared	help	friend
	SOUND OUT	boat	coat	road	goat	
	READ	I see a <u>boat</u> . I see a <u>boat</u> on the <u>road</u> . I see a <u>goat</u> in the <u>boat</u> on the <u>road</u> ! Can you see the <u>boat</u> ? Can you see the <u>boat</u> on the <u>road</u> ? Can you the <u>goat</u> in the <u>boat</u> on the <u>road</u> ? Must we help? Must we help the <u>goat</u> ? Must we help the <u>goat</u> in the <u>boat</u> ? Must we help the <u>goat</u> in the <u>boat</u> on the <u>road</u> ?				
	WRITE	1. Where is the boat? The boat is in the _____. 2. What is in the boat? The _____ is in the boat.				

WEDNESDAY ACTIVITY 2





	READ	Read the  and  words from Activity 1.
	WRITE	Write the  words and  words in your dictionary. Write a sentence with: friend Write a question with: soap

THURSDAY ACTIVITY 1





	LOOK & SAY	eat	phone	scared	help	friend			
	SOUND OUT	stop		must		just		bust	
		boast		boat		road		coat	

	READ		<p>The fish are scared. The fish are scared for their friend. The fish <u>must</u> help. The fish <u>must</u> help their friend. They <u>must</u> <u>stop</u> and help their friend! They <u>must</u> <u>phone</u>. They <u>must</u> <u>just</u> <u>phone</u>. They <u>must</u> <u>just</u> <u>phone</u> Wendy. They <u>must</u> <u>just</u> <u>phone</u> Wendy to help. They <u>must</u> <u>just</u> <u>phone</u> Wendy to help their friend. The shark <u>must</u> not eat their friend. Wendy <u>must</u> <u>stop</u> the shark! Will Wendy <u>stop</u> the shark? Will Wendy help?</p>
---	------	--	--





THURSDAY ACTIVITY 2

	READ	Read the  and  words from Activity 1.
	WRITE	<ol style="list-style-type: none">Who is scared? The _____ are scared.Who are they scared for? They are scared for their _____.Who must they phone? They must phone _____.Who wants to eat their friend? The _____ wants to eat their friend.Who must stop the shark? _____ must stop the shark.

FRIDAY ACTIVITY 1

	READ	Read all the  and  words again.
	READ	Read the story from Thursday Activity 1.

FRIDAY ACTIVITY 2







	READ	Read all the  and  words again.
	WRITE	Write the sentences in your book. Fix the mistakes. <ol style="list-style-type: none">they must stop and help their friendthey must just phone wendy to helpwill wendy stop the shark

HOME LANGUAGE WORKSHEET






ENGLISH GRADE 3 TERM 1

WEEK 4



MONDAY ACTIVITY 1


	LOOK & SAY	please	ruin	why	knock	sorry
	SOUND OUT	strong	goat	roast	must	
		stop	soak	road	toad	
	READ	<p><u>Must I roast?</u> <u>Must I roast</u> the <u>goat</u>? <u>Must I soak</u> the <u>goat</u>? <u>Must I soak</u> and <u>roast</u> the <u>goat</u>? You <u>must stop</u>! You <u>must not roast</u> the <u>goat</u>. You <u>must not soak</u> the <u>goat</u>. You <u>must not soak</u> and <u>roast</u> the <u>goat</u>. Why <u>must I not roast</u> the <u>goat</u>? Why <u>must I not soak</u> the <u>goat</u>? Why <u>must I not soak</u> and <u>roast</u> the <u>goat</u>?</p>				
	WRITE	Write the  and  words in your dictionary.				


MONDAY ACTIVITY 2

	READ	Read the  and  words from Activity 1.
	READ	<p>Can you see the <u>toad</u>? Can you see the <u>toad</u> in the <u>road</u>? The <u>toad</u> is <u>strong</u>. The <u>toad</u> in the <u>road</u> is <u>strong</u>. <u>Must I stop</u>? <u>Must I stop</u> so you can see? I will <u>stop</u>. I will <u>stop</u> so you can see. I will <u>stop</u> so you can see the <u>toad</u>. I will <u>stop</u> so you can see the <u>toad</u> in the <u>road</u>. I will <u>stop</u> so you can see the <u>strong toad</u> in the <u>road</u>.</p>
	WRITE	<p>Write a sentence with: knock Write a question with: stop</p>

TUESDAY ACTIVITY 1


	LOOK & SAY	please	ruin	why	knock	sorry
	SOUND OUT	drip	drop	drag	drum	
		drink	dream	dress	drift	

	READ	<p>I must not <u>drip</u> the <u>drink</u>. I must not <u>drip</u> the <u>drink</u> on her <u>dress</u>. I must not <u>drag</u>. I must not <u>drag</u> her <u>dress</u>. I must not <u>drop</u>. I must not <u>drop</u> her <u>dress</u>. It will ruin her <u>dress</u>. It will ruin her <u>dress</u> if I <u>drip</u> the <u>drink</u> on it. It will ruin her <u>dress</u> if I <u>drag</u> it. It will ruin her <u>dress</u> if I <u>drop</u> it. She will be sad. She will be sad if I ruin her <u>dress</u>.</p>
---	-------------	---

	WRITE	<p>1. What must I not ruin? I must not ruin her _____.</p> <p>2. How will she feel if I ruin her dress? She will feel _____ if I ruin her dress.</p>
---	--------------	--


TUESDAY ACTIVITY 2


	READ	Read the  and  words from Activity 1.
---	-------------	---


	WRITE	Write a sentence with: drum Write a question with: why
--	--------------	---

WEDNESDAY ACTIVITY 1







	LOOK & SAY	please	ruin	why	knock	sorry
---	-----------------------	--------	------	-----	-------	-------

	SOUND OUT	tree	seem	queen	weed
		street	free	speed	sweet

	READ	<p>I see a <u>queen</u>. I see a <u>sweet queen</u> in the <u>tree</u>. I see a <u>sweet queen</u> in the <u>tree</u> by the <u>street</u>. Why is the <u>sweet queen</u> in the <u>tree</u>? Why is the <u>sweet queen</u> in the <u>tree</u> by the <u>street</u>? The <u>queen</u> wants to be <u>free</u>. The <u>sweet queen</u> wants to be <u>free</u>. She wants to be <u>free</u> to sit in the <u>tree</u>. Why does the <u>sweet queen</u> want to be <u>free</u> to sit in the <u>tree</u>?</p>
---	-------------	---



	<p>WRITE</p>	<p>1. Where is the queen? The queen is in the ____.</p> <p>2. Why is the queen in the tree? The queen is in the tree because she wants to be ____.</p>
---	---------------------	--

WEDNESDAY ACTIVITY 2





	<p>READ</p>	<p>Read the  and  words from Activity 1.</p>
	<p>WRITE</p>	<p>Write the  words and  words in your dictionary. Write a sentence with: queen Write a question with: please</p>

THURSDAY ACTIVITY 1





	<p>LOOK & SAY</p>	<p>please</p>	<p>ruin</p>	<p>why</p>	<p>knock</p>	<p>sorry</p>
	<p>SOUND OUT</p>	<p>dream</p>	<p>drink</p>	<p>drop</p>	<p>drag</p>	
		<p>seem</p>	<p>sweet</p>	<p>speed</p>	<p>street</p>	

	<p>READ</p>	<div style="display: flex; align-items: center;">  <div style="margin-left: 20px;"> <p>Mbuso has a dream. He has a dream to build a big sandcastle. The girl will come. She will come to knock it down. She is not sweet! She is not a sweet girl! Why will she knock the sandcastle? Why will she knock the sandcastle down? She will run with speed. She will run with speed and knock it down. How will Mbuso feel? Will the girl say sorry? Will the girl say sorry to Mbuso?</p> </div> </div>
---	--------------------	---





THURSDAY ACTIVITY 2

	READ	Read the  and  words from Activity 1.
	WRITE	<ol style="list-style-type: none">Who has a dream to build a big sandcastle? _____ has a dream to build a big sandcastle.What will the girl do to the sandcastle? The girl will _____ the sandcastle down.How will she run? She will run with _____.Is the girl a sweet girl? Yes/No, The girl is/ is not a sweet girl.Do you think the girl should say sorry to Mbuso? Yes/ No, I do/do not think the girl should say sorry to Mbuso.

FRIDAY ACTIVITY 1

	READ	Read all the  and  words again.
	READ	Read the story from Thursday Activity 1.

FRIDAY ACTIVITY 2







	READ	Read all the  and  words again.
	WRITE	Write the sentences in your book. Fix the mistakes. <ol style="list-style-type: none">she is not sweethow will mbuso feelwill the girl say sorry to mbuso

HOME LANGUAGE WORKSHEET






ENGLISH GRADE 3 TERM 1

WEEK 5

MONDAY ACTIVITY 1



	LOOK & SAY	over	hurt	won	shoes	like
	SOUND OUT	feel	dream	drink	free	
		drop	street	drift	speed	
	READ	I like to <u>feel free</u> . I like to <u>dream of speed</u> . I like to <u>feel free and dream of speed</u> in the <u>street</u> . I like to <u>feel free and dream of speed</u> in the <u>street</u> , but I do not want to get hurt. I will just <u>dream</u> . I will just <u>dream of speed</u> . I will just <u>dream of speed</u> in the <u>street</u> .				
	WRITE	Write the  and  words in your dictionary.				

MONDAY ACTIVITY 2





	READ	Read the  and  words from Activity 1.
	READ	I must not <u>drop my drink</u> . I must not <u>drop my drink</u> in the <u>street</u> . My mom will not like it. She will not like it if I <u>drop my drink</u> . She will not like it if I <u>drop my drink</u> in the <u>street</u> . I will <u>feel bad</u> . I will <u>feel bad</u> if I <u>drop my drink</u> . I will <u>feel bad</u> if I <u>drop my drink</u> in the <u>street</u> . I will <u>feel bad</u> if I make my mom mad.
	WRITE	Write a sentence with: won Write a question with: drop

TUESDAY ACTIVITY 1




	LOOK & SAY	over	hurt	won	shoes	like
	SOUND OUT	grab	grin	groan	green	
		grass	grand	great	grade	


	READ	I feel <u>great</u> . I feel <u>grand</u> . I feel <u>great</u> and <u>grand</u> . I feel <u>great</u> and <u>grand</u> to be in the next <u>grade</u> . I <u>grin</u> . I <u>grin</u> when I feel <u>great</u> . I <u>grin</u> when I feel <u>grand</u> . I <u>grin</u> when I feel <u>great</u> and <u>grand</u> . Do you <u>grin</u> ? Do you <u>grin</u> when you feel <u>great</u> ? Do you <u>grin</u> when you feel <u>grand</u> ? Do you <u>grin</u> when you feel <u>great</u> and <u>grand</u> ?
	WRITE	1. How do I feel? I feel ____ and ____. 2. What do I do when I feel great and grand? I ____ when I feel great and grand.

TUESDAY ACTIVITY 2

	READ	Read the  and  words from Activity 1.
	WRITE	Write a sentence with: shoes Write a question with: grade







WEDNESDAY ACTIVITY 1

	LOOK & SAY	over	hurt	won	shoes	like
	SOUND OUT	moon	spoon	soon	groom	
		loom	pool	zoom	food	
	READ	I like to eat <u>food</u> . I like to eat <u>food</u> in the <u>pool</u> . I like to eat <u>food</u> in the <u>pool</u> with a <u>spoon</u> . I drop <u>food</u> . I drop <u>food</u> in the <u>pool</u> . My dad will not like it. He will not like <u>food</u> in the <u>pool</u> . I must not eat in the <u>pool</u> . I must not eat <u>food</u> in the <u>pool</u> . I must not eat <u>food</u> in the <u>pool</u> with a <u>spoon</u> . I must not drop <u>food</u> in the <u>pool</u> !				



	WRITE	1. Where do I like to eat food? I like to eat food in the ____.
---	-------	--



		2. What do I drop in the pool? I drop _____ in the pool.
--	--	---

WEDNESDAY ACTIVITY 2




	READ	Read the  and  words from Activity 1.
	WRITE	Write the  words and  words in your dictionary. Write a sentence with: moon Write a question with: like


THURSDAY ACTIVITY 1

	LOOK & SAY	over	hurt	won	shoes	like
	SOUND OUT	grand	grin	great	green	
		zoom	soon	loom	food	





	READ	 <p>Zodwa like to run. Zodwa is a <u>great</u> runner. She has no shoes. Her feet hurt. Her feet hurt when she runs with no shoes. The lady will give her shoes. She will give her <u>green</u> shoes. Zodwa will be the best runner with her <u>green</u> shoes! She <u>zoomed</u> down the track. She <u>zoomed</u> down the track with her <u>green</u> shoes. She won! Zodwa won! Zodwa feels <u>great</u>! She feels <u>grand</u>!</p>
---	-------------	---

THURSDAY ACTIVITY 2





	READ	Read the  and  words from Activity 1.
	WRITE	1. What does Zodwa like to do?

		<p>Zodwa likes to _____.</p> <p>2. Who is a great runner? _____ is a great runner.</p> <p>3. Who will give her shoes? The _____ will give her shoes.</p> <p>4. What colour shoes will Zodwa get? Zodwa will get _____ shoes.</p> <p>5. Who won the race? _____ won the race.</p>
---	--	--

FRIDAY ACTIVITY 1

	<p>READ</p>	<p>Read all the  and  words again.</p>
	<p>READ</p>	<p>Read the story from Thursday Activity 1.</p>

FRIDAY ACTIVITY 2






	<p>READ</p>	<p>Read all the  and  words again.</p>
	<p>WRITE</p>	<p>Write the sentences in your book. Fix the mistakes.</p> <ol style="list-style-type: none"> 1. zodwa will be the best runner with her green shoes 2. she zoomed down the track 3. zodwa feels great

HOME LANGUAGE WORKSHEET






ENGLISH GRADE 3 TERM 1

WEEK 6

MONDAY ACTIVITY 1




	LOOK & SAY	different	dance	beauty	because	one
	SOUND OUT	grass	green	great		grin
		moon	soon	food		spoon
	READ	<p>I will dance. I will dance on the <u>grass</u>. I will dance on the <u>green grass</u>. I will dance on the <u>green grass</u> under the <u>moon</u>. I will dance on the <u>green grass</u> under the <u>moon</u> with a <u>spoon</u>. I will dance a <u>great</u> dance on the <u>green grass</u> under the <u>moon</u> with a <u>spoon</u>. I will dance <u>soon</u>. <u>Soon</u> I will dance a <u>great</u> dance on the <u>green grass</u> under the <u>moon</u> with a <u>spoon</u>.</p>				
	WRITE	Write the  and  words in your dictionary.				

MONDAY ACTIVITY 2





	READ	Read the  and  words from Activity 1.				
	READ	<p>I <u>grin</u>. I <u>grin</u> at the <u>moon</u>. I <u>grin</u> at the <u>great moon</u>. Do you <u>grin</u>? Do you <u>grin</u> at the <u>great moon</u>? I <u>grin</u> because the <u>moon</u> is full of beauty I <u>grin</u> at the <u>great moon</u> because it is full of beauty. Do you think the <u>moon</u> is full of <u>beauty</u>? Do you <u>grin</u> at the <u>great moon</u> because it is full of beauty? You must <u>grin</u> at the <u>great moon</u> because it is full of beauty!</p>				
	WRITE	<p>Write a sentence with: soon Write a question with: different</p>				

TUESDAY ACTIVITY 1




	LOOK & SAY	different	dance	beauty	because	one
--	------------	-----------	-------	--------	---------	-----


	SOUND OUT	ship	shop	shin	shot
		bash	mash	fish	wish
	READ	I <u>wish</u> . I <u>wish</u> I can go on a <u>ship</u> . I <u>wish</u> I can go on a big <u>ship</u> . I <u>wish</u> I can go on a big <u>ship</u> that has a <u>shop</u> . I <u>wish</u> I can go on a big <u>ship</u> so I can <u>fish</u> . Do you <u>wish</u> ? Do you <u>wish</u> to go on a <u>ship</u> ? Do you <u>wish</u> to go on a big <u>ship</u> ? Do you <u>wish</u> to go on a big <u>ship</u> that has a <u>shop</u> ? Do you <u>wish</u> to go on a big <u>ship</u> so you can <u>fish</u> ?			
	WRITE	1. What do I wish I can go on? I wish I can go on a _____.			
		2. What do I want to do on the big ship? I want to _____ on the big ship.			

TUESDAY ACTIVITY 2

	READ	Read the  and  words from Activity 1.
	WRITE	Write a sentence with: because Write a question with: mash




WEDNESDAY ACTIVITY 1

	LOOK & SAY	different	dance	beauty	because	one
	SOUND OUT	thin	thick	thud	three	
		moth	with	math	bath	
	READ	I see a <u>moth</u> . I see a <u>moth</u> on the <u>bath</u> . I see the <u>moth</u> on the <u>bath</u> <u>with</u> <u>thin</u> wings. I see the <u>moth</u> <u>with</u> the <u>thin</u> wings dance on the <u>bath</u> . Can you see the <u>moth</u> ? Can you see the <u>moth</u> on the <u>bath</u> ? Can you see the <u>moth</u> on the <u>bath</u> <u>with</u> the <u>thin</u> wings? Can you see the <u>moth</u> <u>with</u> the <u>thin</u> wings dance on the <u>bath</u> ? Why is the <u>moth</u> on the <u>bath</u> ? Why is the <u>moth</u> <u>with</u> the <u>thin</u> wings on the <u>bath</u> ?				

	WRITE	<p>1. What can I see? I can see a ____.</p> <p>2. Where is the moth? The moth is on the ____.</p>
---	--------------	---


WEDNESDAY ACTIVITY 2

	READ	Read the  and  words from Activity 1.
---	-------------	---

	WRITE	Write the  words and  words in your dictionary. Write a sentence with: three Write a question with: one
---	--------------	---


THURSDAY ACTIVITY 1

	LOOK & SAY	different	dance	beauty	because	one
	SOUND OUT	with	thin	thick	three	
		shin	wish	bash	shop	

	READ	<div data-bbox="416 1093 799 1771" data-label="Image"> </div> <p>Musa likes to dance. He is different. He is different because he has only one leg! He is not scared to dance. He is not scared to dance <u>with</u> one leg. He dances <u>with</u> beauty. He had a dream. He had a <u>wish</u>. He wanted to be the best. He wanted to be the best dancer! He had a dream and a <u>wish</u> to be the best dancer. Did Musa stop? He did not stop because he had only one leg!</p>
---	-------------	--

THURSDAY ACTIVITY 2

	READ	Read the  and  words from Activity 1.
---	-------------	---

	<p>WRITE</p>	<ol style="list-style-type: none"> 1. What does Musa like to do? Musa likes to _____. 2. Why is Musa different? Musa is different because _____. 3. How does Musa dance? Musa dances with _____. 4. What did Musa want to be? Musa wanted to be the _____. 5. Did Musa stop because he only had one leg? Yes/No, Musa did/did not stop because he only had one leg.
---	---------------------	--


FRIDAY ACTIVITY 1

	<p>READ</p>	<p>Read all the  and  words again.</p>
---	--------------------	--

	<p>READ</p>	<p>Read the story from Thursday Activity 1.</p>
--	--------------------	---

FRIDAY ACTIVITY 2







	<p>READ</p>	<p>Read all the  and  words again.</p>
---	--------------------	--

	<p>WRITE</p>	<p>Write the sentences in your book. Fix the mistakes.</p> <ol style="list-style-type: none"> 1. he is different because he has only one leg 2. he wanted to be the best dancer 3. did musa stop
---	---------------------	---






HOME LANGUAGE WORKSHEET
ENGLISH TERM 1

WEEK 7

MONDAY ACTIVITY 1




	LOOK & SAY	always	special	toy	idea	hair
	SOUND OUT	with	three	thin	bath	
		wish	shop	bash	fish	
	READ	I <u>wish</u> . I <u>wish</u> I had <u>three</u> <u>fish</u> . I <u>wish</u> I had <u>three</u> <u>fish</u> in my <u>bath</u> . I <u>wish</u> I had <u>three</u> <u>fish</u> to swim <u>with</u> me. I <u>wish</u> I had <u>three</u> <u>fish</u> to swim <u>with</u> me in the <u>bath</u> . Do you <u>wish</u> you had <u>fish</u> ? Do you <u>wish</u> you had <u>fish</u> in the <u>bath</u> ? Do you <u>wish</u> you had <u>fish</u> to swim <u>with</u> you? Do you <u>wish</u> you had <u>fish</u> to swim in the <u>bath</u> <u>with</u> you?				
	WRITE	Write the  and  words in your dictionary.				

MONDAY ACTIVITY 2





	READ	Read the  and  words from Activity 1.				
	READ	I will go. I will go to the <u>shop</u> . I will go to the <u>shop</u> <u>with</u> my mom. I will go to the <u>fish</u> <u>shop</u> . I will go to the <u>fish</u> <u>shop</u> <u>with</u> my mom. I will go to the <u>fish</u> <u>shop</u> <u>with</u> my mom because she wants to eat <u>fish</u> . I will go to the <u>fish</u> <u>shop</u> <u>with</u> my mom because she wants to eat <u>fish</u> for dinner. I like to eat <u>fish</u> . I like to eat <u>fish</u> for dinner. Do you like to eat <u>fish</u> ? Do you like to eat <u>fish</u> for dinner?				
	WRITE	Write a sentence with: toy Write a question with: thin				

TUESDAY ACTIVITY 1




	LOOK & SAY	always	special	toy	idea	hair
--	------------	--------	---------	-----	------	------


	SOUND OUT	chin	chop	chip	chain
		rich	such	much	chair
	READ	I sit. I always sit. I sit on my <u>chair</u> . I always sit on my <u>chair</u> . I sit on my <u>chair</u> and eat my <u>chips</u> . I always sit on my <u>chair</u> and eat my <u>chips</u> . I sit on my <u>chair</u> and eat my <u>chop</u> . I always sit on my <u>chair</u> and eat my <u>chop</u> . I sit on my <u>chair</u> and I eat my <u>chips</u> and my <u>chop</u> . I always sit on my <u>chair</u> and eat my <u>chips</u> and my <u>chop</u> .			
	WRITE	1. Where do I always sit? I always sit on my _____. 2. What do I always eat? I always my _____ and my _____.			

TUESDAY ACTIVITY 2







	READ	Read the  and  words from Activity 1.
	WRITE	Write a sentence with: chin Write a question with: hair

WEDNESDAY ACTIVITY 1



	LOOK & SAY	always	special	toy	idea	hair
	SOUND OUT	crib	crab	crop	crack	
		crash	crunch	cry	cried	
	READ	I hear a <u>crash</u> . I hear a <u>crunch</u> . I see a <u>crab</u> . I see a <u>crab</u> <u>crunch</u> my <u>chips</u> . I see a <u>crab</u> <u>crack</u> my <u>chips</u> . I see a big <u>crab</u> <u>crunch</u> and <u>crack</u> my <u>chips</u> ! I <u>cried</u> . I <u>cried</u> when the <u>crab</u> <u>crunched</u> my <u>chips</u> . I <u>cried</u> when the <u>crab</u> <u>cracked</u> my <u>chips</u> . I <u>cried</u> when the <u>crab</u> <u>crunched</u> and <u>cracked</u> my <u>chips</u> . Do you think you would <u>cry</u> ? Would you <u>cry</u> if a <u>crab</u> <u>crunched</u> and <u>cracked</u> your <u>chips</u> ?				



	WRITE	<p>1. What can I see? I can see a ____.</p> <p>2. What did I do when the crab crunched and cracked my chips? I _____ when the crab crunched and cracked my chips.</p>
--	--------------	---

WEDNESDAY ACTIVITY 2





	READ	Read the  and  words from Activity 1.
	WRITE	Write the  words and  words in your dictionary. Write a sentence with: idea Write a question with: cry

THURSDAY ACTIVITY 1

	LOOK & SAY	always	special	toy	idea	hair
	SOUND OUT	chop	much	chair	such	
		cry	cried	crash	crop	

	READ	<div style="display: flex; align-items: center;">  <div style="margin-left: 20px;"> <p>Marie has a special toy. Teddy is her special toy. Marie always had Teddy with her. One day Josh had an idea. He will cut Teddy's hair! He will take Teddy and <u>chop</u> his hair. He thinks it is <u>such</u> a good idea! Do you think it is a good idea? Marie will <u>cry</u>. Marie will <u>cry</u> when she sees Teddy. Marie did <u>cry</u>. Marie <u>cried</u> when she saw Teddy. It was not <u>such</u> a good idea to <u>chop</u> Teddy's hair.</p> </div> </div>
--	-------------	---





THURSDAY ACTIVITY 2

	READ	Read the  and  words from Activity 1.
	WRITE	<ol style="list-style-type: none">Who is Marie's special toy? _____ is Marie's special toy.Who had an idea? _____ had an idea.What will Josh do to Teddy's hair? Josh will _____ Teddy's hair.What will Marie do when she sees Teddy? Marie will _____ when she sees Teddy.Was it a good idea to chop Teddy's hair? Yes/No, it was/ was not a good idea to chop Teddy's hair.

FRIDAY ACTIVITY 1

	READ	Read all the  and  words again.
	READ	Read the story from Thursday Activity 1.


FRIDAY ACTIVITY 2

	READ	Read all the  and  words again.
	WRITE	Write the sentences in your book. Fix the mistakes. <ol style="list-style-type: none">he will cut teddy's hairdo you think it is a good ideait was not such a good idea to chop teddy's hair






HOME LANGUAGE WORKSHEET
ENGLISH GRADE 3 TERM 1

WEEK 8


MONDAY ACTIVITY 1




	LOOK & SAY	alone	leave	around	play	thought
	SOUND OUT	chin	chop	chain	much	
		crack	crash	cry	crab	
	READ	I will <u>cry</u> . I will <u>cry</u> if I <u>crack</u> my <u>chin</u> . I will <u>cry</u> if I <u>crack</u> my <u>chin</u> on the <u>chain</u> . I will <u>cry</u> . I will <u>cry</u> if I <u>crash</u> my <u>chin</u> . I will <u>cry</u> if I <u>crash</u> my <u>chin</u> on the <u>chain</u> . I will <u>cry</u> if I <u>crack</u> and <u>crash</u> my <u>chin</u> on the <u>chain</u> . Will you <u>cry</u> ? Will you <u>cry</u> if you <u>crack</u> your <u>chin</u> on the <u>chain</u> ? Will you <u>cry</u> if you <u>crash</u> your <u>chin</u> on the <u>chain</u> ?				
	WRITE	Write the  and  words in your dictionary.				

MONDAY ACTIVITY 2





	READ	Read the  and  words from Activity 1.
	READ	The <u>crab</u> will <u>chop</u> . The <u>crab</u> will <u>crack</u> . The <u>crab</u> will <u>chop</u> and <u>crack</u> . What will the <u>crab</u> <u>chop</u> ? What will the <u>crab</u> <u>crack</u> ? What will the <u>crab</u> <u>chop</u> and <u>crack</u> ? The <u>crab</u> will <u>chop</u> the rock. The <u>crab</u> will <u>crack</u> the rock. The <u>crab</u> will <u>chop</u> and <u>crack</u> the rock. Will you <u>cry</u> ? Will you <u>cry</u> when the <u>crab</u> <u>chops</u> the rock? Will you <u>cry</u> when the <u>crab</u> <u>cracks</u> the rock?
	WRITE	Write a sentence with: crash Write a question with: crab

TUESDAY ACTIVITY 1



	LOOK & SAY	alone	leave	around	play	thought
--	------------	-------	-------	--------	------	---------


	SOUND OUT	stood	look	book	took
		shook	hook	foot	wood
	READ	I <u>stood</u> . I <u>stood</u> alone. I <u>stood</u> alone to <u>look</u> around. I <u>looked</u> . I <u>looked</u> at the <u>book</u> . I <u>looked</u> at the <u>book</u> with the <u>hook</u> . I <u>took</u> . I <u>took</u> the <u>book</u> . I <u>took</u> the <u>book</u> with the <u>hook</u> . I <u>shook</u> . I <u>shook</u> when I <u>looked</u> at the <u>book</u> . I <u>shook</u> when I <u>looked</u> at the <u>book</u> with the <u>hook</u> . I will leave the <u>book</u> . I will leave the <u>book</u> with the <u>hook</u> .			
	WRITE	1. Why did I stand alone? I stood alone to ____.			
		2. What did I do when I looked at the book with the hook? I ____ when I looked at the book with the hook.			


TUESDAY ACTIVITY 2

	READ	Read the  and  words from Activity 1.
	WRITE	Write a sentence with: foot Write a question with: play

WEDNESDAY ACTIVITY 1




	LOOK & SAY	alone	leave	around	play	thought
	SOUND OUT	sing	song	king	swing	
		sting	ring	sung	rang	

	READ	<p>I see the <u>king</u>. I see the <u>king sing</u>. I see the <u>king sing</u> a <u>song</u>. The <u>king</u> is on the <u>swing</u>. I see the <u>king</u> on the <u>swing</u>. I see the <u>king sing</u> on the <u>swing</u>. I see the <u>king sing</u> a <u>song</u> on the <u>swing</u>. He has a <u>ring</u>. I see the <u>king</u> with a <u>ring</u>. I see the <u>king</u> with a <u>ring</u> on the <u>swing</u>. I see the <u>king</u> with a <u>ring</u> <u>sing</u> a <u>song</u> on the <u>swing</u>.</p>
--	-------------	--



	WRITE	<p>1. Who can I see? I can see the ____.</p> <p>2. Where is the king? The king is on the ____.</p>
--	--------------	--


WEDNESDAY ACTIVITY 2

	READ	Read the  and  words from Activity 1.
--	-------------	---





	WRITE	Write the  words and  words in your dictionary. Write a sentence with: sting Write a question with: leave
---	--------------	---

THURSDAY ACTIVITY 1

	LOOK & SAY	alone	leave	around	play	thought
	SOUND OUT	stood	look	shook		took
		sing	sung	swing		ring

	READ	<div data-bbox="384 1451 746 1984" data-label="Image"> </div> <p>Fanisa thought no one will play with her. She stood with Ntsako. She did not want to be alone. She would not leave Ntsako alone. She stood with Ntsako all day. Fanisa thought no one will play with her because she looks different. Ntsako told Fanisa to leave her alone. She did not want Fanisa around all the time! Fanisa was so sad. She sat and cried alone.</p>
--	-------------	--





THURSDAY ACTIVITY 2

	READ	Read the  and  words from Activity 1.
	WRITE	<ol style="list-style-type: none">Who thought no one would play with her? _____ thought no one would play with her.Who did she stand with? She stood with _____.When did she stand with Ntsako? She stood with Ntsako _____.Why did Fanisa think no one would play with her? Fanisa thought no one would play with her because _____.How did Fanisa feel when Ntsako told her that she did not want her around all the time? Fanisa felt _____ when Ntsako told her that she did not want her around all the time.

FRIDAY ACTIVITY 1

	READ	Read all the  and  words again.
	READ	Read the story from Thursday Activity 1.

FRIDAY ACTIVITY 2

	READ	Read all the  and  words again.
	WRITE	Write the sentences in your book. Fix the mistakes. <ol style="list-style-type: none">she stood with ntsakontsako told fanisa to leave her aloneshe did not want fanisa around all the time






HOME LANGUAGE WORKSHEET
ENGLISH GRADE 3 TERM 1

WEEK 9


MONDAY ACTIVITY 1




	LOOK & SAY	poor	magic	money	about	giant
	SOUND OUT	sing	song	ring	swing	
		took	shook	stood	look	
	READ	I will <u>sing</u> . I will <u>sing</u> a <u>song</u> about a poor giant. I will <u>sing</u> a magic <u>song</u> about a poor giant. I will <u>sing</u> a magic <u>song</u> about a poor giant that had no money. Will you <u>sing</u> with me? Will you <u>sing</u> the <u>song</u> with me? Will you <u>sing</u> the <u>song</u> about a poor giant with me? Will you <u>sing</u> the magic <u>song</u> about a poor giant with me? Will you <u>sing</u> the magic <u>song</u> about a poor giant that had no money with me?				
	WRITE	Write the  and  words in your dictionary.				

MONDAY ACTIVITY 2





	READ	Read the  and  words from Activity 1.				
	READ	I <u>took</u> the <u>ring</u> . I <u>took</u> the magic <u>ring</u> . I <u>took</u> that magic <u>ring</u> to the <u>swing</u> . I will sit. I will sit on the <u>swing</u> . I will sit on the <u>swing</u> with the <u>ring</u> . I will sit n the <u>swing</u> with the magic <u>ring</u> . I will <u>look</u> . I will <u>look</u> at the <u>ring</u> . I will <u>look</u> at the <u>ring</u> as I sit on the <u>swing</u> . I will <u>look</u> at the magic <u>ring</u> as I sit on the <u>swing</u> .				
	WRITE	Write a sentence with: money Write a question with: song				

TUESDAY ACTIVITY 1




	LOOK & SAY	poor	magic	money	about	giant
--	------------	------	-------	-------	-------	-------


	SOUND OUT	car	far	tar	hard
		scar	star	jar	dark
	READ	I see a <u>car</u> . I see a <u>car</u> on the <u>tar</u> road. I see a <u>car</u> on the <u>dark tar</u> road. It has a <u>star</u> . The <u>car</u> has a <u>star</u> . I see a <u>car</u> with a <u>star</u> on the <u>dark tar</u> road. Can you see the <u>car</u> ? Can you see the <u>car</u> on the <u>tar</u> road? Can you see the <u>car</u> on the <u>dark tar</u> road? Can you see the <u>car</u> with the <u>star</u> on the <u>dark tar</u> road?			
	WRITE	1. What can I see? I can see a ____. 2. Where is the car? The car is on the _____.			

TUESDAY ACTIVITY 2

	READ	Read the  and  words from Activity 1.
	WRITE	Write a sentence with: star Write a question with: about




WEDNESDAY ACTIVITY 1

	LOOK & SAY	poor	magic	money	about	giant
	SOUND OUT	fork	born	storm	torch	
		short	sport	sort	north	
	READ	I have a <u>fork</u> . I will eat with the <u>fork</u> . I will eat <u>pork</u> with the <u>fork</u> . Will you eat with me? Will you eat <u>pork</u> with a <u>fork</u> with me? I am not poor. I have lots of money. I can eat lots of <u>pork</u> . I like to eat <u>pork</u> . I like to eat <u>pork</u> with a <u>fork</u> . I like to eat lots of <u>pork</u> with a <u>fork</u> . Do you like to eat <u>pork</u> ? Do you like to eat <u>pork</u> with a <u>fork</u> ? Do you like to eat lots of <u>pork</u> with a <u>fork</u> ?				

	WRITE	<p>3. What will I eat with? I will eat with a ____.</p> <p>4. What do I like to eat? I like to eat ____.</p>
--	--------------	--


WEDNESDAY ACTIVITY 2

	READ	Read the  and  words from Activity 1.
--	-------------	---





	WRITE	Write the  words and  words in your dictionary. Write a sentence with: sport Write a question with: money
--	--------------	---

THURSDAY ACTIVITY 1

	LOOK & SAY	poor	magic	money	about	giant
	SOUND OUT	sort	born	storm		short
		dark	hard	star		far

	READ	<div data-bbox="370 1061 1024 1756" data-label="Image"> </div> <p>Jack is poor. Jack and his mom are poor. They have no money. They thought. They thought about the giant. They thought about the giant that took their magic hen. They wished for their magic hen back. Jack will go. He will go to the giant. He will go to get the magic hen. He will go to get the magic hen back from the giant. Jack and his mom are not poor anymore. They have the magic hen! Jack took the magic hen from the giant!</p>
--	-------------	---





THURSDAY ACTIVITY 2

	READ	Read the  and  words from Activity 1.
	WRITE	<ol style="list-style-type: none">1. Who is poor? _____ and his _____ are poor.2. Who took their magic hen? The _____ took their magic hen.3. Who will go get the magic hen? _____ will go get the magic hen.4. Why are Jack and his mom not poor anymore? Jack and his mom are not poor anymore because _____.5. How did they get the magic hen back? _____ took the magic hen from the _____.

FRIDAY ACTIVITY 1

	READ	Read all the  and  words again.
	READ	Read the story from Thursday Activity 1.







FRIDAY ACTIVITY 2

	READ	Read all the  and  words again.
	WRITE	Write the sentences in your book. Fix the mistakes. <ol style="list-style-type: none">1. jack and his mom are poor2. he will go to get the magic hen back from the giant3. jack took the magic hen from the giant






HOME LANGUAGE WORKSHEET
ENGLISH GRADE 3 TERM 1

WEEK 10


MONDAY ACTIVITY 1

	LOOK & SAY	picture	colourful	words	read	write
	SOUND OUT	ship	must	great	story	
		book	hard	chair	with	
	READ	I <u>must</u> look. I <u>must</u> look at the <u>book</u> . I <u>must</u> look at the <u>book</u> about <u>ships</u> . I <u>must</u> sit. I <u>must</u> sit on the <u>chair</u> . I <u>must</u> sit on the <u>chair</u> and look. I <u>must</u> sit on the <u>chair</u> and look at the <u>book</u> . I <u>must</u> sit on the <u>chair</u> and look at the <u>book</u> about <u>ships</u> . I <u>must</u> read. I <u>must</u> sit and read. I <u>must</u> sit and read the <u>story</u> in the <u>book</u> about <u>ships</u> .				
	WRITE	Write the  and  words in your dictionary.				

MONDAY ACTIVITY 2

	READ	Read the  and  words from Activity 1.
	READ	I like to read. I like to read I like to read. I <u>must</u> read a <u>story</u> . I <u>must</u> read a <u>story</u> about a king. I <u>must</u> read a <u>story</u> about a king and his <u>ship</u> . I <u>must</u> read a <u>story</u> about a <u>great</u> king and his colourful <u>ship</u> . I will read <u>with</u> my mom. My mom also likes to read. My mom will read the <u>story</u> <u>with</u> me. She will read the <u>story</u> about the king and his <u>ship</u> <u>with</u> me. She will read the <u>story</u> about the <u>great</u> king and his colourful <u>ship</u> <u>with</u> me.
	WRITE	Write a sentence with: picture Write a question with: hard

TUESDAY ACTIVITY 1

	LOOK & SAY	picture	colourful	words	read	write
--	------------	---------	-----------	-------	------	-------


	SOUND OUT	turn	nurse	hurt	burn
		burnt	burst	church	surf
	READ	I <u>hurt</u> my leg. I <u>hurt</u> my leg in <u>church</u> . I <u>burnt</u> my leg. I <u>burnt</u> my leg in <u>church</u> . How did you <u>hurt</u> your leg? How did you <u>hurt</u> your leg in <u>church</u> ? How did you <u>burn</u> your leg? How did you <u>burn</u> your leg in <u>church</u> ? You must go to the <u>nurse</u> . The <u>nurse</u> will help you. The <u>nurse</u> will help you with your leg. The <u>nurse</u> will help you with your <u>burnt</u> leg.			
	WRITE	1. Where did I burn my leg? I burnt my leg in ____.			
		2. Who must I go to? I must go to the ____.			

TUESDAY ACTIVITY 2

	READ	Read the and words from Activity 1.
	WRITE	Write a sentence with: write Write a question with: church




WEDNESDAY ACTIVITY 1

	LOOK & SAY	picture	colourful	words	read	write
	SOUND OUT	bird	third	thirst	thirsty	
		chirp	first	shirt	skirt	
	READ	I see a <u>bird</u> . I see a colourful <u>bird</u> . The <u>bird</u> will <u>chirp</u> . The colourful <u>bird</u> will <u>chirp</u> . Can you see the <u>bird</u> ? Can you see the colourful <u>bird</u> ? Can you hear the <u>bird</u> ? Can you hear the colourful <u>bird chirp</u> ? I will write a story. I will write a story about the <u>bird</u> . I will write a story about the colourful <u>bird</u> . Will you read my story? Will you read my story about the colourful <u>bird</u> ?				



	WRITE	<p>3. What kind of bird do I see? I see a _____ bird.</p> <p>4. What will the colourful bird do? I colourful bird will _____.</p>
--	--------------	---



WEDNESDAY ACTIVITY 2

	READ	Read the  and  words from Activity 1.
--	-------------	---





	WRITE	Write the  words and  words in your dictionary. Write a sentence with: first Write a question with: thirsty
--	--------------	---

THURSDAY ACTIVITY 1

	LOOK & SAY	picture	colourful	words	read	write
	SOUND OUT	turn	hurt	burnt		burst
		first	thirsty	bird		shirt

	READ	<div style="display: flex; align-items: center;">  <div style="margin-left: 20px;"> <p>Stacey likes to read. Stacey likes to look at pictures. She likes to look at colourful pictures. She likes to look at the colourful pictures in books. Stacey likes to write. She likes to write stories. Stacey writes words to make a story. She writes words to make a great story. Her dream is to write. Her dream is to write a book. She works hard. She works hard to write a book!</p> </div> </div>
--	-------------	--





THURSDAY ACTIVITY 2

	READ	Read the  and  words from Activity 1.
	WRITE	<ol style="list-style-type: none">Who likes to read? _____ likes to read.What does Stacey like to look at? She likes to look at _____.Who likes to write? _____ likes to write.What does Stacey write to make a story? Stacey writes _____ to make a story.What does Stacey work hard to do? Stacey works hard to _____.

FRIDAY ACTIVITY 1

	READ	Read all the  and  words again.
	READ	Read the story from Thursday Activity 1.

FRIDAY ACTIVITY 2






	READ	Read all the  and  words again.
	WRITE	Write the sentences in your book. Fix the mistakes. <ol style="list-style-type: none">stacey writes words to make a storyher dream is to write a bookshe works hard to write a book

HOME LANGUAGE WORKSHEET






ENGLISH GRADE 3 TERM 1

WEEK 3



MONDAY ACTIVITY 1



	LOOK & SAY	eat	phone	scared	help	friend
	SOUND OUT	call	fun	not	see	
		think	mad	cross	glad	
	READ	I am <u>glad</u> . I am <u>glad</u> to <u>see</u> you are <u>not</u> <u>mad</u> . I am <u>glad</u> to <u>see</u> you are <u>not</u> <u>cross</u> . It is <u>not</u> <u>fun</u> to be <u>mad</u> . It is <u>not</u> <u>fun</u> to be <u>cross</u> . It is <u>fun</u> to be <u>glad</u> . Do you <u>think</u> it is <u>fun</u> ? Do you <u>think</u> it is <u>fun</u> to be <u>mad</u> ? Do you <u>think</u> it is <u>fun</u> to be <u>cross</u> ? I do <u>not</u> <u>think</u> it is <u>fun</u> to be <u>mad</u> and <u>cross</u> .				
	WRITE	Write the  and  words in your dictionary.				

MONDAY ACTIVITY 2





	READ	Read the  and  words from Activity 1.
	READ	Can I <u>call</u> you? Can I <u>call</u> you <u>mad</u> ? Is it <u>fun</u> ? Is it <u>fun</u> to <u>call</u> you <u>mad</u> ? It is <u>not</u> . It is <u>not</u> <u>fun</u> . It is <u>not</u> <u>fun</u> to <u>call</u> you <u>mad</u> . You will be <u>cross</u> . You will be <u>cross</u> if I <u>call</u> you <u>mad</u> . You will <u>not</u> be <u>glad</u> . You will <u>not</u> be <u>glad</u> if I <u>call</u> you <u>mad</u> . I will <u>not</u> <u>call</u> you. I will <u>not</u> <u>call</u> you <u>mad</u> .
	WRITE	Write a sentence with: help Write a question with: think

TUESDAY ACTIVITY 1





	LOOK & SAY	eat	phone	scared	help	friend
	SOUND OUT	stop	stand	must	just	
		strong	rust	bust	strap	

	READ	I <u>must stop</u> . I <u>must just stop</u> . I <u>must stop</u> and think. I <u>must just stop</u> and think. <u>Must I help</u> ? <u>Must I stop</u> to help? <u>Must I stop</u> to help my friend. My friend will be glad. My friend will be glad if I <u>stop</u> . My friend will be glad if I <u>stop</u> to help. He will not be mad. He will not be mad if I <u>stop</u> . He will not be mad if I <u>stop</u> to help.
	WRITE	1. Who must I stop and help? I must stop and help my _____. 2. How will my friend feel if I stop and help? My friend will feel _____ if I stop and help.







TUESDAY ACTIVITY 2

	READ	Read the  and  words from Activity 1.
	WRITE	Write a sentence with: eat Write a question with: strong



WEDNESDAY ACTIVITY 1



	LOOK & SAY	eat	phone	scared	help	friend
	SOUND OUT	boat	coat	road	goat	
	READ	I see a <u>boat</u> . I see a <u>boat</u> on the <u>road</u> . I see a <u>goat</u> in the <u>boat</u> on the <u>road</u> ! Can you see the <u>boat</u> ? Can you see the <u>boat</u> on the <u>road</u> ? Can you the <u>goat</u> in the <u>boat</u> on the <u>road</u> ? Must we help? Must we help the <u>goat</u> ? Must we help the <u>goat</u> in the <u>boat</u> ? Must we help the <u>goat</u> in the <u>boat</u> on the <u>road</u> ?				
	WRITE	1. Where is the boat? The boat is in the _____. 2. What is in the boat? The _____ is in the boat.				

WEDNESDAY ACTIVITY 2





	READ	Read the  and  words from Activity 1.
	WRITE	Write the  words and  words in your dictionary. Write a sentence with: friend Write a question with: soap

THURSDAY ACTIVITY 1





	LOOK & SAY	eat	phone	scared	help	friend			
	SOUND OUT	stop		must		just		bust	
		boast		boat		road		coat	

	READ		<p>The fish are scared. The fish are scared for their friend. The fish <u>must</u> help. The fish <u>must</u> help their friend. They <u>must</u> <u>stop</u> and help their friend! They <u>must</u> <u>phone</u>. They <u>must</u> <u>just</u> <u>phone</u>. They <u>must</u> <u>just</u> <u>phone</u> Wendy. They <u>must</u> <u>just</u> <u>phone</u> Wendy to help. They <u>must</u> <u>just</u> <u>phone</u> Wendy to help their friend. The shark <u>must</u> not eat their friend. Wendy <u>must</u> <u>stop</u> the shark! Will Wendy <u>stop</u> the shark? Will Wendy help?</p>
---	------	--	--





THURSDAY ACTIVITY 2

	READ	Read the  and  words from Activity 1.
	WRITE	<ol style="list-style-type: none">Who is scared? The _____ are scared.Who are they scared for? They are scared for their _____.Who must they phone? They must phone _____.Who wants to eat their friend? The _____ wants to eat their friend.Who must stop the shark? _____ must stop the shark.

FRIDAY ACTIVITY 1

	READ	Read all the  and  words again.
	READ	Read the story from Thursday Activity 1.

FRIDAY ACTIVITY 2







	READ	Read all the  and  words again.
	WRITE	Write the sentences in your book. Fix the mistakes. <ol style="list-style-type: none">they must stop and help their friendthey must just phone wendy to helpwill wendy stop the shark

HOME LANGUAGE WORKSHEET






ENGLISH GRADE 3 TERM 1

WEEK 4



MONDAY ACTIVITY 1


	LOOK & SAY	please	ruin	why	knock	sorry
	SOUND OUT	strong	goat	roast	must	
		stop	soak	road	toad	
	READ	<p><u>Must I roast?</u> <u>Must I roast</u> the <u>goat</u>? <u>Must I soak</u> the <u>goat</u>? <u>Must I soak</u> and <u>roast</u> the <u>goat</u>? You <u>must stop</u>! You <u>must not roast</u> the <u>goat</u>. You <u>must not soak</u> the <u>goat</u>. You <u>must not soak</u> and <u>roast</u> the <u>goat</u>. Why <u>must I not roast</u> the <u>goat</u>? Why <u>must I not soak</u> the <u>goat</u>? Why <u>must I not soak</u> and <u>roast</u> the <u>goat</u>?</p>				
	WRITE	Write the  and  words in your dictionary.				


MONDAY ACTIVITY 2

	READ	Read the  and  words from Activity 1.
	READ	<p>Can you see the <u>toad</u>? Can you see the <u>toad</u> in the <u>road</u>? The <u>toad</u> is <u>strong</u>. The <u>toad</u> in the <u>road</u> is <u>strong</u>. <u>Must I stop</u>? <u>Must I stop</u> so you can see? I will <u>stop</u>. I will <u>stop</u> so you can see. I will <u>stop</u> so you can see the <u>toad</u>. I will <u>stop</u> so you can see the <u>toad</u> in the <u>road</u>. I will <u>stop</u> so you can see the <u>strong toad</u> in the <u>road</u>.</p>
	WRITE	<p>Write a sentence with: knock Write a question with: stop</p>

TUESDAY ACTIVITY 1


	LOOK & SAY	please	ruin	why	knock	sorry
	SOUND OUT	drip	drop	drag	drum	
		drink	dream	dress	drift	

	READ	<p>I must not <u>drip</u> the <u>drink</u>. I must not <u>drip</u> the <u>drink</u> on her <u>dress</u>. I must not <u>drag</u>. I must not <u>drag</u> her <u>dress</u>. I must not <u>drop</u>. I must not <u>drop</u> her <u>dress</u>. It will ruin her <u>dress</u>. It will ruin her <u>dress</u> if I <u>drip</u> the <u>drink</u> on it. It will ruin her <u>dress</u> if I <u>drag</u> it. It will ruin her <u>dress</u> if I <u>drop</u> it. She will be sad. She will be sad if I ruin her <u>dress</u>.</p>
---	-------------	---

	WRITE	<p>1. What must I not ruin? I must not ruin her _____.</p> <p>2. How will she feel if I ruin her dress? She will feel _____ if I ruin her dress.</p>
---	--------------	--


TUESDAY ACTIVITY 2


	READ	Read the  and  words from Activity 1.
---	-------------	---


	WRITE	Write a sentence with: drum Write a question with: why
--	--------------	---

WEDNESDAY ACTIVITY 1







	LOOK & SAY	please	ruin	why	knock	sorry
---	-----------------------	--------	------	-----	-------	-------

	SOUND OUT	tree	seem	queen	weed
		street	free	speed	sweet

	READ	<p>I see a <u>queen</u>. I see a <u>sweet queen</u> in the <u>tree</u>. I see a <u>sweet queen</u> in the <u>tree</u> by the <u>street</u>. Why is the <u>sweet queen</u> in the <u>tree</u>? Why is the <u>sweet queen</u> in the <u>tree</u> by the <u>street</u>? The <u>queen</u> wants to be <u>free</u>. The <u>sweet queen</u> wants to be <u>free</u>. She wants to be <u>free</u> to sit in the <u>tree</u>. Why does the <u>sweet queen</u> want to be <u>free</u> to sit in the <u>tree</u>?</p>
---	-------------	---



	WRITE	<p>1. Where is the queen? The queen is in the ____.</p> <p>2. Why is the queen in the tree? The queen is in the tree because she wants to be ____.</p>
---	--------------	--

WEDNESDAY ACTIVITY 2





	READ	Read the  and  words from Activity 1.
	WRITE	Write the  words and  words in your dictionary. Write a sentence with: queen Write a question with: please

THURSDAY ACTIVITY 1





	LOOK & SAY	please	ruin	why	knock	sorry
	SOUND OUT	dream	drink	drop	drag	
		seem	sweet	speed	street	

	READ	<div style="display: flex; align-items: center;">  <div style="margin-left: 20px;"> <p>Mbuso has a dream. He has a dream to build a big sandcastle. The girl will come. She will come to knock it down. She is not sweet! She is not a sweet girl! Why will she knock the sandcastle? Why will she knock the sandcastle down? She will run with speed. She will run with speed and knock it down. How will Mbuso feel? Will the girl say sorry? Will the girl say sorry to Mbuso?</p> </div> </div>
---	-------------	---





THURSDAY ACTIVITY 2

	READ	Read the  and  words from Activity 1.
	WRITE	<p>1. Who has a dream to build a big sandcastle? _____ has a dream to build a big sandcastle.</p> <p>2. What will the girl do to the sandcastle? The girl will _____ the sandcastle down.</p> <p>3. How will she run? She will run with _____.</p> <p>4. Is the girl a sweet girl? Yes/No, The girl is/ is not a sweet girl.</p> <p>5. Do you think the girl should say sorry to Mbuso? Yes/ No, I do/do not think the girl should say sorry to Mbuso.</p>

FRIDAY ACTIVITY 1

	READ	Read all the  and  words again.
	READ	Read the story from Thursday Activity 1.

FRIDAY ACTIVITY 2







	READ	Read all the  and  words again.
	WRITE	<p>Write the sentences in your book. Fix the mistakes.</p> <ol style="list-style-type: none">she is not sweethow will mbuso feelwill the girl say sorry to mbuso

HOME LANGUAGE WORKSHEET






ENGLISH GRADE 3 TERM 1

WEEK 5

MONDAY ACTIVITY 1



	LOOK & SAY	over	hurt	won	shoes	like
	SOUND OUT	feel	dream	drink	free	
		drop	street	drift	speed	
	READ	I like to <u>feel free</u> . I like to <u>dream of speed</u> . I like to <u>feel free and dream of speed</u> in the <u>street</u> . I like to <u>feel free and dream of speed</u> in the <u>street</u> , but I do not want to get hurt. I will just <u>dream</u> . I will just <u>dream of speed</u> . I will just <u>dream of speed</u> in the <u>street</u> .				
	WRITE	Write the  and  words in your dictionary.				

MONDAY ACTIVITY 2





	READ	Read the  and  words from Activity 1.
	READ	I must not <u>drop my drink</u> . I must not <u>drop my drink</u> in the <u>street</u> . My mom will not like it. She will not like it if I <u>drop my drink</u> . She will not like it if I <u>drop my drink</u> in the <u>street</u> . I will <u>feel bad</u> . I will <u>feel bad</u> if I <u>drop my drink</u> . I will <u>feel bad</u> if I <u>drop my drink</u> in the <u>street</u> . I will <u>feel bad</u> if I make my mom mad.
	WRITE	Write a sentence with: won Write a question with: drop

TUESDAY ACTIVITY 1




	LOOK & SAY	over	hurt	won	shoes	like
	SOUND OUT	grab	grin	groan	green	
		grass	grand	great	grade	


	READ	I feel <u>great</u> . I feel <u>grand</u> . I feel <u>great</u> and <u>grand</u> . I feel <u>great</u> and <u>grand</u> to be in the next <u>grade</u> . I <u>grin</u> . I <u>grin</u> when I feel <u>great</u> . I <u>grin</u> when I feel <u>grand</u> . I <u>grin</u> when I feel <u>great</u> and <u>grand</u> . Do you <u>grin</u> ? Do you <u>grin</u> when you feel <u>great</u> ? Do you <u>grin</u> when you feel <u>grand</u> ? Do you <u>grin</u> when you feel <u>great</u> and <u>grand</u> ?
	WRITE	1. How do I feel? I feel ____ and ____. 2. What do I do when I feel great and grand? I ____ when I feel great and grand.

TUESDAY ACTIVITY 2

	READ	Read the  and  words from Activity 1.
	WRITE	Write a sentence with: shoes Write a question with: grade







WEDNESDAY ACTIVITY 1

	LOOK & SAY	over	hurt	won	shoes	like	
	SOUND OUT	moon	spoon	soon	groom		
		loom	pool	zoom	food		
	READ	I like to eat <u>food</u> . I like to eat <u>food</u> in the <u>pool</u> . I like to eat <u>food</u> in the <u>pool</u> with a <u>spoon</u> . I drop <u>food</u> . I drop <u>food</u> in the <u>pool</u> . My dad will not like it. He will not like <u>food</u> in the <u>pool</u> . I must not eat in the <u>pool</u> . I must not eat <u>food</u> in the <u>pool</u> . I must not eat <u>food</u> in the <u>pool</u> with a <u>spoon</u> . I must not drop <u>food</u> in the <u>pool</u> !					



	WRITE	1. Where do I like to eat food? I like to eat food in the ____.
---	-------	--



		2. What do I drop in the pool? I drop _____ in the pool.
--	--	---

WEDNESDAY ACTIVITY 2




	READ	Read the  and  words from Activity 1.
	WRITE	Write the  words and  words in your dictionary. Write a sentence with: moon Write a question with: like


THURSDAY ACTIVITY 1

	LOOK & SAY	over	hurt	won	shoes	like
	SOUND OUT	grand	grin	great	green	
		zoom	soon	loom	food	





	READ	 <p>Zodwa like to run. Zodwa is a <u>great</u> runner. She has no shoes. Her feet hurt. Her feet hurt when she runs with no shoes. The lady will give her shoes. She will give her <u>green</u> shoes. Zodwa will be the best runner with her <u>green</u> shoes! She <u>zoomed</u> down the track. She <u>zoomed</u> down the track with her <u>green</u> shoes. She won! Zodwa won! Zodwa feels <u>great</u>! She feels <u>grand</u>!</p>
---	-------------	---

THURSDAY ACTIVITY 2





	READ	Read the  and  words from Activity 1.
	WRITE	1. What does Zodwa like to do?

		<p>Zodwa likes to _____.</p> <p>2. Who is a great runner? _____ is a great runner.</p> <p>3. Who will give her shoes? The _____ will give her shoes.</p> <p>4. What colour shoes will Zodwa get? Zodwa will get _____ shoes.</p> <p>5. Who won the race? _____ won the race.</p>
---	--	--

FRIDAY ACTIVITY 1

	<p>READ</p>	<p>Read all the  and  words again.</p>
	<p>READ</p>	<p>Read the story from Thursday Activity 1.</p>

FRIDAY ACTIVITY 2






	<p>READ</p>	<p>Read all the  and  words again.</p>
	<p>WRITE</p>	<p>Write the sentences in your book. Fix the mistakes.</p> <ol style="list-style-type: none"> 1. zodwa will be the best runner with her green shoes 2. she zoomed down the track 3. zodwa feels great

HOME LANGUAGE WORKSHEET






ENGLISH GRADE 3 TERM 1

WEEK 6

MONDAY ACTIVITY 1




	LOOK & SAY	different	dance	beauty	because	one
	SOUND OUT	grass	green	great		grin
		moon	soon	food		spoon
	READ	<p>I will dance. I will dance on the <u>grass</u>. I will dance on the <u>green grass</u>. I will dance on the <u>green grass</u> under the <u>moon</u>. I will dance on the <u>green grass</u> under the <u>moon</u> with a <u>spoon</u>. I will dance a <u>great</u> dance on the <u>green grass</u> under the <u>moon</u> with a <u>spoon</u>. I will dance <u>soon</u>. <u>Soon</u> I will dance a <u>great</u> dance on the <u>green grass</u> under the <u>moon</u> with a <u>spoon</u>.</p>				
	WRITE	Write the  and  words in your dictionary.				

MONDAY ACTIVITY 2





	READ	Read the  and  words from Activity 1.				
	READ	<p>I <u>grin</u>. I <u>grin</u> at the <u>moon</u>. I <u>grin</u> at the <u>great moon</u>. Do you <u>grin</u>? Do you <u>grin</u> at the <u>great moon</u>? I <u>grin</u> because the <u>moon</u> is full of beauty I <u>grin</u> at the <u>great moon</u> because it is full of beauty. Do you think the <u>moon</u> is full of <u>beauty</u>? Do you <u>grin</u> at the <u>great moon</u> because it is full of beauty? You must <u>grin</u> at the <u>great moon</u> because it is full of beauty!</p>				
	WRITE	<p>Write a sentence with: soon Write a question with: different</p>				

TUESDAY ACTIVITY 1




	LOOK & SAY	different	dance	beauty	because	one
--	------------	-----------	-------	--------	---------	-----


	SOUND OUT	ship	shop	shin	shot
		bash	mash	fish	wish
	READ	<p>I <u>wish</u>. I <u>wish</u> I can go on a <u>ship</u>. I <u>wish</u> I can go on a big <u>ship</u>. I <u>wish</u> I can go on a big <u>ship</u> that has a <u>shop</u>. I <u>wish</u> I can go on a big <u>ship</u> so I can <u>fish</u>. Do you <u>wish</u>? Do you <u>wish</u> to go on a <u>ship</u>? Do you <u>wish</u> to go on a big <u>ship</u>? Do you <u>wish</u> to go on a big <u>ship</u> that has a <u>shop</u>? Do you <u>wish</u> to go on a big <u>ship</u> so you can <u>fish</u>?</p>			
	WRITE	<p>1. What do I wish I can go on? I wish I can go on a _____.</p> <p>2. What do I want to do on the big ship? I want to _____ on the big ship.</p>			

TUESDAY ACTIVITY 2

	READ	Read the  and  words from Activity 1.
	WRITE	Write a sentence with: because Write a question with: mash




WEDNESDAY ACTIVITY 1

	LOOK & SAY	different	dance	beauty	because	one
	SOUND OUT	thin	thick	thud	three	
		moth	with	math	bath	
	READ	<p>I see a <u>moth</u>. I see a <u>moth</u> on the <u>bath</u>. I see the <u>moth</u> on the <u>bath</u> <u>with</u> <u>thin</u> wings. I see the <u>moth</u> <u>with</u> the <u>thin</u> wings dance on the <u>bath</u>. Can you see the <u>moth</u>? Can you see the <u>moth</u> on the <u>bath</u>? Can you see the <u>moth</u> on the <u>bath</u> <u>with</u> the <u>thin</u> wings? Can you see the <u>moth</u> <u>with</u> the <u>thin</u> wings dance on the <u>bath</u>? Why is the <u>moth</u> on the <u>bath</u>? Why is the <u>moth</u> <u>with</u> the <u>thin</u> wings on the <u>bath</u>?</p>				

	WRITE	<p>1. What can I see? I can see a ____.</p> <p>2. Where is the moth? The moth is on the ____.</p>
---	--------------	---


WEDNESDAY ACTIVITY 2

	READ	Read the  and  words from Activity 1.
---	-------------	---

	WRITE	Write the  words and  words in your dictionary. Write a sentence with: three Write a question with: one
---	--------------	---


THURSDAY ACTIVITY 1

	LOOK & SAY	different	dance	beauty	because	one
	SOUND OUT	with	thin	thick	three	
		shin	wish	bash	shop	

	READ	<div data-bbox="416 1093 799 1771" data-label="Image"> </div> <p>Musa likes to dance. He is different. He is different because he has only one leg! He is not scared to dance. He is not scared to dance <u>with</u> one leg. He dances <u>with</u> beauty. He had a dream. He had a <u>wish</u>. He wanted to be the best. He wanted to be the best dancer! He had a dream and a <u>wish</u> to be the best dancer. Did Musa stop? He did not stop because he had only one leg!</p>
---	-------------	--

THURSDAY ACTIVITY 2

	READ	Read the  and  words from Activity 1.
---	-------------	---

	<p style="text-align: center;">WRITE</p>	<ol style="list-style-type: none"> 1. What does Musa like to do? Musa likes to _____. 2. Why is Musa different? Musa is different because _____. 3. How does Musa dance? Musa dances with _____. 4. What did Musa want to be? Musa wanted to be the _____. 5. Did Musa stop because he only had one leg? Yes/No, Musa did/did not stop because he only had one leg.
---	---	--


FRIDAY ACTIVITY 1

	<p style="text-align: center;">READ</p>	<p>Read all the  and  words again.</p>
---	--	--

	<p style="text-align: center;">READ</p>	<p>Read the story from Thursday Activity 1.</p>
--	--	---

FRIDAY ACTIVITY 2







	<p style="text-align: center;">READ</p>	<p>Read all the  and  words again.</p>
---	--	--

	<p style="text-align: center;">WRITE</p>	<p>Write the sentences in your book. Fix the mistakes.</p> <ol style="list-style-type: none"> 1. he is different because he has only one leg 2. he wanted to be the best dancer 3. did musa stop
---	---	---






HOME LANGUAGE WORKSHEET
ENGLISH TERM 1

WEEK 7

MONDAY ACTIVITY 1




	LOOK & SAY	always	special	toy	idea	hair
	SOUND OUT	with	three	thin	bath	
		wish	shop	bash	fish	
	READ	I <u>wish</u> . I <u>wish</u> I had <u>three</u> <u>fish</u> . I <u>wish</u> I had <u>three</u> <u>fish</u> in my <u>bath</u> . I <u>wish</u> I had <u>three</u> <u>fish</u> to swim <u>with</u> me. I <u>wish</u> I had <u>three</u> <u>fish</u> to swim <u>with</u> me in the <u>bath</u> . Do you <u>wish</u> you had <u>fish</u> ? Do you <u>wish</u> you had <u>fish</u> in the <u>bath</u> ? Do you <u>wish</u> you had <u>fish</u> to swim <u>with</u> you? Do you <u>wish</u> you had <u>fish</u> to swim in the <u>bath</u> <u>with</u> you?				
	WRITE	Write the  and  words in your dictionary.				

MONDAY ACTIVITY 2





	READ	Read the  and  words from Activity 1.				
	READ	I will go. I will go to the <u>shop</u> . I will go to the <u>shop</u> <u>with</u> my mom. I will go to the <u>fish</u> <u>shop</u> . I will go to the <u>fish</u> <u>shop</u> <u>with</u> my mom. I will go to the <u>fish</u> <u>shop</u> <u>with</u> my mom because she wants to eat <u>fish</u> . I will go to the <u>fish</u> <u>shop</u> <u>with</u> my mom because she wants to eat <u>fish</u> for dinner. I like to eat <u>fish</u> . I like to eat <u>fish</u> for dinner. Do you like to eat <u>fish</u> ? Do you like to eat <u>fish</u> for dinner?				
	WRITE	Write a sentence with: toy Write a question with: thin				

TUESDAY ACTIVITY 1




	LOOK & SAY	always	special	toy	idea	hair
--	------------	--------	---------	-----	------	------


	SOUND OUT	chin	chop	chip	chain
		rich	such	much	chair
	READ	I sit. I always sit. I sit on my <u>chair</u> . I always sit on my <u>chair</u> . I sit on my <u>chair</u> and eat my <u>chips</u> . I always sit on my <u>chair</u> and eat my <u>chips</u> . I sit on my <u>chair</u> and eat my <u>chop</u> . I always sit on my <u>chair</u> and eat my <u>chop</u> . I sit on my <u>chair</u> and I eat my <u>chips</u> and my <u>chop</u> . I always sit on my <u>chair</u> and eat my <u>chips</u> and my <u>chop</u> .			
	WRITE	1. Where do I always sit? I always sit on my _____. 2. What do I always eat? I always my _____ and my _____.			

TUESDAY ACTIVITY 2







	READ	Read the  and  words from Activity 1.
	WRITE	Write a sentence with: chin Write a question with: hair

WEDNESDAY ACTIVITY 1



	LOOK & SAY	always	special	toy	idea	hair
	SOUND OUT	crib	crab	crop	crack	
		crash	crunch	cry	cried	
	READ	I hear a <u>crash</u> . I hear a <u>crunch</u> . I see a <u>crab</u> . I see a <u>crab</u> <u>crunch</u> my <u>chips</u> . I see a <u>crab</u> <u>crack</u> my <u>chips</u> . I see a big <u>crab</u> <u>crunch</u> and <u>crack</u> my <u>chips</u> ! I <u>cried</u> . I <u>cried</u> when the <u>crab</u> <u>crunched</u> my <u>chips</u> . I <u>cried</u> when the <u>crab</u> <u>cracked</u> my <u>chips</u> . I <u>cried</u> when the <u>crab</u> <u>crunched</u> and <u>cracked</u> my <u>chips</u> . Do you think you would <u>cry</u> ? Would you <u>cry</u> if a <u>crab</u> <u>crunched</u> and <u>cracked</u> your <u>chips</u> ?				



	WRITE	<p>1. What can I see? I can see a ____.</p> <p>2. What did I do when the crab crunched and cracked my chips? I _____ when the crab crunched and cracked my chips.</p>
--	--------------	---

WEDNESDAY ACTIVITY 2





	READ	Read the  and  words from Activity 1.
	WRITE	Write the  words and  words in your dictionary. Write a sentence with: idea Write a question with: cry

THURSDAY ACTIVITY 1

	LOOK & SAY	always	special	toy	idea	hair
	SOUND OUT	chop	much	chair		such
		cry	cried	crash		crop

	READ	<div style="display: flex; align-items: center;">  <div style="margin-left: 20px;"> <p>Marie has a special toy. Teddy is her special toy. Marie always had Teddy with her. One day Josh had an idea. He will cut Teddy's hair! He will take Teddy and <u>chop</u> his hair. He thinks it is <u>such</u> a good idea! Do you think it is a good idea? Marie will <u>cry</u>. Marie will <u>cry</u> when she sees Teddy. Marie did <u>cry</u>. Marie <u>cried</u> when she saw Teddy. It was not <u>such</u> a good idea to <u>chop</u> Teddy's hair.</p> </div> </div>
--	-------------	---





THURSDAY ACTIVITY 2

	READ	Read the  and  words from Activity 1.
	WRITE	<ol style="list-style-type: none">Who is Marie's special toy? _____ is Marie's special toy.Who had an idea? _____ had an idea.What will Josh do to Teddy's hair? Josh will _____ Teddy's hair.What will Marie do when she sees Teddy? Marie will _____ when she sees Teddy.Was it a good idea to chop Teddy's hair? Yes/No, it was/ was not a good idea to chop Teddy's hair.

FRIDAY ACTIVITY 1

	READ	Read all the  and  words again.
	READ	Read the story from Thursday Activity 1.


FRIDAY ACTIVITY 2

	READ	Read all the  and  words again.
	WRITE	Write the sentences in your book. Fix the mistakes. <ol style="list-style-type: none">he will cut teddy's hairdo you think it is a good ideait was not such a good idea to chop teddy's hair






HOME LANGUAGE WORKSHEET
ENGLISH GRADE 3 TERM 1

WEEK 8


MONDAY ACTIVITY 1




	LOOK & SAY	alone	leave	around	play	thought
	SOUND OUT	chin	chop	chain	much	
		crack	crash	cry	crab	
	READ	I will <u>cry</u> . I will <u>cry</u> if I <u>crack</u> my <u>chin</u> . I will <u>cry</u> if I <u>crack</u> my <u>chin</u> on the <u>chain</u> . I will <u>cry</u> . I will <u>cry</u> if I <u>crash</u> my <u>chin</u> . I will <u>cry</u> if I <u>crash</u> my <u>chin</u> on the <u>chain</u> . I will <u>cry</u> if I <u>crack</u> and <u>crash</u> my <u>chin</u> on the <u>chain</u> . Will you <u>cry</u> ? Will you <u>cry</u> if you <u>crack</u> your <u>chin</u> on the <u>chain</u> ? Will you <u>cry</u> if you <u>crash</u> your <u>chin</u> on the <u>chain</u> ?				
	WRITE	Write the  and  words in your dictionary.				

MONDAY ACTIVITY 2





	READ	Read the  and  words from Activity 1.
	READ	The <u>crab</u> will <u>chop</u> . The <u>crab</u> will <u>crack</u> . The <u>crab</u> will <u>chop</u> and <u>crack</u> . What will the <u>crab</u> <u>chop</u> ? What will the <u>crab</u> <u>crack</u> ? What will the <u>crab</u> <u>chop</u> and <u>crack</u> ? The <u>crab</u> will <u>chop</u> the rock. The <u>crab</u> will <u>crack</u> the rock. The <u>crab</u> will <u>chop</u> and <u>crack</u> the rock. Will you <u>cry</u> ? Will you <u>cry</u> when the <u>crab</u> <u>chops</u> the rock? Will you <u>cry</u> when the <u>crab</u> <u>cracks</u> the rock?
	WRITE	Write a sentence with: crash Write a question with: crab

TUESDAY ACTIVITY 1



	LOOK & SAY	alone	leave	around	play	thought
--	------------	-------	-------	--------	------	---------


	SOUND OUT	stood	look	book	took
		shook	hook	foot	wood
	READ	I <u>stood</u> . I <u>stood</u> alone. I <u>stood</u> alone to <u>look</u> around. I <u>looked</u> . I <u>looked</u> at the <u>book</u> . I <u>looked</u> at the <u>book</u> with the <u>hook</u> . I <u>took</u> . I <u>took</u> the <u>book</u> . I <u>took</u> the <u>book</u> with the <u>hook</u> . I <u>shook</u> . I <u>shook</u> when I <u>looked</u> at the <u>book</u> . I <u>shook</u> when I <u>looked</u> at the <u>book</u> with the <u>hook</u> . I will leave the <u>book</u> . I will leave the <u>book</u> with the <u>hook</u> .			
	WRITE	1. Why did I stand alone? I stood alone to ____.			
		2. What did I do when I looked at the book with the hook? I ____ when I looked at the book with the hook.			


TUESDAY ACTIVITY 2

	READ	Read the  and  words from Activity 1.
	WRITE	Write a sentence with: foot Write a question with: play

WEDNESDAY ACTIVITY 1




	LOOK & SAY	alone	leave	around	play	thought
	SOUND OUT	sing	song	king	swing	
		sting	ring	sung	rang	

	READ	<p>I see the <u>king</u>. I see the <u>king sing</u>. I see the <u>king sing</u> a <u>song</u>. The <u>king</u> is on the <u>swing</u>. I see the <u>king</u> on the <u>swing</u>. I see the <u>king sing</u> on the <u>swing</u>. I see the <u>king sing</u> a <u>song</u> on the <u>swing</u>. He has a <u>ring</u>. I see the <u>king</u> with a <u>ring</u>. I see the <u>king</u> with a <u>ring</u> on the <u>swing</u>. I see the <u>king</u> with a <u>ring</u> <u>sing</u> a <u>song</u> on the <u>swing</u>.</p>
--	-------------	--



	WRITE	<p>1. Who can I see? I can see the ____.</p> <p>2. Where is the king? The king is on the ____.</p>
--	--------------	--


WEDNESDAY ACTIVITY 2

	READ	<p>Read the  and  words from Activity 1.</p>
--	-------------	--





	WRITE	<p>Write the  words and  words in your dictionary. Write a sentence with: sting Write a question with: leave</p>
---	--------------	--

THURSDAY ACTIVITY 1

	LOOK & SAY	alone	leave	around	play	thought
	SOUND OUT	stood	look	shook		took
		sing	sung	swing		ring

	READ	<div data-bbox="384 1451 746 1984" data-label="Image"> </div> <p>Fanisa thought no one will play with her. She stood with Ntsako. She did not want to be alone. She would not leave Ntsako alone. She stood with Ntsako all day. Fanisa thought no one will play with her because she looks different. Ntsako told Fanisa to leave her alone. She did not want Fanisa around all the time! Fanisa was so sad. She sat and cried alone.</p>
--	-------------	--





THURSDAY ACTIVITY 2

	READ	Read the  and  words from Activity 1.
	WRITE	<ol style="list-style-type: none">Who thought no one would play with her? _____ thought no one would play with her.Who did she stand with? She stood with _____.When did she stand with Ntsako? She stood with Ntsako _____.Why did Fanisa think no one would play with her? Fanisa thought no one would play with her because _____.How did Fanisa feel when Ntsako told her that she did not want her around all the time? Fanisa felt _____ when Ntsako told her that she did not want her around all the time.

FRIDAY ACTIVITY 1

	READ	Read all the  and  words again.
	READ	Read the story from Thursday Activity 1.

FRIDAY ACTIVITY 2

	READ	Read all the  and  words again.
	WRITE	Write the sentences in your book. Fix the mistakes. <ol style="list-style-type: none">she stood with ntsakontsako told fanisa to leave her aloneshe did not want fanisa around all the time






HOME LANGUAGE WORKSHEET
ENGLISH GRADE 3 TERM 1

WEEK 9


MONDAY ACTIVITY 1




	LOOK & SAY	poor	magic	money	about	giant
	SOUND OUT	sing	song	ring	swing	
		took	shook	stood	look	
	READ	I will <u>sing</u> . I will <u>sing</u> a <u>song</u> about a poor giant. I will <u>sing</u> a magic <u>song</u> about a poor giant. I will <u>sing</u> a magic <u>song</u> about a poor giant that had no money. Will you <u>sing</u> with me? Will you <u>sing</u> the <u>song</u> with me? Will you <u>sing</u> the <u>song</u> about a poor giant with me? Will you <u>sing</u> the magic <u>song</u> about a poor giant with me? Will you <u>sing</u> the magic <u>song</u> about a poor giant that had no money with me?				
	WRITE	Write the  and  words in your dictionary.				

MONDAY ACTIVITY 2





	READ	Read the  and  words from Activity 1.				
	READ	I <u>took</u> the <u>ring</u> . I <u>took</u> the magic <u>ring</u> . I <u>took</u> that magic <u>ring</u> to the <u>swing</u> . I will sit. I will sit on the <u>swing</u> . I will sit on the <u>swing</u> with the <u>ring</u> . I will sit n the <u>swing</u> with the magic <u>ring</u> . I will <u>look</u> . I will <u>look</u> at the <u>ring</u> . I will <u>look</u> at the <u>ring</u> as I sit on the <u>swing</u> . I will <u>look</u> at the magic <u>ring</u> as I sit on the <u>swing</u> .				
	WRITE	Write a sentence with: money Write a question with: song				

TUESDAY ACTIVITY 1




	LOOK & SAY	poor	magic	money	about	giant
--	------------	------	-------	-------	-------	-------


	SOUND OUT	car	far	tar	hard
		scar	star	jar	dark
	READ	I see a <u>car</u> . I see a <u>car</u> on the <u>tar</u> road. I see a <u>car</u> on the <u>dark tar</u> road. It has a <u>star</u> . The <u>car</u> has a <u>star</u> . I see a <u>car</u> with a <u>star</u> on the <u>dark tar</u> road. Can you see the <u>car</u> ? Can you see the <u>car</u> on the <u>tar</u> road? Can you see the <u>car</u> on the <u>dark tar</u> road? Can you see the <u>car</u> with the <u>star</u> on the <u>dark tar</u> road?			
	WRITE	1. What can I see? I can see a ____. 2. Where is the car? The car is on the _____.			

TUESDAY ACTIVITY 2

	READ	Read the  and  words from Activity 1.
	WRITE	Write a sentence with: star Write a question with: about




WEDNESDAY ACTIVITY 1

	LOOK & SAY	poor	magic	money	about	giant
	SOUND OUT	fork	born	storm	torch	
		short	sport	sort	north	
	READ	I have a <u>fork</u> . I will eat with the <u>fork</u> . I will eat <u>pork</u> with the <u>fork</u> . Will you eat with me? Will you eat <u>pork</u> with a <u>fork</u> with me? I am not poor. I have lots of money. I can eat lots of <u>pork</u> . I like to eat <u>pork</u> . I like to eat <u>pork</u> with a <u>fork</u> . I like to eat lots of <u>pork</u> with a <u>fork</u> . Do you like to eat <u>pork</u> ? Do you like to eat <u>pork</u> with a <u>fork</u> ? Do you like to eat lots of <u>pork</u> with a <u>fork</u> ?				

	WRITE	<p>3. What will I eat with? I will eat with a ____.</p> <p>4. What do I like to eat? I like to eat ____.</p>
--	--------------	--


WEDNESDAY ACTIVITY 2

	READ	Read the  and  words from Activity 1.
--	-------------	---





	WRITE	Write the  words and  words in your dictionary. Write a sentence with: sport Write a question with: money
--	--------------	---

THURSDAY ACTIVITY 1

	LOOK & SAY	poor	magic	money	about	giant
	SOUND OUT	sort	born	storm		short
		dark	hard	star		far

	READ	<div data-bbox="370 1061 1024 1756" data-label="Image"> </div> <p>Jack is poor. Jack and his mom are poor. They have no money. They thought. They thought about the giant. They thought about the giant that took their magic hen. They wished for their magic hen back. Jack will go. He will go to the giant. He will go to get the magic hen. He will go to get the magic hen back from the giant. Jack and his mom are not poor anymore. They have the magic hen! Jack took the magic hen from the giant!</p>
--	-------------	---





THURSDAY ACTIVITY 2

	READ	Read the  and  words from Activity 1.
	WRITE	<ol style="list-style-type: none">1. Who is poor? _____ and his _____ are poor.2. Who took their magic hen? The _____ took their magic hen.3. Who will go get the magic hen? _____ will go get the magic hen.4. Why are Jack and his mom not poor anymore? Jack and his mom are not poor anymore because _____.5. How did they get the magic hen back? _____ took the magic hen from the _____.

FRIDAY ACTIVITY 1

	READ	Read all the  and  words again.
	READ	Read the story from Thursday Activity 1.







FRIDAY ACTIVITY 2

	READ	Read all the  and  words again.
	WRITE	Write the sentences in your book. Fix the mistakes. <ol style="list-style-type: none">1. jack and his mom are poor2. he will go to get the magic hen back from the giant3. jack took the magic hen from the giant






HOME LANGUAGE WORKSHEET
ENGLISH GRADE 3 TERM 1

WEEK 10

MONDAY ACTIVITY 1

	LOOK & SAY	picture	colourful	words	read	write
	SOUND OUT	ship	must	great	story	
		book	hard	chair	with	
	READ	I <u>must</u> look. I <u>must</u> look at the <u>book</u> . I <u>must</u> look at the <u>book</u> about <u>ships</u> . I <u>must</u> sit. I <u>must</u> sit on the <u>chair</u> . I <u>must</u> sit on the <u>chair</u> and look. I <u>must</u> sit on the <u>chair</u> and look at the <u>book</u> . I <u>must</u> sit on the <u>chair</u> and look at the <u>book</u> about <u>ships</u> . I <u>must</u> read. I <u>must</u> sit and read. I <u>must</u> sit and read the <u>story</u> in the <u>book</u> about <u>ships</u> .				
	WRITE	Write the  and  words in your dictionary.				

MONDAY ACTIVITY 2

	READ	Read the  and  words from Activity 1.
	READ	I like to read. I like to read I like to read. I <u>must</u> read a <u>story</u> . I <u>must</u> read a <u>story</u> about a king. I <u>must</u> read a <u>story</u> about a king and his <u>ship</u> . I <u>must</u> read a <u>story</u> about a <u>great</u> king and his colourful <u>ship</u> . I will read <u>with</u> my mom. My mom also likes to read. My mom will read the <u>story</u> <u>with</u> me. She will read the <u>story</u> about the king and his <u>ship</u> <u>with</u> me. She will read the <u>story</u> about the <u>great</u> king and his colourful <u>ship</u> <u>with</u> me.
	WRITE	Write a sentence with: picture Write a question with: hard

TUESDAY ACTIVITY 1

	LOOK & SAY	picture	colourful	words	read	write
--	------------	---------	-----------	-------	------	-------


	SOUND OUT	turn	nurse	hurt	burn
		burnt	burst	church	surf
	READ	I <u>hurt</u> my leg. I <u>hurt</u> my leg in <u>church</u> . I <u>burnt</u> my leg. I <u>burnt</u> my leg in <u>church</u> . How did you <u>hurt</u> your leg? How did you <u>hurt</u> your leg in <u>church</u> ? How did you <u>burn</u> your leg? How did you <u>burn</u> your leg in <u>church</u> ? You must go to the <u>nurse</u> . The <u>nurse</u> will help you. The <u>nurse</u> will help you with your leg. The <u>nurse</u> will help you with your <u>burnt</u> leg.			
	WRITE	1. Where did I burn my leg? I burnt my leg in ____. 2. Who must I go to? I must go to the ____.			

TUESDAY ACTIVITY 2

	READ	Read the and words from Activity 1.
	WRITE	Write a sentence with: write Write a question with: church




WEDNESDAY ACTIVITY 1

	LOOK & SAY	picture	colourful	words	read	write
	SOUND OUT	bird	third	thirst	thirsty	
		chirp	first	shirt	skirt	
	READ	I see a <u>bird</u> . I see a colourful <u>bird</u> . The <u>bird</u> will <u>chirp</u> . The colourful <u>bird</u> will <u>chirp</u> . Can you see the <u>bird</u> ? Can you see the colourful <u>bird</u> ? Can you hear the <u>bird</u> ? Can you hear the colourful <u>bird chirp</u> ? I will write a story. I will write a story about the <u>bird</u> . I will write a story about the colourful <u>bird</u> . Will you read my story? Will you read my story about the colourful <u>bird</u> ?				



	WRITE	<p>3. What kind of bird do I see? I see a _____ bird.</p> <p>4. What will the colourful bird do? I colourful bird will _____.</p>
--	--------------	---


WEDNESDAY ACTIVITY 2

	READ	Read the  and  words from Activity 1.
--	-------------	---





	WRITE	Write the  words and  words in your dictionary. Write a sentence with: first Write a question with: thirsty
--	--------------	---

THURSDAY ACTIVITY 1

	LOOK & SAY	picture	colourful	words	read	write
	SOUND OUT	turn	hurt	burnt		burst
		first	thirsty	bird		shirt

	READ	<div data-bbox="395 1070 1074 1686" data-label="Image"> </div> <p>Stacey likes to read. Stacey likes to look at pictures. She likes to look at colourful pictures. She likes to look at the colourful pictures in books. Stacey likes to write. She likes to write stories. Stacey writes words to make a story. She writes words to make a great story. Her dream is to write. Her dream is to write a book. She works hard. She works hard to write a book!</p>
--	-------------	---





THURSDAY ACTIVITY 2

	READ	Read the  and  words from Activity 1.
	WRITE	<ol style="list-style-type: none">Who likes to read? _____ likes to read.What does Stacey like to look at? She likes to look at _____.Who likes to write? _____ likes to write.What does Stacey write to make a story? Stacey writes _____ to make a story.What does Stacey work hard to do? Stacey works hard to _____.

FRIDAY ACTIVITY 1

	READ	Read all the  and  words again.
	READ	Read the story from Thursday Activity 1.

FRIDAY ACTIVITY 2






	READ	Read all the  and  words again.
	WRITE	Write the sentences in your book. Fix the mistakes. <ol style="list-style-type: none">stacey writes words to make a storyher dream is to write a bookshe works hard to write a book

HOME LANGUAGE WORKSHEET






ENGLISH GRADE 3 TERM 1

WEEK 3



MONDAY ACTIVITY 1



	LOOK & SAY	eat	phone	scared	help	friend
	SOUND OUT	call	fun	not	see	
		think	mad	cross	glad	
	READ	I am <u>glad</u> . I am <u>glad</u> to <u>see</u> you are <u>not</u> <u>mad</u> . I am <u>glad</u> to <u>see</u> you are <u>not</u> <u>cross</u> . It is <u>not</u> <u>fun</u> to be <u>mad</u> . It is <u>not</u> <u>fun</u> to be <u>cross</u> . It is <u>fun</u> to be <u>glad</u> . Do you <u>think</u> it is <u>fun</u> ? Do you <u>think</u> it is <u>fun</u> to be <u>mad</u> ? Do you <u>think</u> it is <u>fun</u> to be <u>cross</u> ? I do <u>not</u> <u>think</u> it is <u>fun</u> to be <u>mad</u> and <u>cross</u> .				
	WRITE	Write the  and  words in your dictionary.				

MONDAY ACTIVITY 2





	READ	Read the  and  words from Activity 1.
	READ	Can I <u>call</u> you? Can I <u>call</u> you <u>mad</u> ? Is it <u>fun</u> ? Is it <u>fun</u> to <u>call</u> you <u>mad</u> ? It is <u>not</u> . It is <u>not</u> <u>fun</u> . It is <u>not</u> <u>fun</u> to <u>call</u> you <u>mad</u> . You will be <u>cross</u> . You will be <u>cross</u> if I <u>call</u> you <u>mad</u> . You will <u>not</u> be <u>glad</u> . You will <u>not</u> be <u>glad</u> if I <u>call</u> you <u>mad</u> . I will <u>not</u> <u>call</u> you. I will <u>not</u> <u>call</u> you <u>mad</u> .
	WRITE	Write a sentence with: help Write a question with: think

TUESDAY ACTIVITY 1





	LOOK & SAY	eat	phone	scared	help	friend
	SOUND OUT	stop	stand	must	just	
		strong	rust	bust	strap	

	READ	I <u>must stop</u> . I <u>must just stop</u> . I <u>must stop</u> and think. I <u>must just stop</u> and think. <u>Must I help</u> ? <u>Must I stop</u> to help? <u>Must I stop</u> to help my friend. My friend will be glad. My friend will be glad if I <u>stop</u> . My friend will be glad if I <u>stop</u> to help. He will not be mad. He will not be mad if I <u>stop</u> . He will not be mad if I <u>stop</u> to help.
	WRITE	1. Who must I stop and help? I must stop and help my _____. 2. How will my friend feel if I stop and help? My friend will feel _____ if I stop and help.







TUESDAY ACTIVITY 2

	READ	Read the  and  words from Activity 1.
	WRITE	Write a sentence with: eat Write a question with: strong



WEDNESDAY ACTIVITY 1



	LOOK & SAY	eat	phone	scared	help	friend
	SOUND OUT	boat	coat	road	goat	
	READ	I see a <u>boat</u> . I see a <u>boat</u> on the <u>road</u> . I see a <u>goat</u> in the <u>boat</u> on the <u>road</u> ! Can you see the <u>boat</u> ? Can you see the <u>boat</u> on the <u>road</u> ? Can you the <u>goat</u> in the <u>boat</u> on the <u>road</u> ? Must we help? Must we help the <u>goat</u> ? Must we help the <u>goat</u> in the <u>boat</u> ? Must we help the <u>goat</u> in the <u>boat</u> on the <u>road</u> ?				
	WRITE	1. Where is the boat? The boat is in the _____. 2. What is in the boat? The _____ is in the boat.				

WEDNESDAY ACTIVITY 2





	READ	Read the  and  words from Activity 1.
	WRITE	Write the  words and  words in your dictionary. Write a sentence with: friend Write a question with: soap

THURSDAY ACTIVITY 1





	LOOK & SAY	eat	phone	scared	help	friend			
	SOUND OUT	stop		must		just		bust	
		boast		boat		road		coat	

	READ		<p>The fish are scared. The fish are scared for their friend. The fish <u>must</u> help. The fish <u>must</u> help their friend. They <u>must</u> <u>stop</u> and help their friend! They <u>must</u> <u>phone</u>. They <u>must</u> <u>just</u> <u>phone</u>. They <u>must</u> <u>just</u> <u>phone</u> Wendy. They <u>must</u> <u>just</u> <u>phone</u> Wendy to help. They <u>must</u> <u>just</u> <u>phone</u> Wendy to help their friend. The shark <u>must</u> not eat their friend. Wendy <u>must</u> <u>stop</u> the shark! Will Wendy <u>stop</u> the shark? Will Wendy help?</p>
---	------	--	--





THURSDAY ACTIVITY 2

	READ	Read the  and  words from Activity 1.
	WRITE	<ol style="list-style-type: none">1. Who is scared? The _____ are scared.2. Who are they scared for? They are scared for their _____.3. Who must they phone? They must phone _____.4. Who wants to eat their friend? The _____ wants to eat their friend.5. Who must stop the shark? _____ must stop the shark.

FRIDAY ACTIVITY 1

	READ	Read all the  and  words again.
	READ	Read the story from Thursday Activity 1.

FRIDAY ACTIVITY 2







	READ	Read all the  and  words again.
	WRITE	Write the sentences in your book. Fix the mistakes. <ol style="list-style-type: none">1. they must stop and help their friend2. they must just phone wendy to help3. will wendy stop the shark

HOME LANGUAGE WORKSHEET






ENGLISH GRADE 3 TERM 1

WEEK 4



MONDAY ACTIVITY 1


	LOOK & SAY	please	ruin	why	knock	sorry
	SOUND OUT	strong	goat	roast	must	
		stop	soak	road	toad	
	READ	<p><u>Must I roast?</u> <u>Must I roast</u> the <u>goat</u>? <u>Must I soak</u> the <u>goat</u>? <u>Must I soak</u> and <u>roast</u> the <u>goat</u>? You <u>must stop</u>! You <u>must not roast</u> the <u>goat</u>. You <u>must not soak</u> the <u>goat</u>. You <u>must not soak</u> and <u>roast</u> the <u>goat</u>. Why <u>must I not roast</u> the <u>goat</u>? Why <u>must I not soak</u> the <u>goat</u>? Why <u>must I not soak</u> and <u>roast</u> the <u>goat</u>?</p>				
	WRITE	Write the  and  words in your dictionary.				


MONDAY ACTIVITY 2

	READ	Read the  and  words from Activity 1.
	READ	<p>Can you see the <u>toad</u>? Can you see the <u>toad</u> in the <u>road</u>? The <u>toad</u> is <u>strong</u>. The <u>toad</u> in the <u>road</u> is <u>strong</u>. <u>Must I stop</u>? <u>Must I stop</u> so you can see? I will <u>stop</u>. I will <u>stop</u> so you can see. I will <u>stop</u> so you can see the <u>toad</u>. I will <u>stop</u> so you can see the <u>toad</u> in the <u>road</u>. I will <u>stop</u> so you can see the <u>strong toad</u> in the <u>road</u>.</p>
	WRITE	<p>Write a sentence with: knock Write a question with: stop</p>

TUESDAY ACTIVITY 1


	LOOK & SAY	please	ruin	why	knock	sorry
	SOUND OUT	drip	drop	drag	drum	
		drink	dream	dress	drift	

	READ	<p>I must not <u>drip</u> the <u>drink</u>. I must not <u>drip</u> the <u>drink</u> on her <u>dress</u>. I must not <u>drag</u>. I must not <u>drag</u> her <u>dress</u>. I must not <u>drop</u>. I must not <u>drop</u> her <u>dress</u>. It will ruin her <u>dress</u>. It will ruin her <u>dress</u> if I <u>drip</u> the <u>drink</u> on it. It will ruin her <u>dress</u> if I <u>drag</u> it. It will ruin her <u>dress</u> if I <u>drop</u> it. She will be sad. She will be sad if I ruin her <u>dress</u>.</p>
---	-------------	---

	WRITE	<p>1. What must I not ruin? I must not ruin her _____.</p> <p>2. How will she feel if I ruin her dress? She will feel _____ if I ruin her dress.</p>
---	--------------	--


TUESDAY ACTIVITY 2


	READ	Read the  and  words from Activity 1.
---	-------------	---


	WRITE	Write a sentence with: drum Write a question with: why
--	--------------	---

WEDNESDAY ACTIVITY 1







	LOOK & SAY	please	ruin	why	knock	sorry
---	-----------------------	--------	------	-----	-------	-------

	SOUND OUT	tree	seem	queen	weed
		street	free	speed	sweet

	READ	<p>I see a <u>queen</u>. I see a <u>sweet queen</u> in the <u>tree</u>. I see a <u>sweet queen</u> in the <u>tree</u> by the <u>street</u>. Why is the <u>sweet queen</u> in the <u>tree</u>? Why is the <u>sweet queen</u> in the <u>tree</u> by the <u>street</u>? The <u>queen</u> wants to be <u>free</u>. The <u>sweet queen</u> wants to be <u>free</u>. She wants to be <u>free</u> to sit in the <u>tree</u>. Why does the <u>sweet queen</u> want to be <u>free</u> to sit in the <u>tree</u>?</p>
---	-------------	---



	WRITE	<p>1. Where is the queen? The queen is in the ____.</p> <p>2. Why is the queen in the tree? The queen is in the tree because she wants to be ____.</p>
---	--------------	--

WEDNESDAY ACTIVITY 2





	READ	Read the  and  words from Activity 1.
	WRITE	Write the  words and  words in your dictionary. Write a sentence with: queen Write a question with: please

THURSDAY ACTIVITY 1





	LOOK & SAY	please	ruin	why	knock	sorry
	SOUND OUT	dream	drink	drop	drag	
		seem	sweet	speed	street	

	READ	<div style="display: flex; align-items: center;">  <div style="margin-left: 20px;"> <p>Mbuso has a dream. He has a dream to build a big sandcastle. The girl will come. She will come to knock it down. She is not sweet! She is not a sweet girl! Why will she knock the sandcastle? Why will she knock the sandcastle down? She will run with speed. She will run with speed and knock it down. How will Mbuso feel? Will the girl say sorry? Will the girl say sorry to Mbuso?</p> </div> </div>
---	-------------	---





THURSDAY ACTIVITY 2

	READ	Read the  and  words from Activity 1.
	WRITE	<ol style="list-style-type: none">Who has a dream to build a big sandcastle? _____ has a dream to build a big sandcastle.What will the girl do to the sandcastle? The girl will _____ the sandcastle down.How will she run? She will run with _____.Is the girl a sweet girl? Yes/No, The girl is/ is not a sweet girl.Do you think the girl should say sorry to Mbuso? Yes/ No, I do/do not think the girl should say sorry to Mbuso.

FRIDAY ACTIVITY 1

	READ	Read all the  and  words again.
	READ	Read the story from Thursday Activity 1.

FRIDAY ACTIVITY 2







	READ	Read all the  and  words again.
	WRITE	Write the sentences in your book. Fix the mistakes. <ol style="list-style-type: none">she is not sweethow will mbuso feelwill the girl say sorry to mbuso

HOME LANGUAGE WORKSHEET






ENGLISH GRADE 3 TERM 1

WEEK 5

MONDAY ACTIVITY 1



	LOOK & SAY	over	hurt	won	shoes	like
	SOUND OUT	feel	dream	drink	free	
		drop	street	drift	speed	
	READ	I like to <u>feel free</u> . I like to <u>dream of speed</u> . I like to <u>feel free and dream of speed</u> in the <u>street</u> . I like to <u>feel free and dream of speed</u> in the <u>street</u> , but I do not want to get hurt. I will just <u>dream</u> . I will just <u>dream of speed</u> . I will just <u>dream of speed</u> in the <u>street</u> .				
	WRITE	Write the  and  words in your dictionary.				

MONDAY ACTIVITY 2





	READ	Read the  and  words from Activity 1.
	READ	I must not <u>drop my drink</u> . I must not <u>drop my drink</u> in the <u>street</u> . My mom will not like it. She will not like it if I <u>drop my drink</u> . She will not like it if I <u>drop my drink</u> in the <u>street</u> . I will <u>feel bad</u> . I will <u>feel bad</u> if I <u>drop my drink</u> . I will <u>feel bad</u> if I <u>drop my drink</u> in the <u>street</u> . I will <u>feel bad</u> if I make my mom mad.
	WRITE	Write a sentence with: won Write a question with: drop

TUESDAY ACTIVITY 1




	LOOK & SAY	over	hurt	won	shoes	like
	SOUND OUT	grab	grin	groan	green	
		grass	grand	great	grade	


	READ	I feel <u>great</u> . I feel <u>grand</u> . I feel <u>great</u> and <u>grand</u> . I feel <u>great</u> and <u>grand</u> to be in the next <u>grade</u> . I <u>grin</u> . I <u>grin</u> when I feel <u>great</u> . I <u>grin</u> when I feel <u>grand</u> . I <u>grin</u> when I feel <u>great</u> and <u>grand</u> . Do you <u>grin</u> ? Do you <u>grin</u> when you feel <u>great</u> ? Do you <u>grin</u> when you feel <u>grand</u> ? Do you <u>grin</u> when you feel <u>great</u> and <u>grand</u> ?
	WRITE	1. How do I feel? I feel ____ and ____. 2. What do I do when I feel great and grand? I ____ when I feel great and grand.

TUESDAY ACTIVITY 2

	READ	Read the  and  words from Activity 1.
	WRITE	Write a sentence with: shoes Write a question with: grade







WEDNESDAY ACTIVITY 1

	LOOK & SAY	over	hurt	won	shoes	like
	SOUND OUT	moon	spoon	soon	groom	
		loom	pool	zoom	food	
	READ	I like to eat <u>food</u> . I like to eat <u>food</u> in the <u>pool</u> . I like to eat <u>food</u> in the <u>pool</u> with a <u>spoon</u> . I drop <u>food</u> . I drop <u>food</u> in the <u>pool</u> . My dad will not like it. He will not like <u>food</u> in the <u>pool</u> . I must not eat in the <u>pool</u> . I must not eat <u>food</u> in the <u>pool</u> . I must not eat <u>food</u> in the <u>pool</u> with a <u>spoon</u> . I must not drop <u>food</u> in the <u>pool</u> !				



	WRITE	1. Where do I like to eat food? I like to eat food in the ____.
---	-------	--



		2. What do I drop in the pool? I drop _____ in the pool.
--	--	---

WEDNESDAY ACTIVITY 2




	READ	Read the  and  words from Activity 1.
	WRITE	Write the  words and  words in your dictionary. Write a sentence with: moon Write a question with: like


THURSDAY ACTIVITY 1

	LOOK & SAY	over	hurt	won	shoes	like
	SOUND OUT	grand	grin	great	green	
		zoom	soon	loom	food	





	READ	 <p>Zodwa like to run. Zodwa is a <u>great</u> runner. She has no shoes. Her feet hurt. Her feet hurt when she runs with no shoes. The lady will give her shoes. She will give her <u>green</u> shoes. Zodwa will be the best runner with her <u>green</u> shoes! She <u>zoomed</u> down the track. She <u>zoomed</u> down the track with her <u>green</u> shoes. She won! Zodwa won! Zodwa feels <u>great</u>! She feels <u>grand</u>!</p>
---	-------------	---

THURSDAY ACTIVITY 2





	READ	Read the  and  words from Activity 1.
	WRITE	1. What does Zodwa like to do?

		<p>Zodwa likes to _____.</p> <p>2. Who is a great runner? _____ is a great runner.</p> <p>3. Who will give her shoes? The _____ will give her shoes.</p> <p>4. What colour shoes will Zodwa get? Zodwa will get _____ shoes.</p> <p>5. Who won the race? _____ won the race.</p>
---	--	--

FRIDAY ACTIVITY 1

	<p>READ</p>	<p>Read all the  and  words again.</p>
	<p>READ</p>	<p>Read the story from Thursday Activity 1.</p>

FRIDAY ACTIVITY 2






	<p>READ</p>	<p>Read all the  and  words again.</p>
	<p>WRITE</p>	<p>Write the sentences in your book. Fix the mistakes.</p> <ol style="list-style-type: none"> 1. zodwa will be the best runner with her green shoes 2. she zoomed down the track 3. zodwa feels great

HOME LANGUAGE WORKSHEET






ENGLISH GRADE 3 TERM 1

WEEK 6

MONDAY ACTIVITY 1




	LOOK & SAY	different	dance	beauty	because	one
	SOUND OUT	grass	green	great		grin
		moon	soon	food		spoon
	READ	<p>I will dance. I will dance on the <u>grass</u>. I will dance on the <u>green grass</u>. I will dance on the <u>green grass</u> under the <u>moon</u>. I will dance on the <u>green grass</u> under the <u>moon</u> with a <u>spoon</u>. I will dance a <u>great</u> dance on the <u>green grass</u> under the <u>moon</u> with a <u>spoon</u>. I will dance <u>soon</u>. <u>Soon</u> I will dance a <u>great</u> dance on the <u>green grass</u> under the <u>moon</u> with a <u>spoon</u>.</p>				
	WRITE	Write the  and  words in your dictionary.				

MONDAY ACTIVITY 2





	READ	Read the  and  words from Activity 1.
	READ	<p>I <u>grin</u>. I <u>grin</u> at the <u>moon</u>. I <u>grin</u> at the <u>great moon</u>. Do you <u>grin</u>? Do you <u>grin</u> at the <u>great moon</u>? I <u>grin</u> because the <u>moon</u> is full of beauty I <u>grin</u> at the <u>great moon</u> because it is full of beauty. Do you think the <u>moon</u> is full of <u>beauty</u>? Do you <u>grin</u> at the <u>great moon</u> because it is full of beauty? You must <u>grin</u> at the <u>great moon</u> because it is full of beauty!</p>
	WRITE	<p>Write a sentence with: soon Write a question with: different</p>

TUESDAY ACTIVITY 1




	LOOK & SAY	different	dance	beauty	because	one
--	------------	-----------	-------	--------	---------	-----


	SOUND OUT	ship	shop	shin	shot
		bash	mash	fish	wish
	READ	<p>I <u>wish</u>. I <u>wish</u> I can go on a <u>ship</u>. I <u>wish</u> I can go on a big <u>ship</u>. I <u>wish</u> I can go on a big <u>ship</u> that has a <u>shop</u>. I <u>wish</u> I can go on a big <u>ship</u> so I can <u>fish</u>. Do you <u>wish</u>? Do you <u>wish</u> to go on a <u>ship</u>? Do you <u>wish</u> to go on a big <u>ship</u>? Do you <u>wish</u> to go on a big <u>ship</u> that has a <u>shop</u>? Do you <u>wish</u> to go on a big <u>ship</u> so you can <u>fish</u>?</p>			
	WRITE	<p>1. What do I wish I can go on? I wish I can go on a _____.</p> <p>2. What do I want to do on the big ship? I want to _____ on the big ship.</p>			

TUESDAY ACTIVITY 2

	READ	Read the  and  words from Activity 1.
	WRITE	<p>Write a sentence with: because</p> <p>Write a question with: mash</p>




WEDNESDAY ACTIVITY 1

	LOOK & SAY	different	dance	beauty	because	one
	SOUND OUT	thin	thick	thud	three	
		moth	with	math	bath	
	READ	<p>I see a <u>moth</u>. I see a <u>moth</u> on the <u>bath</u>. I see the <u>moth</u> on the <u>bath</u> <u>with</u> <u>thin</u> wings. I see the <u>moth</u> <u>with</u> the <u>thin</u> wings dance on the <u>bath</u>. Can you see the <u>moth</u>? Can you see the <u>moth</u> on the <u>bath</u>? Can you see the <u>moth</u> on the <u>bath</u> <u>with</u> the <u>thin</u> wings? Can you see the <u>moth</u> <u>with</u> the <u>thin</u> wings dance on the <u>bath</u>? Why is the <u>moth</u> on the <u>bath</u>? Why is the <u>moth</u> <u>with</u> the <u>thin</u> wings on the <u>bath</u>?</p>				



	WRITE	1. What can I see? I can see a ____. 2. Where is the moth? The moth is on the ____.
---	--------------	--


WEDNESDAY ACTIVITY 2

	READ	Read the  and  words from Activity 1.
---	-------------	---

	WRITE	Write the  words and  words in your dictionary. Write a sentence with: three Write a question with: one
---	--------------	---


THURSDAY ACTIVITY 1

	LOOK & SAY	different	dance	beauty	because	one
	SOUND OUT	with	thin	thick	three	
		shin	wish	bash	shop	

	READ	<div data-bbox="416 1093 799 1771" data-label="Image"> </div> <p data-bbox="823 1055 1501 1697"> Musa likes to dance. He is different. He is different because he has only one leg! He is not scared to dance. He is not scared to dance <u>with</u> one leg. He dances <u>with</u> beauty. He had a dream. He had a <u>wish</u>. He wanted to be the best. He wanted to be the best dancer! He had a dream and a <u>wish</u> to be the best dancer. Did Musa stop? He did not stop because he had only one leg! </p>
---	-------------	---

THURSDAY ACTIVITY 2

	READ	Read the  and  words from Activity 1.
---	-------------	---

	<p>WRITE</p>	<ol style="list-style-type: none"> 1. What does Musa like to do? Musa likes to _____. 2. Why is Musa different? Musa is different because _____. 3. How does Musa dance? Musa dances with _____. 4. What did Musa want to be? Musa wanted to be the _____. 5. Did Musa stop because he only had one leg? Yes/No, Musa did/did not stop because he only had one leg.
---	---------------------	--


FRIDAY ACTIVITY 1

	<p>READ</p>	<p>Read all the  and  words again.</p>
---	--------------------	--

	<p>READ</p>	<p>Read the story from Thursday Activity 1.</p>
--	--------------------	---

FRIDAY ACTIVITY 2







	<p>READ</p>	<p>Read all the  and  words again.</p>
---	--------------------	--

	<p>WRITE</p>	<p>Write the sentences in your book. Fix the mistakes.</p> <ol style="list-style-type: none"> 1. he is different because he has only one leg 2. he wanted to be the best dancer 3. did musa stop
---	---------------------	---






HOME LANGUAGE WORKSHEET
ENGLISH TERM 1

WEEK 7

MONDAY ACTIVITY 1




	LOOK & SAY	always	special	toy	idea	hair
	SOUND OUT	with	three	thin	bath	
		wish	shop	bash	fish	
	READ	I <u>wish</u> . I <u>wish</u> I had <u>three</u> <u>fish</u> . I <u>wish</u> I had <u>three</u> <u>fish</u> in my <u>bath</u> . I <u>wish</u> I had <u>three</u> <u>fish</u> to swim <u>with</u> me. I <u>wish</u> I had <u>three</u> <u>fish</u> to swim <u>with</u> me in the <u>bath</u> . Do you <u>wish</u> you had <u>fish</u> ? Do you <u>wish</u> you had <u>fish</u> in the <u>bath</u> ? Do you <u>wish</u> you had <u>fish</u> to swim <u>with</u> you? Do you <u>wish</u> you had <u>fish</u> to swim in the <u>bath</u> <u>with</u> you?				
	WRITE	Write the  and  words in your dictionary.				

MONDAY ACTIVITY 2





	READ	Read the  and  words from Activity 1.				
	READ	I will go. I will go to the <u>shop</u> . I will go to the <u>shop</u> <u>with</u> my mom. I will go to the <u>fish</u> <u>shop</u> . I will go to the <u>fish</u> <u>shop</u> <u>with</u> my mom. I will go to the <u>fish</u> <u>shop</u> <u>with</u> my mom because she wants to eat <u>fish</u> . I will go to the <u>fish</u> <u>shop</u> <u>with</u> my mom because she wants to eat <u>fish</u> for dinner. I like to eat <u>fish</u> . I like to eat <u>fish</u> for dinner. Do you like to eat <u>fish</u> ? Do you like to eat <u>fish</u> for dinner?				
	WRITE	Write a sentence with: toy Write a question with: thin				

TUESDAY ACTIVITY 1




	LOOK & SAY	always	special	toy	idea	hair
--	------------	--------	---------	-----	------	------


	SOUND OUT	chin	chop	chip	chain
		rich	such	much	chair
	READ	I sit. I always sit. I sit on my <u>chair</u> . I always sit on my <u>chair</u> . I sit on my <u>chair</u> and eat my <u>chips</u> . I always sit on my <u>chair</u> and eat my <u>chips</u> . I sit on my <u>chair</u> and eat my <u>chop</u> . I always sit on my <u>chair</u> and eat my <u>chop</u> . I sit on my <u>chair</u> and I eat my <u>chips</u> and my <u>chop</u> . I always sit on my <u>chair</u> and eat my <u>chips</u> and my <u>chop</u> .			
	WRITE	1. Where do I always sit? I always sit on my _____. 2. What do I always eat? I always my _____ and my _____.			

TUESDAY ACTIVITY 2







	READ	Read the  and  words from Activity 1.
	WRITE	Write a sentence with: chin Write a question with: hair

WEDNESDAY ACTIVITY 1



	LOOK & SAY	always	special	toy	idea	hair
	SOUND OUT	crib	crab	crop	crack	
		crash	crunch	cry	cried	
	READ	I hear a <u>crash</u> . I hear a <u>crunch</u> . I see a <u>crab</u> . I see a <u>crab</u> <u>crunch</u> my <u>chips</u> . I see a <u>crab</u> <u>crack</u> my <u>chips</u> . I see a big <u>crab</u> <u>crunch</u> and <u>crack</u> my <u>chips</u> ! I <u>cried</u> . I <u>cried</u> when the <u>crab</u> <u>crunched</u> my <u>chips</u> . I <u>cried</u> when the <u>crab</u> <u>cracked</u> my <u>chips</u> . I <u>cried</u> when the <u>crab</u> <u>crunched</u> and <u>cracked</u> my <u>chips</u> . Do you think you would <u>cry</u> ? Would you <u>cry</u> if a <u>crab</u> <u>crunched</u> and <u>cracked</u> your <u>chips</u> ?				



	WRITE	<p>1. What can I see? I can see a ____.</p> <p>2. What did I do when the crab crunched and cracked my chips? I _____ when the crab crunched and cracked my chips.</p>
--	--------------	---

WEDNESDAY ACTIVITY 2





	READ	Read the  and  words from Activity 1.
	WRITE	Write the  words and  words in your dictionary. Write a sentence with: idea Write a question with: cry

THURSDAY ACTIVITY 1

	LOOK & SAY	always	special	toy	idea	hair
	SOUND OUT	chop	much	chair		such
		cry	cried	crash		crop

	READ	<div style="display: flex; justify-content: space-between; align-items: center;"> <div style="text-align: center;">  </div> <div style="width: 70%;"> <p>Marie has a special toy. Teddy is her special toy. Marie always had Teddy with her. One day Josh had an idea. He will cut Teddy's hair! He will take Teddy and <u>chop</u> his hair. He thinks it is <u>such</u> a good idea! Do you think it is a good idea? Marie will <u>cry</u>. Marie will <u>cry</u> when she sees Teddy. Marie did <u>cry</u>. Marie <u>cried</u> when she saw Teddy. It was not <u>such</u> a good idea to <u>chop</u> Teddy's hair.</p> </div> </div>
--	-------------	---





THURSDAY ACTIVITY 2

	READ	Read the  and  words from Activity 1.
	WRITE	<ol style="list-style-type: none">Who is Marie's special toy? _____ is Marie's special toy.Who had an idea? _____ had an idea.What will Josh do to Teddy's hair? Josh will _____ Teddy's hair.What will Marie do when she sees Teddy? Marie will _____ when she sees Teddy.Was it a good idea to chop Teddy's hair? Yes/No, it was/ was not a good idea to chop Teddy's hair.

FRIDAY ACTIVITY 1

	READ	Read all the  and  words again.
	READ	Read the story from Thursday Activity 1.


FRIDAY ACTIVITY 2

	READ	Read all the  and  words again.
	WRITE	Write the sentences in your book. Fix the mistakes. <ol style="list-style-type: none">he will cut teddy's hairdo you think it is a good ideait was not such a good idea to chop teddy's hair






HOME LANGUAGE WORKSHEET
ENGLISH GRADE 3 TERM 1

WEEK 8


MONDAY ACTIVITY 1




	LOOK & SAY	alone	leave	around	play	thought
	SOUND OUT	chin	chop	chain	much	
		crack	crash	cry	crab	
	READ	I will <u>cry</u> . I will <u>cry</u> if I <u>crack</u> my <u>chin</u> . I will <u>cry</u> if I <u>crack</u> my <u>chin</u> on the <u>chain</u> . I will <u>cry</u> . I will <u>cry</u> if I <u>crash</u> my <u>chin</u> . I will <u>cry</u> if I <u>crash</u> my <u>chin</u> on the <u>chain</u> . I will <u>cry</u> if I <u>crack</u> and <u>crash</u> my <u>chin</u> on the <u>chain</u> . Will you <u>cry</u> ? Will you <u>cry</u> if you <u>crack</u> your <u>chin</u> on the <u>chain</u> ? Will you <u>cry</u> if you <u>crash</u> your <u>chin</u> on the <u>chain</u> ?				
	WRITE	Write the  and  words in your dictionary.				

MONDAY ACTIVITY 2





	READ	Read the  and  words from Activity 1.
	READ	The <u>crab</u> will <u>chop</u> . The <u>crab</u> will <u>crack</u> . The <u>crab</u> will <u>chop</u> and <u>crack</u> . What will the <u>crab</u> <u>chop</u> ? What will the <u>crab</u> <u>crack</u> ? What will the <u>crab</u> <u>chop</u> and <u>crack</u> ? The <u>crab</u> will <u>chop</u> the rock. The <u>crab</u> will <u>crack</u> the rock. The <u>crab</u> will <u>chop</u> and <u>crack</u> the rock. Will you <u>cry</u> ? Will you <u>cry</u> when the <u>crab</u> <u>chops</u> the rock? Will you <u>cry</u> when the <u>crab</u> <u>cracks</u> the rock?
	WRITE	Write a sentence with: crash Write a question with: crab

TUESDAY ACTIVITY 1



	LOOK & SAY	alone	leave	around	play	thought
--	------------	-------	-------	--------	------	---------


	SOUND OUT	stood	look	book	took
		shook	hook	foot	wood
	READ	I <u>stood</u> . I <u>stood</u> alone. I <u>stood</u> alone to <u>look</u> around. I <u>looked</u> . I <u>looked</u> at the <u>book</u> . I <u>looked</u> at the <u>book</u> with the <u>hook</u> . I <u>took</u> . I <u>took</u> the <u>book</u> . I <u>took</u> the <u>book</u> with the <u>hook</u> . I <u>shook</u> . I <u>shook</u> when I <u>looked</u> at the <u>book</u> . I <u>shook</u> when I <u>looked</u> at the <u>book</u> with the <u>hook</u> . I will leave the <u>book</u> . I will leave the <u>book</u> with the <u>hook</u> .			
	WRITE	1. Why did I stand alone? I stood alone to ____.			
		2. What did I do when I looked at the book with the hook? I ____ when I looked at the book with the hook.			


TUESDAY ACTIVITY 2

	READ	Read the  and  words from Activity 1.
	WRITE	Write a sentence with: foot Write a question with: play

WEDNESDAY ACTIVITY 1




	LOOK & SAY	alone	leave	around	play	thought
	SOUND OUT	sing	song	king	swing	
		sting	ring	sung	rang	

	READ	<p>I see the <u>king</u>. I see the <u>king sing</u>. I see the <u>king sing</u> a <u>song</u>. The <u>king</u> is on the <u>swing</u>. I see the <u>king</u> on the <u>swing</u>. I see the <u>king sing</u> on the <u>swing</u>. I see the <u>king sing</u> a <u>song</u> on the <u>swing</u>. He has a <u>ring</u>. I see the <u>king</u> with a <u>ring</u>. I see the <u>king</u> with a <u>ring</u> on the <u>swing</u>. I see the <u>king</u> with a <u>ring</u> <u>sing</u> a <u>song</u> on the <u>swing</u>.</p>
--	-------------	--



	WRITE	<p>1. Who can I see? I can see the ____.</p> <p>2. Where is the king? The king is on the ____.</p>
--	--------------	--


WEDNESDAY ACTIVITY 2

	READ	<p>Read the  and  words from Activity 1.</p>
--	-------------	--





	WRITE	<p>Write the  words and  words in your dictionary. Write a sentence with: sting Write a question with: leave</p>
---	--------------	--

THURSDAY ACTIVITY 1

	LOOK & SAY	alone	leave	around	play	thought
	SOUND OUT	stood	look	shook		took
		sing	sung	swing		ring

	READ	<div data-bbox="384 1451 746 1984" data-label="Image"> </div> <p>Fanisa thought no one will play with her. She stood with Ntsako. She did not want to be alone. She would not leave Ntsako alone. She stood with Ntsako all day. Fanisa thought no one will play with her because she looks different. Ntsako told Fanisa to leave her alone. She did not want Fanisa around all the time! Fanisa was so sad. She sat and cried alone.</p>
--	-------------	--





THURSDAY ACTIVITY 2

	READ	Read the  and  words from Activity 1.
	WRITE	<ol style="list-style-type: none">Who thought no one would play with her? _____ thought no one would play with her.Who did she stand with? She stood with _____.When did she stand with Ntsako? She stood with Ntsako _____.Why did Fanisa think no one would play with her? Fanisa thought no one would play with her because _____.How did Fanisa feel when Ntsako told her that she did not want her around all the time? Fanisa felt _____ when Ntsako told her that she did not want her around all the time.

FRIDAY ACTIVITY 1

	READ	Read all the  and  words again.
	READ	Read the story from Thursday Activity 1.

FRIDAY ACTIVITY 2

	READ	Read all the  and  words again.
	WRITE	Write the sentences in your book. Fix the mistakes. <ol style="list-style-type: none">she stood with ntsakontsako told fanisa to leave her aloneshe did not want fanisa around all the time






HOME LANGUAGE WORKSHEET
ENGLISH GRADE 3 TERM 1

WEEK 9


MONDAY ACTIVITY 1




	LOOK & SAY	poor	magic	money	about	giant
	SOUND OUT	sing	song	ring	swing	
		took	shook	stood	look	
	READ	I will <u>sing</u> . I will <u>sing</u> a <u>song</u> about a poor giant. I will <u>sing</u> a magic <u>song</u> about a poor giant. I will <u>sing</u> a magic <u>song</u> about a poor giant that had no money. Will you <u>sing</u> with me? Will you <u>sing</u> the <u>song</u> with me? Will you <u>sing</u> the <u>song</u> about a poor giant with me? Will you <u>sing</u> the magic <u>song</u> about a poor giant with me? Will you <u>sing</u> the magic <u>song</u> about a poor giant that had no money with me?				
	WRITE	Write the  and  words in your dictionary.				

MONDAY ACTIVITY 2





	READ	Read the  and  words from Activity 1.				
	READ	I <u>took</u> the <u>ring</u> . I <u>took</u> the magic <u>ring</u> . I <u>took</u> that magic <u>ring</u> to the <u>swing</u> . I will sit. I will sit on the <u>swing</u> . I will sit on the <u>swing</u> with the <u>ring</u> . I will sit n the <u>swing</u> with the magic <u>ring</u> . I will <u>look</u> . I will <u>look</u> at the <u>ring</u> . I will <u>look</u> at the <u>ring</u> as I sit on the <u>swing</u> . I will <u>look</u> at the magic <u>ring</u> as I sit on the <u>swing</u> .				
	WRITE	Write a sentence with: money Write a question with: song				

TUESDAY ACTIVITY 1




	LOOK & SAY	poor	magic	money	about	giant
--	------------	------	-------	-------	-------	-------


	SOUND OUT	car	far	tar	hard
		scar	star	jar	dark
	READ	I see a <u>car</u> . I see a <u>car</u> on the <u>tar</u> road. I see a <u>car</u> on the <u>dark tar</u> road. It has a <u>star</u> . The <u>car</u> has a <u>star</u> . I see a <u>car</u> with a <u>star</u> on the <u>dark tar</u> road. Can you see the <u>car</u> ? Can you see the <u>car</u> on the <u>tar</u> road? Can you see the <u>car</u> on the <u>dark tar</u> road? Can you see the <u>car</u> with the <u>star</u> on the <u>dark tar</u> road?			
	WRITE	1. What can I see? I can see a ____. 2. Where is the car? The car is on the _____.			

TUESDAY ACTIVITY 2

	READ	Read the  and  words from Activity 1.
	WRITE	Write a sentence with: star Write a question with: about




WEDNESDAY ACTIVITY 1

	LOOK & SAY	poor	magic	money	about	giant
	SOUND OUT	fork	born	storm	torch	
		short	sport	sort	north	
	READ	I have a <u>fork</u> . I will eat with the <u>fork</u> . I will eat <u>pork</u> with the <u>fork</u> . Will you eat with me? Will you eat <u>pork</u> with a <u>fork</u> with me? I am not poor. I have lots of money. I can eat lots of <u>pork</u> . I like to eat <u>pork</u> . I like to eat <u>pork</u> with a <u>fork</u> . I like to eat lots of <u>pork</u> with a <u>fork</u> . Do you like to eat <u>pork</u> ? Do you like to eat <u>pork</u> with a <u>fork</u> ? Do you like to eat lots of <u>pork</u> with a <u>fork</u> ?				

	WRITE	<p>3. What will I eat with? I will eat with a ____.</p> <p>4. What do I like to eat? I like to eat ____.</p>
--	--------------	--


WEDNESDAY ACTIVITY 2

	READ	Read the  and  words from Activity 1.
--	-------------	---





	WRITE	Write the  words and  words in your dictionary. Write a sentence with: sport Write a question with: money
--	--------------	---

THURSDAY ACTIVITY 1

	LOOK & SAY	poor	magic	money	about	giant
	SOUND OUT	sort	born	storm		short
		dark	hard	star		far

	READ	<div data-bbox="370 1061 1024 1756" data-label="Image"> </div> <p>Jack is poor. Jack and his mom are poor. They have no money. They thought. They thought about the giant. They thought about the giant that took their magic hen. They wished for their magic hen back. Jack will go. He will go to the giant. He will go to get the magic hen. He will go to get the magic hen back from the giant. Jack and his mom are not poor anymore. They have the magic hen! Jack took the magic hen from the giant!</p>
--	-------------	---





THURSDAY ACTIVITY 2

	READ	Read the  and  words from Activity 1.
	WRITE	<ol style="list-style-type: none">1. Who is poor? _____ and his _____ are poor.2. Who took their magic hen? The _____ took their magic hen.3. Who will go get the magic hen? _____ will go get the magic hen.4. Why are Jack and his mom not poor anymore? Jack and his mom are not poor anymore because _____.5. How did they get the magic hen back? _____ took the magic hen from the _____.

FRIDAY ACTIVITY 1

	READ	Read all the  and  words again.
	READ	Read the story from Thursday Activity 1.







FRIDAY ACTIVITY 2

	READ	Read all the  and  words again.
	WRITE	Write the sentences in your book. Fix the mistakes. <ol style="list-style-type: none">1. jack and his mom are poor2. he will go to get the magic hen back from the giant3. jack took the magic hen from the giant






HOME LANGUAGE WORKSHEET
ENGLISH GRADE 3 TERM 1

WEEK 10

MONDAY ACTIVITY 1

	LOOK & SAY	picture	colourful	words	read	write
	SOUND OUT	ship	must	great	story	
		book	hard	chair	with	
	READ	I <u>must</u> look. I <u>must</u> look at the <u>book</u> . I <u>must</u> look at the <u>book</u> about <u>ships</u> . I <u>must</u> sit. I <u>must</u> sit on the <u>chair</u> . I <u>must</u> sit on the <u>chair</u> and look. I <u>must</u> sit on the <u>chair</u> and look at the <u>book</u> . I <u>must</u> sit on the <u>chair</u> and look at the <u>book</u> about <u>ships</u> . I <u>must</u> read. I <u>must</u> sit and read. I <u>must</u> sit and read the <u>story</u> in the <u>book</u> about <u>ships</u> .				
	WRITE	Write the  and  words in your dictionary.				

MONDAY ACTIVITY 2

	READ	Read the  and  words from Activity 1.
	READ	I like to read. I like to read I like to read. I <u>must</u> read a <u>story</u> . I <u>must</u> read a <u>story</u> about a king. I <u>must</u> read a <u>story</u> about a king and his <u>ship</u> . I <u>must</u> read a <u>story</u> about a <u>great</u> king and his colourful <u>ship</u> . I will read <u>with</u> my mom. My mom also likes to read. My mom will read the <u>story</u> <u>with</u> me. She will read the <u>story</u> about the king and his <u>ship</u> <u>with</u> me. She will read the <u>story</u> about the <u>great</u> king and his colourful <u>ship</u> <u>with</u> me.
	WRITE	Write a sentence with: picture Write a question with: hard

TUESDAY ACTIVITY 1

	LOOK & SAY	picture	colourful	words	read	write
--	------------	---------	-----------	-------	------	-------


	SOUND OUT	turn	nurse	hurt	burn
		burnt	burst	church	surf
	READ	I <u>hurt</u> my leg. I <u>hurt</u> my leg in <u>church</u> . I <u>burnt</u> my leg. I <u>burnt</u> my leg in <u>church</u> . How did you <u>hurt</u> your leg? How did you <u>hurt</u> your leg in <u>church</u> ? How did you <u>burn</u> your leg? How did you <u>burn</u> your leg in <u>church</u> ? You must go to the <u>nurse</u> . The <u>nurse</u> will help you. The <u>nurse</u> will help you with your leg. The <u>nurse</u> will help you with your <u>burnt</u> leg.			
	WRITE	1. Where did I burn my leg? I burnt my leg in ____. 2. Who must I go to? I must go to the ____.			

TUESDAY ACTIVITY 2

	READ	Read the and words from Activity 1.
	WRITE	Write a sentence with: write Write a question with: church




WEDNESDAY ACTIVITY 1

	LOOK & SAY	picture	colourful	words	read	write
	SOUND OUT	bird	third	thirst	thirsty	
		chirp	first	shirt	skirt	
	READ	I see a <u>bird</u> . I see a colourful <u>bird</u> . The <u>bird</u> will <u>chirp</u> . The colourful <u>bird</u> will <u>chirp</u> . Can you see the <u>bird</u> ? Can you see the colourful <u>bird</u> ? Can you hear the <u>bird</u> ? Can you hear the colourful <u>bird chirp</u> ? I will write a story. I will write a story about the <u>bird</u> . I will write a story about the colourful <u>bird</u> . Will you read my story? Will you read my story about the colourful <u>bird</u> ?				



	WRITE	<p>3. What kind of bird do I see? I see a _____ bird.</p> <p>4. What will the colourful bird do? I colourful bird will _____.</p>
--	--------------	---


WEDNESDAY ACTIVITY 2

	READ	Read the  and  words from Activity 1.
--	-------------	---





	WRITE	Write the  words and  words in your dictionary. Write a sentence with: first Write a question with: thirsty
--	--------------	---

THURSDAY ACTIVITY 1

	LOOK & SAY	picture	colourful	words	read	write
	SOUND OUT	turn	hurt	burnt		burst
		first	thirsty	bird		shirt

	READ	<div data-bbox="395 1070 1070 1686" data-label="Image"> </div> <p>Stacey likes to read. Stacey likes to look at pictures. She likes to look at colourful pictures. She likes to look at the colourful pictures in books. Stacey likes to write. She likes to write stories. Stacey writes words to make a story. She writes words to make a great story. Her dream is to write. Her dream is to write a book. She works hard. She works hard to write a book!</p>
--	-------------	---





THURSDAY ACTIVITY 2

	READ	Read the  and  words from Activity 1.
	WRITE	<ol style="list-style-type: none">Who likes to read? _____ likes to read.What does Stacey like to look at? She likes to look at _____.Who likes to write? _____ likes to write.What does Stacey write to make a story? Stacey writes _____ to make a story.What does Stacey work hard to do? Stacey works hard to _____.

FRIDAY ACTIVITY 1

	READ	Read all the  and  words again.
	READ	Read the story from Thursday Activity 1.

FRIDAY ACTIVITY 2






	READ	Read all the  and  words again.
	WRITE	Write the sentences in your book. Fix the mistakes. <ol style="list-style-type: none">stacey writes words to make a storyher dream is to write a bookshe works hard to write a book

HOME LANGUAGE WORKSHEET






ENGLISH GRADE 3 TERM 1

WEEK 3



MONDAY ACTIVITY 1



	LOOK & SAY	eat	phone	scared	help	friend
	SOUND OUT	call	fun	not	see	
		think	mad	cross	glad	
	READ	I am <u>glad</u> . I am <u>glad</u> to <u>see</u> you are <u>not</u> <u>mad</u> . I am <u>glad</u> to <u>see</u> you are <u>not</u> <u>cross</u> . It is <u>not</u> <u>fun</u> to be <u>mad</u> . It is <u>not</u> <u>fun</u> to be <u>cross</u> . It is <u>fun</u> to be <u>glad</u> . Do you <u>think</u> it is <u>fun</u> ? Do you <u>think</u> it is <u>fun</u> to be <u>mad</u> ? Do you <u>think</u> it is <u>fun</u> to be <u>cross</u> ? I do <u>not</u> <u>think</u> it is <u>fun</u> to be <u>mad</u> and <u>cross</u> .				
	WRITE	Write the  and  words in your dictionary.				

MONDAY ACTIVITY 2





	READ	Read the  and  words from Activity 1.
	READ	Can I <u>call</u> you? Can I <u>call</u> you <u>mad</u> ? Is it <u>fun</u> ? Is it <u>fun</u> to <u>call</u> you <u>mad</u> ? It is <u>not</u> . It is <u>not</u> <u>fun</u> . It is <u>not</u> <u>fun</u> to <u>call</u> you <u>mad</u> . You will be <u>cross</u> . You will be <u>cross</u> if I <u>call</u> you <u>mad</u> . You will <u>not</u> be <u>glad</u> . You will <u>not</u> be <u>glad</u> if I <u>call</u> you <u>mad</u> . I will <u>not</u> <u>call</u> you. I will <u>not</u> <u>call</u> you <u>mad</u> .
	WRITE	Write a sentence with: help Write a question with: think

TUESDAY ACTIVITY 1





	LOOK & SAY	eat	phone	scared	help	friend
	SOUND OUT	stop	stand	must	just	
		strong	rust	bust	strap	

	READ	I <u>must stop</u> . I <u>must just stop</u> . I <u>must stop</u> and think. I <u>must just stop</u> and think. <u>Must I help</u> ? <u>Must I stop</u> to help? <u>Must I stop</u> to help my friend. My friend will be glad. My friend will be glad if I <u>stop</u> . My friend will be glad if I <u>stop</u> to help. He will not be mad. He will not be mad if I <u>stop</u> . He will not be mad if I <u>stop</u> to help.
	WRITE	1. Who must I stop and help? I must stop and help my _____. 2. How will my friend feel if I stop and help? My friend will feel _____ if I stop and help.







TUESDAY ACTIVITY 2

	READ	Read the  and  words from Activity 1.
	WRITE	Write a sentence with: eat Write a question with: strong



WEDNESDAY ACTIVITY 1



	LOOK & SAY	eat	phone	scared	help	friend
	SOUND OUT	boat	coat	road	goat	
	READ	I see a <u>boat</u> . I see a <u>boat</u> on the <u>road</u> . I see a <u>goat</u> in the <u>boat</u> on the <u>road</u> ! Can you see the <u>boat</u> ? Can you see the <u>boat</u> on the <u>road</u> ? Can you the <u>goat</u> in the <u>boat</u> on the <u>road</u> ? Must we help? Must we help the <u>goat</u> ? Must we help the <u>goat</u> in the <u>boat</u> ? Must we help the <u>goat</u> in the <u>boat</u> on the <u>road</u> ?				
	WRITE	1. Where is the boat? The boat is in the _____. 2. What is in the boat? The _____ is in the boat.				

WEDNESDAY ACTIVITY 2





	READ	Read the  and  words from Activity 1.
	WRITE	Write the  words and  words in your dictionary. Write a sentence with: friend Write a question with: soap

THURSDAY ACTIVITY 1





	LOOK & SAY	eat	phone	scared	help	friend			
	SOUND OUT	stop		must		just		bust	
		boast		boat		road		coat	

	READ		<p>The fish are scared. The fish are scared for their friend. The fish <u>must</u> help. The fish <u>must</u> help their friend. They <u>must</u> <u>stop</u> and help their friend! They <u>must</u> <u>phone</u>. They <u>must</u> <u>just</u> <u>phone</u>. They <u>must</u> <u>just</u> <u>phone</u> Wendy. They <u>must</u> <u>just</u> <u>phone</u> Wendy to help. They <u>must</u> <u>just</u> <u>phone</u> Wendy to help their friend. The shark <u>must</u> not eat their friend. Wendy <u>must</u> <u>stop</u> the shark! Will Wendy <u>stop</u> the shark? Will Wendy help?</p>
---	------	--	--





THURSDAY ACTIVITY 2

	READ	Read the  and  words from Activity 1.
	WRITE	<ol style="list-style-type: none">Who is scared? The _____ are scared.Who are they scared for? They are scared for their _____.Who must they phone? They must phone _____.Who wants to eat their friend? The _____ wants to eat their friend.Who must stop the shark? _____ must stop the shark.

FRIDAY ACTIVITY 1

	READ	Read all the  and  words again.
	READ	Read the story from Thursday Activity 1.

FRIDAY ACTIVITY 2







	READ	Read all the  and  words again.
	WRITE	Write the sentences in your book. Fix the mistakes. <ol style="list-style-type: none">they must stop and help their friendthey must just phone wendy to helpwill wendy stop the shark

HOME LANGUAGE WORKSHEET






ENGLISH GRADE 3 TERM 1

WEEK 4



MONDAY ACTIVITY 1


	LOOK & SAY	please	ruin	why	knock	sorry
	SOUND OUT	strong	goat	roast	must	
		stop	soak	road	toad	
	READ	<p><u>Must I roast?</u> <u>Must I roast</u> the <u>goat</u>? <u>Must I soak</u> the <u>goat</u>? <u>Must I soak</u> and <u>roast</u> the <u>goat</u>? You <u>must stop</u>! You <u>must not roast</u> the <u>goat</u>. You <u>must not soak</u> the <u>goat</u>. You <u>must not soak</u> and <u>roast</u> the <u>goat</u>. Why <u>must I not roast</u> the <u>goat</u>? Why <u>must I not soak</u> the <u>goat</u>? Why <u>must I not soak</u> and <u>roast</u> the <u>goat</u>?</p>				
	WRITE	Write the  and  words in your dictionary.				


MONDAY ACTIVITY 2

	READ	Read the  and  words from Activity 1.
	READ	<p>Can you see the <u>toad</u>? Can you see the <u>toad</u> in the <u>road</u>? The <u>toad</u> is <u>strong</u>. The <u>toad</u> in the <u>road</u> is <u>strong</u>. <u>Must I stop</u>? <u>Must I stop</u> so you can see? I will <u>stop</u>. I will <u>stop</u> so you can see. I will <u>stop</u> so you can see the <u>toad</u>. I will <u>stop</u> so you can see the <u>toad</u> in the <u>road</u>. I will <u>stop</u> so you can see the <u>strong toad</u> in the <u>road</u>.</p>
	WRITE	<p>Write a sentence with: knock Write a question with: stop</p>

TUESDAY ACTIVITY 1


	LOOK & SAY	please	ruin	why	knock	sorry
	SOUND OUT	drip	drop	drag	drum	
		drink	dream	dress	drift	

	READ	<p>I must not <u>drip</u> the <u>drink</u>. I must not <u>drip</u> the <u>drink</u> on her <u>dress</u>. I must not <u>drag</u>. I must not <u>drag</u> her <u>dress</u>. I must not <u>drop</u>. I must not <u>drop</u> her <u>dress</u>. It will ruin her <u>dress</u>. It will ruin her <u>dress</u> if I <u>drip</u> the <u>drink</u> on it. It will ruin her <u>dress</u> if I <u>drag</u> it. It will ruin her <u>dress</u> if I <u>drop</u> it. She will be sad. She will be sad if I ruin her <u>dress</u>.</p>
---	-------------	---

	WRITE	<p>1. What must I not ruin? I must not ruin her _____.</p> <p>2. How will she feel if I ruin her dress? She will feel _____ if I ruin her dress.</p>
---	--------------	--


TUESDAY ACTIVITY 2


	READ	Read the  and  words from Activity 1.
---	-------------	---


	WRITE	Write a sentence with: drum Write a question with: why
--	--------------	---

WEDNESDAY ACTIVITY 1







	LOOK & SAY	please	ruin	why	knock	sorry
---	-----------------------	--------	------	-----	-------	-------

	SOUND OUT	tree	seem	queen	weed
		street	free	speed	sweet

	READ	<p>I see a <u>queen</u>. I see a <u>sweet queen</u> in the <u>tree</u>. I see a <u>sweet queen</u> in the <u>tree</u> by the <u>street</u>. Why is the <u>sweet queen</u> in the <u>tree</u>? Why is the <u>sweet queen</u> in the <u>tree</u> by the <u>street</u>? The <u>queen</u> wants to be <u>free</u>. The <u>sweet queen</u> wants to be <u>free</u>. She wants to be <u>free</u> to sit in the <u>tree</u>. Why does the <u>sweet queen</u> want to be <u>free</u> to sit in the <u>tree</u>?</p>
---	-------------	---



	WRITE	<p>1. Where is the queen? The queen is in the ____.</p> <p>2. Why is the queen in the tree? The queen is in the tree because she wants to be ____.</p>
---	--------------	--

WEDNESDAY ACTIVITY 2





	READ	Read the  and  words from Activity 1.
	WRITE	Write the  words and  words in your dictionary. Write a sentence with: queen Write a question with: please

THURSDAY ACTIVITY 1





	LOOK & SAY	please	ruin	why	knock	sorry
	SOUND OUT	dream	drink	drop	drag	
		seem	sweet	speed	street	

	READ	<div style="display: flex; align-items: center;">  <div style="margin-left: 20px;"> <p>Mbuso has a dream. He has a dream to build a big sandcastle. The girl will come. She will come to knock it down. She is not sweet! She is not a sweet girl! Why will she knock the sandcastle? Why will she knock the sandcastle down? She will run with speed. She will run with speed and knock it down. How will Mbuso feel? Will the girl say sorry? Will the girl say sorry to Mbuso?</p> </div> </div>
---	-------------	---





THURSDAY ACTIVITY 2

	READ	Read the  and  words from Activity 1.
	WRITE	<ol style="list-style-type: none">Who has a dream to build a big sandcastle? _____ has a dream to build a big sandcastle.What will the girl do to the sandcastle? The girl will _____ the sandcastle down.How will she run? She will run with _____.Is the girl a sweet girl? Yes/No, The girl is/ is not a sweet girl.Do you think the girl should say sorry to Mbuso? Yes/ No, I do/do not think the girl should say sorry to Mbuso.

FRIDAY ACTIVITY 1

	READ	Read all the  and  words again.
	READ	Read the story from Thursday Activity 1.

FRIDAY ACTIVITY 2







	READ	Read all the  and  words again.
	WRITE	Write the sentences in your book. Fix the mistakes. <ol style="list-style-type: none">she is not sweethow will mbuso feelwill the girl say sorry to mbuso

HOME LANGUAGE WORKSHEET






ENGLISH GRADE 3 TERM 1

WEEK 5

MONDAY ACTIVITY 1



	LOOK & SAY	over	hurt	won	shoes	like
	SOUND OUT	feel	dream	drink	free	
		drop	street	drift	speed	
	READ	I like to <u>feel free</u> . I like to <u>dream of speed</u> . I like to <u>feel free and dream of speed</u> in the <u>street</u> . I like to <u>feel free and dream of speed</u> in the <u>street</u> , but I do not want to get hurt. I will just <u>dream</u> . I will just <u>dream of speed</u> . I will just <u>dream of speed</u> in the <u>street</u> .				
	WRITE	Write the  and  words in your dictionary.				

MONDAY ACTIVITY 2





	READ	Read the  and  words from Activity 1.
	READ	I must not <u>drop my drink</u> . I must not <u>drop my drink</u> in the <u>street</u> . My mom will not like it. She will not like it if I <u>drop my drink</u> . She will not like it if I <u>drop my drink</u> in the <u>street</u> . I will <u>feel bad</u> . I will <u>feel bad</u> if I <u>drop my drink</u> . I will <u>feel bad</u> if I <u>drop my drink</u> in the <u>street</u> . I will <u>feel bad</u> if I make my mom mad.
	WRITE	Write a sentence with: won Write a question with: drop

TUESDAY ACTIVITY 1




	LOOK & SAY	over	hurt	won	shoes	like
	SOUND OUT	grab	grin	groan	green	
		grass	grand	great	grade	


	READ	I feel <u>great</u> . I feel <u>grand</u> . I feel <u>great</u> and <u>grand</u> . I feel <u>great</u> and <u>grand</u> to be in the next <u>grade</u> . I <u>grin</u> . I <u>grin</u> when I feel <u>great</u> . I <u>grin</u> when I feel <u>grand</u> . I <u>grin</u> when I feel <u>great</u> and <u>grand</u> . Do you <u>grin</u> ? Do you <u>grin</u> when you feel <u>great</u> ? Do you <u>grin</u> when you feel <u>grand</u> ? Do you <u>grin</u> when you feel <u>great</u> and <u>grand</u> ?
	WRITE	1. How do I feel? I feel ____ and ____. 2. What do I do when I feel great and grand? I ____ when I feel great and grand.

TUESDAY ACTIVITY 2

	READ	Read the  and  words from Activity 1.
	WRITE	Write a sentence with: shoes Write a question with: grade







WEDNESDAY ACTIVITY 1

	LOOK & SAY	over	hurt	won	shoes	like
	SOUND OUT	moon	spoon	soon	groom	
		loom	pool	zoom	food	
	READ	I like to eat <u>food</u> . I like to eat <u>food</u> in the <u>pool</u> . I like to eat <u>food</u> in the <u>pool</u> with a <u>spoon</u> . I drop <u>food</u> . I drop <u>food</u> in the <u>pool</u> . My dad will not like it. He will not like <u>food</u> in the <u>pool</u> . I must not eat in the <u>pool</u> . I must not eat <u>food</u> in the <u>pool</u> . I must not eat <u>food</u> in the <u>pool</u> with a <u>spoon</u> . I must not drop <u>food</u> in the <u>pool</u> !				



	WRITE	1. Where do I like to eat food? I like to eat food in the ____.
---	-------	--



		2. What do I drop in the pool? I drop _____ in the pool.
--	--	---

WEDNESDAY ACTIVITY 2




	READ	Read the  and  words from Activity 1.
	WRITE	Write the  words and  words in your dictionary. Write a sentence with: moon Write a question with: like


THURSDAY ACTIVITY 1

	LOOK & SAY	over	hurt	won	shoes	like
	SOUND OUT	grand	grin	great	green	
		zoom	soon	loom	food	





	READ	 <p>Zodwa like to run. Zodwa is a <u>great</u> runner. She has no shoes. Her feet hurt. Her feet hurt when she runs with no shoes. The lady will give her shoes. She will give her <u>green</u> shoes. Zodwa will be the best runner with her <u>green</u> shoes! She <u>zoomed</u> down the track. She <u>zoomed</u> down the track with her <u>green</u> shoes. She won! Zodwa won! Zodwa feels <u>great</u>! She feels <u>grand</u>!</p>
---	-------------	---

THURSDAY ACTIVITY 2





	READ	Read the  and  words from Activity 1.
	WRITE	1. What does Zodwa like to do?

		<p>Zodwa likes to _____.</p> <p>2. Who is a great runner? _____ is a great runner.</p> <p>3. Who will give her shoes? The _____ will give her shoes.</p> <p>4. What colour shoes will Zodwa get? Zodwa will get _____ shoes.</p> <p>5. Who won the race? _____ won the race.</p>
---	--	--

FRIDAY ACTIVITY 1

	<p>READ</p>	<p>Read all the  and  words again.</p>
	<p>READ</p>	<p>Read the story from Thursday Activity 1.</p>

FRIDAY ACTIVITY 2






	<p>READ</p>	<p>Read all the  and  words again.</p>
	<p>WRITE</p>	<p>Write the sentences in your book. Fix the mistakes.</p> <ol style="list-style-type: none"> 1. zodwa will be the best runner with her green shoes 2. she zoomed down the track 3. zodwa feels great

HOME LANGUAGE WORKSHEET






ENGLISH GRADE 3 TERM 1

WEEK 6

MONDAY ACTIVITY 1




	LOOK & SAY	different	dance	beauty	because	one
	SOUND OUT	grass	green	great		grin
		moon	soon	food		spoon
	READ	<p>I will dance. I will dance on the <u>grass</u>. I will dance on the <u>green grass</u>. I will dance on the <u>green grass</u> under the <u>moon</u>. I will dance on the <u>green grass</u> under the <u>moon</u> with a <u>spoon</u>. I will dance a <u>great</u> dance on the <u>green grass</u> under the <u>moon</u> with a <u>spoon</u>. I will dance <u>soon</u>. <u>Soon</u> I will dance a <u>great</u> dance on the <u>green grass</u> under the <u>moon</u> with a <u>spoon</u>.</p>				
	WRITE	Write the  and  words in your dictionary.				

MONDAY ACTIVITY 2





	READ	Read the  and  words from Activity 1.				
	READ	<p>I <u>grin</u>. I <u>grin</u> at the <u>moon</u>. I <u>grin</u> at the <u>great moon</u>. Do you <u>grin</u>? Do you <u>grin</u> at the <u>great moon</u>? I <u>grin</u> because the <u>moon</u> is full of beauty I <u>grin</u> at the <u>great moon</u> because it is full of beauty. Do you think the <u>moon</u> is full of <u>beauty</u>? Do you <u>grin</u> at the <u>great moon</u> because it is full of beauty? You must <u>grin</u> at the <u>great moon</u> because it is full of beauty!</p>				
	WRITE	<p>Write a sentence with: soon Write a question with: different</p>				

TUESDAY ACTIVITY 1




	LOOK & SAY	different	dance	beauty	because	one
--	------------	-----------	-------	--------	---------	-----


	SOUND OUT	ship	shop	shin	shot
		bash	mash	fish	wish
	READ	<p>I <u>wish</u>. I <u>wish</u> I can go on a <u>ship</u>. I <u>wish</u> I can go on a big <u>ship</u>. I <u>wish</u> I can go on a big <u>ship</u> that has a <u>shop</u>. I <u>wish</u> I can go on a big <u>ship</u> so I can <u>fish</u>. Do you <u>wish</u>? Do you <u>wish</u> to go on a <u>ship</u>? Do you <u>wish</u> to go on a big <u>ship</u>? Do you <u>wish</u> to go on a big <u>ship</u> that has a <u>shop</u>? Do you <u>wish</u> to go on a big <u>ship</u> so you can <u>fish</u>?</p>			
	WRITE	<p>1. What do I wish I can go on? I wish I can go on a _____.</p> <p>2. What do I want to do on the big ship? I want to _____ on the big ship.</p>			

TUESDAY ACTIVITY 2

	READ	Read the  and  words from Activity 1.
	WRITE	Write a sentence with: because Write a question with: mash




WEDNESDAY ACTIVITY 1

	LOOK & SAY	different	dance	beauty	because	one
	SOUND OUT	thin	thick	thud	three	
		moth	with	math	bath	
	READ	<p>I see a <u>moth</u>. I see a <u>moth</u> on the <u>bath</u>. I see the <u>moth</u> on the <u>bath</u> <u>with</u> <u>thin</u> wings. I see the <u>moth</u> <u>with</u> the <u>thin</u> wings dance on the <u>bath</u>. Can you see the <u>moth</u>? Can you see the <u>moth</u> on the <u>bath</u>? Can you see the <u>moth</u> on the <u>bath</u> <u>with</u> the <u>thin</u> wings? Can you see the <u>moth</u> <u>with</u> the <u>thin</u> wings dance on the <u>bath</u>? Why is the <u>moth</u> on the <u>bath</u>? Why is the <u>moth</u> <u>with</u> the <u>thin</u> wings on the <u>bath</u>?</p>				



	WRITE	<p>1. What can I see? I can see a ____.</p> <p>2. Where is the moth? The moth is on the ____.</p>
---	--------------	---


WEDNESDAY ACTIVITY 2

	READ	Read the  and  words from Activity 1.
---	-------------	---

	WRITE	Write the  words and  words in your dictionary. Write a sentence with: three Write a question with: one
---	--------------	---


THURSDAY ACTIVITY 1

	LOOK & SAY	different	dance	beauty	because	one
	SOUND OUT	with	thin	thick	three	
		shin	wish	bash	shop	

	READ	<div data-bbox="416 1093 799 1771" data-label="Image"> </div> <p>Musa likes to dance. He is different. He is different because he has only one leg! He is not scared to dance. He is not scared to dance <u>with</u> one leg. He dances <u>with</u> beauty. He had a dream. He had a <u>wish</u>. He wanted to be the best. He wanted to be the best dancer! He had a dream and a <u>wish</u> to be the best dancer. Did Musa stop? He did not stop because he had only one leg!</p>
---	-------------	--

THURSDAY ACTIVITY 2

	READ	Read the  and  words from Activity 1.
---	-------------	---

	<p>WRITE</p>	<ol style="list-style-type: none"> 1. What does Musa like to do? Musa likes to _____. 2. Why is Musa different? Musa is different because _____. 3. How does Musa dance? Musa dances with _____. 4. What did Musa want to be? Musa wanted to be the _____. 5. Did Musa stop because he only had one leg? Yes/No, Musa did/did not stop because he only had one leg.
---	---------------------	--


FRIDAY ACTIVITY 1

	<p>READ</p>	<p>Read all the  and  words again.</p>
---	--------------------	--

	<p>READ</p>	<p>Read the story from Thursday Activity 1.</p>
--	--------------------	---

FRIDAY ACTIVITY 2







	<p>READ</p>	<p>Read all the  and  words again.</p>
---	--------------------	--

	<p>WRITE</p>	<p>Write the sentences in your book. Fix the mistakes.</p> <ol style="list-style-type: none"> 1. he is different because he has only one leg 2. he wanted to be the best dancer 3. did musa stop
---	---------------------	---






HOME LANGUAGE WORKSHEET
ENGLISH TERM 1

WEEK 7

MONDAY ACTIVITY 1




	LOOK & SAY	always	special	toy	idea	hair
	SOUND OUT	with	three	thin	bath	
		wish	shop	bash	fish	
	READ	I <u>wish</u> . I <u>wish</u> I had <u>three</u> <u>fish</u> . I <u>wish</u> I had <u>three</u> <u>fish</u> in my <u>bath</u> . I <u>wish</u> I had <u>three</u> <u>fish</u> to swim <u>with</u> me. I <u>wish</u> I had <u>three</u> <u>fish</u> to swim <u>with</u> me in the <u>bath</u> . Do you <u>wish</u> you had <u>fish</u> ? Do you <u>wish</u> you had <u>fish</u> in the <u>bath</u> ? Do you <u>wish</u> you had <u>fish</u> to swim <u>with</u> you? Do you <u>wish</u> you had <u>fish</u> to swim in the <u>bath</u> <u>with</u> you?				
	WRITE	Write the  and  words in your dictionary.				

MONDAY ACTIVITY 2





	READ	Read the  and  words from Activity 1.				
	READ	I will go. I will go to the <u>shop</u> . I will go to the <u>shop</u> <u>with</u> my mom. I will go to the <u>fish</u> <u>shop</u> . I will go to the <u>fish</u> <u>shop</u> <u>with</u> my mom. I will go to the <u>fish</u> <u>shop</u> <u>with</u> my mom because she wants to eat <u>fish</u> . I will go to the <u>fish</u> <u>shop</u> <u>with</u> my mom because she wants to eat <u>fish</u> for dinner. I like to eat <u>fish</u> . I like to eat <u>fish</u> for dinner. Do you like to eat <u>fish</u> ? Do you like to eat <u>fish</u> for dinner?				
	WRITE	Write a sentence with: toy Write a question with: thin				

TUESDAY ACTIVITY 1




	LOOK & SAY	always	special	toy	idea	hair
--	------------	--------	---------	-----	------	------


	SOUND OUT	chin	chop	chip	chain
		rich	such	much	chair
	READ	I sit. I always sit. I sit on my <u>chair</u> . I always sit on my <u>chair</u> . I sit on my <u>chair</u> and eat my <u>chips</u> . I always sit on my <u>chair</u> and eat my <u>chips</u> . I sit on my <u>chair</u> and eat my <u>chop</u> . I always sit on my <u>chair</u> and eat my <u>chop</u> . I sit on my <u>chair</u> and I eat my <u>chips</u> and my <u>chop</u> . I always sit on my <u>chair</u> and eat my <u>chips</u> and my <u>chop</u> .			
	WRITE	1. Where do I always sit? I always sit on my _____. 2. What do I always eat? I always my _____ and my _____.			

TUESDAY ACTIVITY 2







	READ	Read the  and  words from Activity 1.
	WRITE	Write a sentence with: chin Write a question with: hair

WEDNESDAY ACTIVITY 1



	LOOK & SAY	always	special	toy	idea	hair
	SOUND OUT	crib	crab	crop	crack	
		crash	crunch	cry	cried	
	READ	I hear a <u>crash</u> . I hear a <u>crunch</u> . I see a <u>crab</u> . I see a <u>crab</u> <u>crunch</u> my <u>chips</u> . I see a <u>crab</u> <u>crack</u> my <u>chips</u> . I see a big <u>crab</u> <u>crunch</u> and <u>crack</u> my <u>chips</u> ! I <u>cried</u> . I <u>cried</u> when the <u>crab</u> <u>crunched</u> my <u>chips</u> . I <u>cried</u> when the <u>crab</u> <u>cracked</u> my <u>chips</u> . I <u>cried</u> when the <u>crab</u> <u>crunched</u> and <u>cracked</u> my <u>chips</u> . Do you think you would <u>cry</u> ? Would you <u>cry</u> if a <u>crab</u> <u>crunched</u> and <u>cracked</u> your <u>chips</u> ?				



	WRITE	<p>1. What can I see? I can see a ____.</p> <p>2. What did I do when the crab crunched and cracked my chips? I _____ when the crab crunched and cracked my chips.</p>
--	--------------	---

WEDNESDAY ACTIVITY 2





	READ	Read the  and  words from Activity 1.
	WRITE	Write the  words and  words in your dictionary. Write a sentence with: idea Write a question with: cry

THURSDAY ACTIVITY 1

	LOOK & SAY	always	special	toy	idea	hair
	SOUND OUT	chop	much	chair		such
		cry	cried	crash		crop

	READ	<div style="display: flex; align-items: center;">  <div style="margin-left: 20px;"> <p>Marie has a special toy. Teddy is her special toy. Marie always had Teddy with her. One day Josh had an idea. He will cut Teddy's hair! He will take Teddy and <u>chop</u> his hair. He thinks it is <u>such</u> a good idea! Do you think it is a good idea? Marie will <u>cry</u>. Marie will <u>cry</u> when she sees Teddy. Marie did <u>cry</u>. Marie <u>cried</u> when she saw Teddy. It was not <u>such</u> a good idea to <u>chop</u> Teddy's hair.</p> </div> </div>
--	-------------	---





THURSDAY ACTIVITY 2

	READ	Read the  and  words from Activity 1.
	WRITE	<ol style="list-style-type: none">Who is Marie's special toy? _____ is Marie's special toy.Who had an idea? _____ had an idea.What will Josh do to Teddy's hair? Josh will _____ Teddy's hair.What will Marie do when she sees Teddy? Marie will _____ when she sees Teddy.Was it a good idea to chop Teddy's hair? Yes/No, it was/ was not a good idea to chop Teddy's hair.

FRIDAY ACTIVITY 1

	READ	Read all the  and  words again.
	READ	Read the story from Thursday Activity 1.


FRIDAY ACTIVITY 2

	READ	Read all the  and  words again.
	WRITE	Write the sentences in your book. Fix the mistakes. <ol style="list-style-type: none">he will cut teddy's hairdo you think it is a good ideait was not such a good idea to chop teddy's hair






HOME LANGUAGE WORKSHEET
ENGLISH GRADE 3 TERM 1

WEEK 8

MONDAY ACTIVITY 1




	LOOK & SAY	alone	leave	around	play	thought
	SOUND OUT	chin	chop	chain	much	
		crack	crash	cry	crab	
	READ	I will <u>cry</u> . I will <u>cry</u> if I <u>crack</u> my <u>chin</u> . I will <u>cry</u> if I <u>crack</u> my <u>chin</u> on the <u>chain</u> . I will <u>cry</u> . I will <u>cry</u> if I <u>crash</u> my <u>chin</u> . I will <u>cry</u> if I <u>crash</u> my <u>chin</u> on the <u>chain</u> . I will <u>cry</u> if I <u>crack</u> and <u>crash</u> my <u>chin</u> on the <u>chain</u> . Will you <u>cry</u> ? Will you <u>cry</u> if you <u>crack</u> your <u>chin</u> on the <u>chain</u> ? Will you <u>cry</u> if you <u>crash</u> your <u>chin</u> on the <u>chain</u> ?				
	WRITE	Write the  and  words in your dictionary.				

MONDAY ACTIVITY 2





	READ	Read the  and  words from Activity 1.
	READ	The <u>crab</u> will <u>chop</u> . The <u>crab</u> will <u>crack</u> . The <u>crab</u> will <u>chop</u> and <u>crack</u> . What will the <u>crab</u> <u>chop</u> ? What will the <u>crab</u> <u>crack</u> ? What will the <u>crab</u> <u>chop</u> and <u>crack</u> ? The <u>crab</u> will <u>chop</u> the rock. The <u>crab</u> will <u>crack</u> the rock. The <u>crab</u> will <u>chop</u> and <u>crack</u> the rock. Will you <u>cry</u> ? Will you <u>cry</u> when the <u>crab</u> <u>chops</u> the rock? Will you <u>cry</u> when the <u>crab</u> <u>cracks</u> the rock?
	WRITE	Write a sentence with: crash Write a question with: crab

TUESDAY ACTIVITY 1



	LOOK & SAY	alone	leave	around	play	thought
--	------------	-------	-------	--------	------	---------


	SOUND OUT	stood	look	book	took
		shook	hook	foot	wood
	READ	I <u>stood</u> . I <u>stood</u> alone. I <u>stood</u> alone to <u>look</u> around. I <u>looked</u> . I <u>looked</u> at the <u>book</u> . I <u>looked</u> at the <u>book</u> with the <u>hook</u> . I <u>took</u> . I <u>took</u> the <u>book</u> . I <u>took</u> the <u>book</u> with the <u>hook</u> . I <u>shook</u> . I <u>shook</u> when I <u>looked</u> at the <u>book</u> . I <u>shook</u> when I <u>looked</u> at the <u>book</u> with the <u>hook</u> . I will leave the <u>book</u> . I will leave the <u>book</u> with the <u>hook</u> .			
	WRITE	1. Why did I stand alone? I stood alone to ____.			
		2. What did I do when I looked at the book with the hook? I ____ when I looked at the book with the hook.			


TUESDAY ACTIVITY 2

	READ	Read the  and  words from Activity 1.
	WRITE	Write a sentence with: foot Write a question with: play

WEDNESDAY ACTIVITY 1




	LOOK & SAY	alone	leave	around	play	thought
	SOUND OUT	sing	song	king	swing	
		sting	ring	sung	rang	

	READ	<p>I see the <u>king</u>. I see the <u>king sing</u>. I see the <u>king sing</u> a <u>song</u>. The <u>king</u> is on the <u>swing</u>. I see the <u>king</u> on the <u>swing</u>. I see the <u>king sing</u> on the <u>swing</u>. I see the <u>king sing</u> a <u>song</u> on the <u>swing</u>. He has a <u>ring</u>. I see the <u>king</u> with a <u>ring</u>. I see the <u>king</u> with a <u>ring</u> on the <u>swing</u>. I see the <u>king</u> with a <u>ring</u> <u>sing</u> a <u>song</u> on the <u>swing</u>.</p>
--	-------------	--



	WRITE	<p>1. Who can I see? I can see the ____.</p> <p>2. Where is the king? The king is on the ____.</p>
--	--------------	--


WEDNESDAY ACTIVITY 2

	READ	<p>Read the  and  words from Activity 1.</p>
--	-------------	--





	WRITE	<p>Write the  words and  words in your dictionary.</p> <p>Write a sentence with: sting</p> <p>Write a question with: leave</p>
---	--------------	--

THURSDAY ACTIVITY 1

	LOOK & SAY	alone	leave	around	play	thought
	SOUND OUT	stood	look	shook		took
		sing	sung	swing		ring

	READ	<div data-bbox="384 1451 746 1984" data-label="Image"> </div> <p>Fanisa thought no one will play with her. She stood with Ntsako. She did not want to be alone. She would not leave Ntsako alone. She stood with Ntsako all day. Fanisa thought no one will play with her because she looks different. Ntsako told Fanisa to leave her alone. She did not want Fanisa around all the time! Fanisa was so sad. She sat and cried alone.</p>
--	-------------	--





THURSDAY ACTIVITY 2

	READ	Read the  and  words from Activity 1.
	WRITE	<ol style="list-style-type: none">Who thought no one would play with her? _____ thought no one would play with her.Who did she stand with? She stood with _____.When did she stand with Ntsako? She stood with Ntsako _____.Why did Fanisa think no one would play with her? Fanisa thought no one would play with her because _____.How did Fanisa feel when Ntsako told her that she did not want her around all the time? Fanisa felt _____ when Ntsako told her that she did not want her around all the time.

FRIDAY ACTIVITY 1

	READ	Read all the  and  words again.
	READ	Read the story from Thursday Activity 1.

FRIDAY ACTIVITY 2

	READ	Read all the  and  words again.
	WRITE	Write the sentences in your book. Fix the mistakes. <ol style="list-style-type: none">she stood with ntsakontsako told fanisa to leave her aloneshe did not want fanisa around all the time






HOME LANGUAGE WORKSHEET
ENGLISH GRADE 3 TERM 1

WEEK 9


MONDAY ACTIVITY 1




	LOOK & SAY	poor	magic	money	about	giant
	SOUND OUT	sing	song	ring	swing	
		took	shook	stood	look	
	READ	I will <u>sing</u> . I will <u>sing</u> a <u>song</u> about a poor giant. I will <u>sing</u> a magic <u>song</u> about a poor giant. I will <u>sing</u> a magic <u>song</u> about a poor giant that had no money. Will you <u>sing</u> with me? Will you <u>sing</u> the <u>song</u> with me? Will you <u>sing</u> the <u>song</u> about a poor giant with me? Will you <u>sing</u> the magic <u>song</u> about a poor giant with me? Will you <u>sing</u> the magic <u>song</u> about a poor giant that had no money with me?				
	WRITE	Write the  and  words in your dictionary.				

MONDAY ACTIVITY 2





	READ	Read the  and  words from Activity 1.				
	READ	I <u>took</u> the <u>ring</u> . I <u>took</u> the magic <u>ring</u> . I <u>took</u> that magic <u>ring</u> to the <u>swing</u> . I will sit. I will sit on the <u>swing</u> . I will sit on the <u>swing</u> with the <u>ring</u> . I will sit n the <u>swing</u> with the magic <u>ring</u> . I will <u>look</u> . I will <u>look</u> at the <u>ring</u> . I will <u>look</u> at the <u>ring</u> as I sit on the <u>swing</u> . I will <u>look</u> at the magic <u>ring</u> as I sit on the <u>swing</u> .				
	WRITE	Write a sentence with: money Write a question with: song				

TUESDAY ACTIVITY 1




	LOOK & SAY	poor	magic	money	about	giant
--	------------	------	-------	-------	-------	-------


	SOUND OUT	car	far	tar	hard
		scar	star	jar	dark
	READ	I see a <u>car</u> . I see a <u>car</u> on the <u>tar</u> road. I see a <u>car</u> on the <u>dark tar</u> road. It has a <u>star</u> . The <u>car</u> has a <u>star</u> . I see a <u>car</u> with a <u>star</u> on the <u>dark tar</u> road. Can you see the <u>car</u> ? Can you see the <u>car</u> on the <u>tar</u> road? Can you see the <u>car</u> on the <u>dark tar</u> road? Can you see the <u>car</u> with the <u>star</u> on the <u>dark tar</u> road?			
	WRITE	1. What can I see? I can see a ____. 2. Where is the car? The car is on the _____.			

TUESDAY ACTIVITY 2

	READ	Read the  and  words from Activity 1.
	WRITE	Write a sentence with: star Write a question with: about




WEDNESDAY ACTIVITY 1

	LOOK & SAY	poor	magic	money	about	giant
	SOUND OUT	fork	born	storm	torch	
		short	sport	sort	north	
	READ	I have a <u>fork</u> . I will eat with the <u>fork</u> . I will eat <u>pork</u> with the <u>fork</u> . Will you eat with me? Will you eat <u>pork</u> with a <u>fork</u> with me? I am not poor. I have lots of money. I can eat lots of <u>pork</u> . I like to eat <u>pork</u> . I like to eat <u>pork</u> with a <u>fork</u> . I like to eat lots of <u>pork</u> with a <u>fork</u> . Do you like to eat <u>pork</u> ? Do you like to eat <u>pork</u> with a <u>fork</u> ? Do you like to eat lots of <u>pork</u> with a <u>fork</u> ?				

	WRITE	<p>3. What will I eat with? I will eat with a ____.</p> <p>4. What do I like to eat? I like to eat ____.</p>
--	--------------	--


WEDNESDAY ACTIVITY 2

	READ	Read the  and  words from Activity 1.
--	-------------	---





	WRITE	Write the  words and  words in your dictionary. Write a sentence with: sport Write a question with: money
--	--------------	---

THURSDAY ACTIVITY 1

	LOOK & SAY	poor	magic	money	about	giant
	SOUND OUT	sort	born	storm		short
		dark	hard	star		far

	READ	<div data-bbox="370 1061 1024 1756" data-label="Image"> </div> <p>Jack is poor. Jack and his mom are poor. They have no money. They thought. They thought about the giant. They thought about the giant that took their magic hen. They wished for their magic hen back. Jack will go. He will go to the giant. He will go to get the magic hen. He will go to get the magic hen back from the giant. Jack and his mom are not poor anymore. They have the magic hen! Jack took the magic hen from the giant!</p>
--	-------------	---





THURSDAY ACTIVITY 2

	READ	Read the  and  words from Activity 1.
	WRITE	<ol style="list-style-type: none">1. Who is poor? _____ and his _____ are poor.2. Who took their magic hen? The _____ took their magic hen.3. Who will go get the magic hen? _____ will go get the magic hen.4. Why are Jack and his mom not poor anymore? Jack and his mom are not poor anymore because _____.5. How did they get the magic hen back? _____ took the magic hen from the _____.

FRIDAY ACTIVITY 1

	READ	Read all the  and  words again.
	READ	Read the story from Thursday Activity 1.







FRIDAY ACTIVITY 2

	READ	Read all the  and  words again.
	WRITE	Write the sentences in your book. Fix the mistakes. <ol style="list-style-type: none">1. jack and his mom are poor2. he will go to get the magic hen back from the giant3. jack took the magic hen from the giant






HOME LANGUAGE WORKSHEET
ENGLISH GRADE 3 TERM 1

WEEK 10


MONDAY ACTIVITY 1




	LOOK & SAY	picture	colourful	words	read	write
	SOUND OUT	ship	must	great	story	
		book	hard	chair	with	
	READ	I <u>must</u> look. I <u>must</u> look at the <u>book</u> . I <u>must</u> look at the <u>book</u> about <u>ships</u> . I <u>must</u> sit. I <u>must</u> sit on the <u>chair</u> . I <u>must</u> sit on the <u>chair</u> and look. I <u>must</u> sit on the <u>chair</u> and look at the <u>book</u> . I <u>must</u> sit on the <u>chair</u> and look at the <u>book</u> about <u>ships</u> . I <u>must</u> read. I <u>must</u> sit and read. I <u>must</u> sit and read the <u>story</u> in the <u>book</u> about <u>ships</u> .				
	WRITE	Write the  and  words in your dictionary.				

MONDAY ACTIVITY 2





	READ	Read the  and  words from Activity 1.
	READ	I like to read. I like to read I like to read. I <u>must</u> read a <u>story</u> . I <u>must</u> read a <u>story</u> about a king. I <u>must</u> read a <u>story</u> about a king and his <u>ship</u> . I <u>must</u> read a <u>story</u> about a <u>great</u> king and his colourful <u>ship</u> . I will read <u>with</u> my mom. My mom also likes to read. My mom will read the <u>story</u> <u>with</u> me. She will read the <u>story</u> about the king and his <u>ship</u> <u>with</u> me. She will read the <u>story</u> about the <u>great</u> king and his colourful <u>ship</u> <u>with</u> me.
	WRITE	Write a sentence with: picture Write a question with: hard

TUESDAY ACTIVITY 1




	LOOK & SAY	picture	colourful	words	read	write
--	------------	---------	-----------	-------	------	-------


	SOUND OUT	turn	nurse	hurt	burn
		burnt	burst	church	surf
	READ	I <u>hurt</u> my leg. I <u>hurt</u> my leg in <u>church</u> . I <u>burnt</u> my leg. I <u>burnt</u> my leg in <u>church</u> . How did you <u>hurt</u> your leg? How did you <u>hurt</u> your leg in <u>church</u> ? How did you <u>burn</u> your leg? How did you <u>burn</u> your leg in <u>church</u> ? You must go to the <u>nurse</u> . The <u>nurse</u> will help you. The <u>nurse</u> will help you with your leg. The <u>nurse</u> will help you with your <u>burnt</u> leg.			
	WRITE	1. Where did I burn my leg? I burnt my leg in ____. 2. Who must I go to? I must go to the ____.			

TUESDAY ACTIVITY 2

	READ	Read the  and  words from Activity 1.
	WRITE	Write a sentence with: write Write a question with: church




WEDNESDAY ACTIVITY 1

	LOOK & SAY	picture	colourful	words	read	write
	SOUND OUT	bird	third	thirst	thirsty	
		chirp	first	shirt	skirt	
	READ	I see a <u>bird</u> . I see a colourful <u>bird</u> . The <u>bird</u> will <u>chirp</u> . The colourful <u>bird</u> will <u>chirp</u> . Can you see the <u>bird</u> ? Can you see the colourful <u>bird</u> ? Can you hear the <u>bird</u> ? Can you hear the colourful <u>bird chirp</u> ? I will write a story. I will write a story about the <u>bird</u> . I will write a story about the colourful <u>bird</u> . Will you read my story? Will you read my story about the colourful <u>bird</u> ?				



	WRITE	<p>3. What kind of bird do I see? I see a _____ bird.</p> <p>4. What will the colourful bird do? I colourful bird will _____.</p>
--	--------------	---


WEDNESDAY ACTIVITY 2

	READ	Read the  and  words from Activity 1.
--	-------------	---





	WRITE	Write the  words and  words in your dictionary. Write a sentence with: first Write a question with: thirsty
--	--------------	---

THURSDAY ACTIVITY 1

	LOOK & SAY	picture	colourful	words	read	write
	SOUND OUT	turn	hurt	burnt	burst	
		first	thirsty	bird	shirt	

	READ	<div data-bbox="395 1070 1070 1686" data-label="Image"> </div> <p data-bbox="1137 1055 1509 1756"> Stacey likes to read. Stacey likes to look at pictures. She likes to look at colourful pictures. She likes to look at the colourful pictures in books. Stacey likes to write. She likes to write stories. Stacey writes </p> <p data-bbox="368 1765 1509 1928"> words to make a story. She writes words to make a great story. Her dream is to write. Her dream is to write a book. She works hard. She works hard to write a book! </p>
--	-------------	---





THURSDAY ACTIVITY 2

	READ	Read the  and  words from Activity 1.
	WRITE	<ol style="list-style-type: none">Who likes to read? _____ likes to read.What does Stacey like to look at? She likes to look at _____.Who likes to write? _____ likes to write.What does Stacey write to make a story? Stacey writes _____ to make a story.What does Stacey work hard to do? Stacey works hard to _____.

FRIDAY ACTIVITY 1

	READ	Read all the  and  words again.
	READ	Read the story from Thursday Activity 1.

FRIDAY ACTIVITY 2






	READ	Read all the  and  words again.
	WRITE	Write the sentences in your book. Fix the mistakes. <ol style="list-style-type: none">stacey writes words to make a storyher dream is to write a bookshe works hard to write a book

HOME LANGUAGE WORKSHEET






ENGLISH GRADE 3 TERM 1

WEEK 3



MONDAY ACTIVITY 1



	LOOK & SAY	eat	phone	scared	help	friend
	SOUND OUT	call	fun	not	see	
		think	mad	cross	glad	
	READ	I am <u>glad</u> . I am <u>glad</u> to <u>see</u> you are <u>not</u> <u>mad</u> . I am <u>glad</u> to <u>see</u> you are <u>not</u> <u>cross</u> . It is <u>not</u> <u>fun</u> to be <u>mad</u> . It is <u>not</u> <u>fun</u> to be <u>cross</u> . It is <u>fun</u> to be <u>glad</u> . Do you <u>think</u> it is <u>fun</u> ? Do you <u>think</u> it is <u>fun</u> to be <u>mad</u> ? Do you <u>think</u> it is <u>fun</u> to be <u>cross</u> ? I do <u>not</u> <u>think</u> it is <u>fun</u> to be <u>mad</u> and <u>cross</u> .				
	WRITE	Write the  and  words in your dictionary.				

MONDAY ACTIVITY 2





	READ	Read the  and  words from Activity 1.
	READ	Can I <u>call</u> you? Can I <u>call</u> you <u>mad</u> ? Is it <u>fun</u> ? Is it <u>fun</u> to <u>call</u> you <u>mad</u> ? It is <u>not</u> . It is <u>not</u> <u>fun</u> . It is <u>not</u> <u>fun</u> to <u>call</u> you <u>mad</u> . You will be <u>cross</u> . You will be <u>cross</u> if I <u>call</u> you <u>mad</u> . You will <u>not</u> be <u>glad</u> . You will <u>not</u> be <u>glad</u> if I <u>call</u> you <u>mad</u> . I will <u>not</u> <u>call</u> you. I will <u>not</u> <u>call</u> you <u>mad</u> .
	WRITE	Write a sentence with: help Write a question with: think

TUESDAY ACTIVITY 1





	LOOK & SAY	eat	phone	scared	help	friend
	SOUND OUT	stop	stand	must	just	
		strong	rust	bust	strap	

	READ	<p>I <u>must stop</u>. I <u>must just stop</u>. I <u>must stop</u> and think. I <u>must just stop</u> and think. <u>Must I help</u>? <u>Must I stop</u> to help? <u>Must I stop</u> to help my friend. My friend will be glad. My friend will be glad if I <u>stop</u>. My friend will be glad if I <u>stop</u> to help. He will not be mad. He will not be mad if I <u>stop</u>. He will not be mad if I <u>stop</u> to help.</p>
	WRITE	<p>1. Who must I stop and help? I must stop and help my _____.</p> <p>2. How will my friend feel if I stop and help? My friend will feel _____ if I stop and help.</p>







TUESDAY ACTIVITY 2

	READ	Read the  and  words from Activity 1.
	WRITE	Write a sentence with: eat Write a question with: strong



WEDNESDAY ACTIVITY 1



	LOOK & SAY	eat	phone	scared	help	friend
	SOUND OUT	boat	coat	road	goat	
	READ	<p>I see a <u>boat</u>. I see a <u>boat</u> on the <u>road</u>. I see a <u>goat</u> in the <u>boat</u> on the <u>road</u>! Can you see the <u>boat</u>? Can you see the <u>boat</u> on the <u>road</u>? Can you the <u>goat</u> in the <u>boat</u> on the <u>road</u>? Must we help? Must we help the <u>goat</u>? Must we help the <u>goat</u> in the <u>boat</u>? Must we help the <u>goat</u> in the <u>boat</u> on the <u>road</u>?</p>				
	WRITE	<p>1. Where is the boat? The boat is in the _____.</p> <p>2. What is in the boat? The _____ is in the boat.</p>				

WEDNESDAY ACTIVITY 2





	READ	Read the  and  words from Activity 1.
	WRITE	Write the  words and  words in your dictionary. Write a sentence with: friend Write a question with: soap

THURSDAY ACTIVITY 1





	LOOK & SAY	eat	phone	scared	help	friend			
	SOUND OUT	stop		must		just		bust	
		boast		boat		road		coat	

	READ	 <p>The fish are scared. The fish are scared for their friend. The fish <u>must</u> help. The fish <u>must</u> help their friend. They <u>must</u> <u>stop</u> and help their friend! They <u>must</u> <u>phone</u>. They <u>must</u> <u>just</u> <u>phone</u>. They <u>must</u> <u>just</u> <u>phone</u> Wendy. They <u>must</u> <u>just</u> <u>phone</u> Wendy to help. They <u>must</u> <u>just</u> <u>phone</u> Wendy to help their friend. The shark <u>must</u> not eat their friend. Wendy <u>must</u> <u>stop</u> the shark! Will Wendy <u>stop</u> the shark? Will Wendy help?</p>	<p>The fish are scared. The fish are scared for their friend. The fish <u>must</u> help. The fish <u>must</u> help their friend. They <u>must</u> <u>stop</u> and help their friend! They <u>must</u> <u>phone</u>. They <u>must</u> <u>just</u> <u>phone</u>. They <u>must</u> <u>just</u> <u>phone</u> Wendy. They <u>must</u> <u>just</u> <u>phone</u> Wendy to help. They <u>must</u> <u>just</u> <u>phone</u> Wendy to help their friend. The shark <u>must</u> not eat their friend. Wendy <u>must</u> <u>stop</u> the shark! Will Wendy <u>stop</u> the shark? Will Wendy help?</p>
---	------	---	--





THURSDAY ACTIVITY 2

	READ	Read the  and  words from Activity 1.
	WRITE	<ol style="list-style-type: none">Who is scared? The _____ are scared.Who are they scared for? They are scared for their _____.Who must they phone? They must phone _____.Who wants to eat their friend? The _____ wants to eat their friend.Who must stop the shark? _____ must stop the shark.

FRIDAY ACTIVITY 1

	READ	Read all the  and  words again.
	READ	Read the story from Thursday Activity 1.

FRIDAY ACTIVITY 2







	READ	Read all the  and  words again.
	WRITE	Write the sentences in your book. Fix the mistakes. <ol style="list-style-type: none">they must stop and help their friendthey must just phone wendy to helpwill wendy stop the shark

HOME LANGUAGE WORKSHEET






ENGLISH GRADE 3 TERM 1

WEEK 4



MONDAY ACTIVITY 1


	LOOK & SAY	please	ruin	why	knock	sorry
	SOUND OUT	strong	goat	roast	must	
		stop	soak	road	toad	
	READ	<p><u>Must I roast?</u> <u>Must I roast</u> the <u>goat</u>? <u>Must I soak</u> the <u>goat</u>? <u>Must I soak</u> and <u>roast</u> the <u>goat</u>? You <u>must stop</u>! You <u>must not roast</u> the <u>goat</u>. You <u>must not soak</u> the <u>goat</u>. You <u>must not soak</u> and <u>roast</u> the <u>goat</u>. Why <u>must I not roast</u> the <u>goat</u>? Why <u>must I not soak</u> the <u>goat</u>? Why <u>must I not soak</u> and <u>roast</u> the <u>goat</u>?</p>				
	WRITE	Write the  and  words in your dictionary.				


MONDAY ACTIVITY 2

	READ	Read the  and  words from Activity 1.
	READ	<p>Can you see the <u>toad</u>? Can you see the <u>toad</u> in the <u>road</u>? The <u>toad</u> is <u>strong</u>. The <u>toad</u> in the <u>road</u> is <u>strong</u>. <u>Must I stop</u>? <u>Must I stop</u> so you can see? I will <u>stop</u>. I will <u>stop</u> so you can see. I will <u>stop</u> so you can see the <u>toad</u>. I will <u>stop</u> so you can see the <u>toad</u> in the <u>road</u>. I will <u>stop</u> so you can see the <u>strong toad</u> in the <u>road</u>.</p>
	WRITE	<p>Write a sentence with: knock Write a question with: stop</p>

TUESDAY ACTIVITY 1


	LOOK & SAY	please	ruin	why	knock	sorry
	SOUND OUT	drip	drop	drag	drum	
		drink	dream	dress	drift	

	READ	<p>I must not <u>drip</u> the <u>drink</u>. I must not <u>drip</u> the <u>drink</u> on her <u>dress</u>. I must not <u>drag</u>. I must not <u>drag</u> her <u>dress</u>. I must not <u>drop</u>. I must not <u>drop</u> her <u>dress</u>. It will ruin her <u>dress</u>. It will ruin her <u>dress</u> if I <u>drip</u> the <u>drink</u> on it. It will ruin her <u>dress</u> if I <u>drag</u> it. It will ruin her <u>dress</u> if I <u>drop</u> it. She will be sad. She will be sad if I ruin her <u>dress</u>.</p>
---	-------------	---



	WRITE	<p>1. What must I not ruin? I must not ruin her _____.</p> <p>2. How will she feel if I ruin her dress? She will feel _____ if I ruin her dress.</p>
---	--------------	--


TUESDAY ACTIVITY 2


	READ	Read the  and  words from Activity 1.
---	-------------	---

	WRITE	Write a sentence with: drum Write a question with: why
--	--------------	---







WEDNESDAY ACTIVITY 1

	LOOK & SAY	please	ruin	why	knock	sorry
	SOUND OUT	tree	seem	queen	weed	
		street	free	speed	sweet	

	READ	<p>I see a <u>queen</u>. I see a <u>sweet queen</u> in the <u>tree</u>. I see a <u>sweet queen</u> in the <u>tree</u> by the <u>street</u>. Why is the <u>sweet queen</u> in the <u>tree</u>? Why is the <u>sweet queen</u> in the <u>tree</u> by the <u>street</u>? The <u>queen</u> wants to be <u>free</u>. The <u>sweet queen</u> wants to be <u>free</u>. She wants to be <u>free</u> to sit in the <u>tree</u>. Why does the <u>sweet queen</u> want to be <u>free</u> to sit in the <u>tree</u>?</p>
---	-------------	---



	<p>WRITE</p>	<p>1. Where is the queen? The queen is in the ____.</p> <p>2. Why is the queen in the tree? The queen is in the tree because she wants to be ____.</p>
---	---------------------	--

WEDNESDAY ACTIVITY 2





	<p>READ</p>	<p>Read the  and  words from Activity 1.</p>
	<p>WRITE</p>	<p>Write the  words and  words in your dictionary. Write a sentence with: queen Write a question with: please</p>

THURSDAY ACTIVITY 1





	<p>LOOK & SAY</p>	<p>please</p>	<p>ruin</p>	<p>why</p>	<p>knock</p>	<p>sorry</p>
	<p>SOUND OUT</p>	<p>dream</p>	<p>drink</p>	<p>drop</p>	<p>drag</p>	
		<p>seem</p>	<p>sweet</p>	<p>speed</p>	<p>street</p>	

	<p>READ</p>	<div style="display: flex; align-items: center;">  <div style="margin-left: 20px;"> <p>Mbuso has a dream. He has a dream to build a big sandcastle. The girl will come. She will come to knock it down. She is not sweet! She is not a sweet girl! Why will she knock the sandcastle? Why will she knock the sandcastle down? She will run with speed. She will run with speed and knock it down. How will Mbuso feel? Will the girl say sorry? Will the girl say sorry to Mbuso?</p> </div> </div>
---	--------------------	---





THURSDAY ACTIVITY 2

	READ	Read the  and  words from Activity 1.
	WRITE	<ol style="list-style-type: none">Who has a dream to build a big sandcastle? _____ has a dream to build a big sandcastle.What will the girl do to the sandcastle? The girl will _____ the sandcastle down.How will she run? She will run with _____.Is the girl a sweet girl? Yes/No, The girl is/ is not a sweet girl.Do you think the girl should say sorry to Mbuso? Yes/ No, I do/do not think the girl should say sorry to Mbuso.

FRIDAY ACTIVITY 1

	READ	Read all the  and  words again.
	READ	Read the story from Thursday Activity 1.

FRIDAY ACTIVITY 2







	READ	Read all the  and  words again.
	WRITE	Write the sentences in your book. Fix the mistakes. <ol style="list-style-type: none">she is not sweethow will mbuso feelwill the girl say sorry to mbuso

HOME LANGUAGE WORKSHEET






ENGLISH GRADE 3 TERM 1

WEEK 5

MONDAY ACTIVITY 1



	LOOK & SAY	over	hurt	won	shoes	like
	SOUND OUT	feel	dream	drink	free	
		drop	street	drift	speed	
	READ	I like to <u>feel free</u> . I like to <u>dream of speed</u> . I like to <u>feel free and dream of speed</u> in the <u>street</u> . I like to <u>feel free and dream of speed</u> in the <u>street</u> , but I do not want to get hurt. I will just <u>dream</u> . I will just <u>dream of speed</u> . I will just <u>dream of speed</u> in the <u>street</u> .				
	WRITE	Write the  and  words in your dictionary.				

MONDAY ACTIVITY 2





	READ	Read the  and  words from Activity 1.
	READ	I must not <u>drop my drink</u> . I must not <u>drop my drink</u> in the <u>street</u> . My mom will not like it. She will not like it if I <u>drop my drink</u> . She will not like it if I <u>drop my drink</u> in the <u>street</u> . I will <u>feel bad</u> . I will <u>feel bad</u> if I <u>drop my drink</u> . I will <u>feel bad</u> if I <u>drop my drink</u> in the <u>street</u> . I will <u>feel bad</u> if I make my mom mad.
	WRITE	Write a sentence with: won Write a question with: drop

TUESDAY ACTIVITY 1




	LOOK & SAY	over	hurt	won	shoes	like
	SOUND OUT	grab	grin	groan	green	
		grass	grand	great	grade	


	READ	I feel <u>great</u> . I feel <u>grand</u> . I feel <u>great</u> and <u>grand</u> . I feel <u>great</u> and <u>grand</u> to be in the next <u>grade</u> . I <u>grin</u> . I <u>grin</u> when I feel <u>great</u> . I <u>grin</u> when I feel <u>grand</u> . I <u>grin</u> when I feel <u>great</u> and <u>grand</u> . Do you <u>grin</u> ? Do you <u>grin</u> when you feel <u>great</u> ? Do you <u>grin</u> when you feel <u>grand</u> ? Do you <u>grin</u> when you feel <u>great</u> and <u>grand</u> ?
	WRITE	1. How do I feel? I feel ____ and ____. 2. What do I do when I feel great and grand? I ____ when I feel great and grand.

TUESDAY ACTIVITY 2

	READ	Read the  and  words from Activity 1.
	WRITE	Write a sentence with: shoes Write a question with: grade







WEDNESDAY ACTIVITY 1

	LOOK & SAY	over	hurt	won	shoes	like			
	SOUND OUT	moon		spoon		soon		groom	
		loom		pool		zoom		food	
	READ	I like to eat <u>food</u> . I like to eat <u>food</u> in the <u>pool</u> . I like to eat <u>food</u> in the <u>pool</u> with a <u>spoon</u> . I drop <u>food</u> . I drop <u>food</u> in the <u>pool</u> . My dad will not like it. He will not like <u>food</u> in the <u>pool</u> . I must not eat in the <u>pool</u> . I must not eat <u>food</u> in the <u>pool</u> . I must not eat <u>food</u> in the <u>pool</u> with a <u>spoon</u> . I must not drop <u>food</u> in the <u>pool</u> !							



	WRITE	1. Where do I like to eat food? I like to eat food in the ____.
---	-------	--



		2. What do I drop in the pool? I drop _____ in the pool.
--	--	---

WEDNESDAY ACTIVITY 2




	READ	Read the  and  words from Activity 1.
	WRITE	Write the  words and  words in your dictionary. Write a sentence with: moon Write a question with: like


THURSDAY ACTIVITY 1

	LOOK & SAY	over	hurt	won	shoes	like
	SOUND OUT	grand	grin	great	green	
		zoom	soon	loom	food	





	READ	 <p>Zodwa like to run. Zodwa is a <u>great</u> runner. She has no shoes. Her feet hurt. Her feet hurt when she runs with no shoes. The lady will give her shoes. She will give her <u>green</u> shoes. Zodwa will be the best runner with her <u>green</u> shoes! She <u>zoomed</u> down the track. She <u>zoomed</u> down the track with her <u>green</u> shoes. She won! Zodwa won! Zodwa feels <u>great</u>! She feels <u>grand</u>!</p>
---	-------------	---

THURSDAY ACTIVITY 2





	READ	Read the  and  words from Activity 1.
	WRITE	1. What does Zodwa like to do?

		<p>Zodwa likes to _____.</p> <p>2. Who is a great runner? _____ is a great runner.</p> <p>3. Who will give her shoes? The _____ will give her shoes.</p> <p>4. What colour shoes will Zodwa get? Zodwa will get _____ shoes.</p> <p>5. Who won the race? _____ won the race.</p>
---	--	--

FRIDAY ACTIVITY 1

	<p>READ</p>	<p>Read all the  and  words again.</p>
	<p>READ</p>	<p>Read the story from Thursday Activity 1.</p>

FRIDAY ACTIVITY 2






	<p>READ</p>	<p>Read all the  and  words again.</p>
	<p>WRITE</p>	<p>Write the sentences in your book. Fix the mistakes.</p> <ol style="list-style-type: none"> 1. zodwa will be the best runner with her green shoes 2. she zoomed down the track 3. zodwa feels great

HOME LANGUAGE WORKSHEET






ENGLISH GRADE 3 TERM 1

WEEK 6

MONDAY ACTIVITY 1




	LOOK & SAY	different	dance	beauty	because	one
	SOUND OUT	grass	green	great		grin
		moon	soon	food		spoon
	READ	<p>I will dance. I will dance on the <u>grass</u>. I will dance on the <u>green grass</u>. I will dance on the <u>green grass</u> under the <u>moon</u>. I will dance on the <u>green grass</u> under the <u>moon</u> with a <u>spoon</u>. I will dance a <u>great</u> dance on the <u>green grass</u> under the <u>moon</u> with a <u>spoon</u>. I will dance <u>soon</u>. <u>Soon</u> I will dance a <u>great</u> dance on the <u>green grass</u> under the <u>moon</u> with a <u>spoon</u>.</p>				
	WRITE	Write the  and  words in your dictionary.				

MONDAY ACTIVITY 2





	READ	Read the  and  words from Activity 1.				
	READ	<p>I <u>grin</u>. I <u>grin</u> at the <u>moon</u>. I <u>grin</u> at the <u>great moon</u>. Do you <u>grin</u>? Do you <u>grin</u> at the <u>great moon</u>? I <u>grin</u> because the <u>moon</u> is full of beauty I <u>grin</u> at the <u>great moon</u> because it is full of beauty. Do you think the <u>moon</u> is full of <u>beauty</u>? Do you <u>grin</u> at the <u>great moon</u> because it is full of beauty? You must <u>grin</u> at the <u>great moon</u> because it is full of beauty!</p>				
	WRITE	<p>Write a sentence with: soon Write a question with: different</p>				

TUESDAY ACTIVITY 1




	LOOK & SAY	different	dance	beauty	because	one
--	------------	-----------	-------	--------	---------	-----


	SOUND OUT	ship	shop	shin	shot
		bash	mash	fish	wish
	READ	I <u>wish</u> . I <u>wish</u> I can go on a <u>ship</u> . I <u>wish</u> I can go on a big <u>ship</u> . I <u>wish</u> I can go on a big <u>ship</u> that has a <u>shop</u> . I <u>wish</u> I can go on a big <u>ship</u> so I can <u>fish</u> . Do you <u>wish</u> ? Do you <u>wish</u> to go on a <u>ship</u> ? Do you <u>wish</u> to go on a big <u>ship</u> ? Do you <u>wish</u> to go on a big <u>ship</u> that has a <u>shop</u> ? Do you <u>wish</u> to go on a big <u>ship</u> so you can <u>fish</u> ?			
	WRITE	1. What do I wish I can go on? I wish I can go on a _____.			
		2. What do I want to do on the big ship? I want to _____ on the big ship.			

TUESDAY ACTIVITY 2

	READ	Read the  and  words from Activity 1.
	WRITE	Write a sentence with: because Write a question with: mash




WEDNESDAY ACTIVITY 1

	LOOK & SAY	different	dance	beauty	because	one
	SOUND OUT	thin	thick	thud	three	
		moth	with	math	bath	
	READ	I see a <u>moth</u> . I see a <u>moth</u> on the <u>bath</u> . I see the <u>moth</u> on the <u>bath</u> <u>with</u> <u>thin</u> wings. I see the <u>moth</u> <u>with</u> the <u>thin</u> wings dance on the <u>bath</u> . Can you see the <u>moth</u> ? Can you see the <u>moth</u> on the <u>bath</u> ? Can you see the <u>moth</u> on the <u>bath</u> <u>with</u> the <u>thin</u> wings? Can you see the <u>moth</u> <u>with</u> the <u>thin</u> wings dance on the <u>bath</u> ? Why is the <u>moth</u> on the <u>bath</u> ? Why is the <u>moth</u> <u>with</u> the <u>thin</u> wings on the <u>bath</u> ?				


	WRITE	<p>1. What can I see? I can see a ____.</p> <p>2. Where is the moth? The moth is on the ____.</p>
---	--------------	---


WEDNESDAY ACTIVITY 2

	READ	Read the  and  words from Activity 1.
---	-------------	---

	WRITE	Write the  words and  words in your dictionary. Write a sentence with: three Write a question with: one
---	--------------	---


THURSDAY ACTIVITY 1

	LOOK & SAY	different	dance	beauty	because	one
	SOUND OUT	with	thin	thick	three	
		shin	wish	bash	shop	

	READ	<div data-bbox="416 1093 799 1776" data-label="Image"> </div> <p>Musa likes to dance. He is different. He is different because he has only one leg! He is not scared to dance. He is not scared to dance <u>with</u> one leg. He dances <u>with</u> beauty. He had a dream. He had a <u>wish</u>. He wanted to be the best. He wanted to be the best dancer! He had a dream and a <u>wish</u> to be the best dancer. Did Musa stop? He did not stop because he had only one leg!</p>
---	-------------	--

THURSDAY ACTIVITY 2

	READ	Read the  and  words from Activity 1.
---	-------------	---

	<p>WRITE</p>	<ol style="list-style-type: none"> 1. What does Musa like to do? Musa likes to _____. 2. Why is Musa different? Musa is different because _____. 3. How does Musa dance? Musa dances with _____. 4. What did Musa want to be? Musa wanted to be the _____. 5. Did Musa stop because he only had one leg? Yes/No, Musa did/did not stop because he only had one leg.
---	---------------------	--


FRIDAY ACTIVITY 1

	<p>READ</p>	<p>Read all the  and  words again.</p>
---	--------------------	--

	<p>READ</p>	<p>Read the story from Thursday Activity 1.</p>
--	--------------------	---

FRIDAY ACTIVITY 2







	<p>READ</p>	<p>Read all the  and  words again.</p>
---	--------------------	--

	<p>WRITE</p>	<p>Write the sentences in your book. Fix the mistakes.</p> <ol style="list-style-type: none"> 1. he is different because he has only one leg 2. he wanted to be the best dancer 3. did musa stop
---	---------------------	---






HOME LANGUAGE WORKSHEET
ENGLISH TERM 1

WEEK 7

MONDAY ACTIVITY 1




	LOOK & SAY	always	special	toy	idea	hair
	SOUND OUT	with	three	thin	bath	
		wish	shop	bash	fish	
	READ	I <u>wish</u> . I <u>wish</u> I had <u>three</u> <u>fish</u> . I <u>wish</u> I had <u>three</u> <u>fish</u> in my <u>bath</u> . I <u>wish</u> I had <u>three</u> <u>fish</u> to swim <u>with</u> me. I <u>wish</u> I had <u>three</u> <u>fish</u> to swim <u>with</u> me in the <u>bath</u> . Do you <u>wish</u> you had <u>fish</u> ? Do you <u>wish</u> you had <u>fish</u> in the <u>bath</u> ? Do you <u>wish</u> you had <u>fish</u> to swim <u>with</u> you? Do you <u>wish</u> you had <u>fish</u> to swim in the <u>bath</u> <u>with</u> you?				
	WRITE	Write the  and  words in your dictionary.				

MONDAY ACTIVITY 2





	READ	Read the  and  words from Activity 1.				
	READ	I will go. I will go to the <u>shop</u> . I will go to the <u>shop</u> <u>with</u> my mom. I will go to the <u>fish</u> <u>shop</u> . I will go to the <u>fish</u> <u>shop</u> <u>with</u> my mom. I will go to the <u>fish</u> <u>shop</u> <u>with</u> my mom because she wants to eat <u>fish</u> . I will go to the <u>fish</u> <u>shop</u> <u>with</u> my mom because she wants to eat <u>fish</u> for dinner. I like to eat <u>fish</u> . I like to eat <u>fish</u> for dinner. Do you like to eat <u>fish</u> ? Do you like to eat <u>fish</u> for dinner?				
	WRITE	Write a sentence with: toy Write a question with: thin				

TUESDAY ACTIVITY 1




	LOOK & SAY	always	special	toy	idea	hair
--	------------	--------	---------	-----	------	------


	SOUND OUT	chin	chop	chip	chain
		rich	such	much	chair
	READ	I sit. I always sit. I sit on my <u>chair</u> . I always sit on my <u>chair</u> . I sit on my <u>chair</u> and eat my <u>chips</u> . I always sit on my <u>chair</u> and eat my <u>chips</u> . I sit on my <u>chair</u> and eat my <u>chop</u> . I always sit on my <u>chair</u> and eat my <u>chop</u> . I sit on my <u>chair</u> and I eat my <u>chips</u> and my <u>chop</u> . I always sit on my <u>chair</u> and eat my <u>chips</u> and my <u>chop</u> .			
	WRITE	1. Where do I always sit? I always sit on my _____. 2. What do I always eat? I always my _____ and my _____.			

TUESDAY ACTIVITY 2







	READ	Read the  and  words from Activity 1.
	WRITE	Write a sentence with: chin Write a question with: hair

WEDNESDAY ACTIVITY 1



	LOOK & SAY	always	special	toy	idea	hair
	SOUND OUT	crib	crab	crop	crack	
		crash	crunch	cry	cried	
	READ	I hear a <u>crash</u> . I hear a <u>crunch</u> . I see a <u>crab</u> . I see a <u>crab</u> <u>crunch</u> my <u>chips</u> . I see a <u>crab</u> <u>crack</u> my <u>chips</u> . I see a big <u>crab</u> <u>crunch</u> and <u>crack</u> my <u>chips</u> ! I <u>cried</u> . I <u>cried</u> when the <u>crab</u> <u>crunched</u> my <u>chips</u> . I <u>cried</u> when the <u>crab</u> <u>cracked</u> my <u>chips</u> . I <u>cried</u> when the <u>crab</u> <u>crunched</u> and <u>cracked</u> my <u>chips</u> . Do you think you would <u>cry</u> ? Would you <u>cry</u> if a <u>crab</u> <u>crunched</u> and <u>cracked</u> your <u>chips</u> ?				



	WRITE	<p>1. What can I see? I can see a ____.</p> <p>2. What did I do when the crab crunched and cracked my chips? I _____ when the crab crunched and cracked my chips.</p>
--	--------------	---

WEDNESDAY ACTIVITY 2





	READ	Read the  and  words from Activity 1.
	WRITE	Write the  words and  words in your dictionary. Write a sentence with: idea Write a question with: cry

THURSDAY ACTIVITY 1

	LOOK & SAY	always	special	toy	idea	hair
	SOUND OUT	chop	much	chair		such
		cry	cried	crash		crop

	READ	<div style="display: flex; align-items: center;">  <div style="margin-left: 20px;"> <p>Marie has a special toy. Teddy is her special toy. Marie always had Teddy with her. One day Josh had an idea. He will cut Teddy's hair! He will take Teddy and <u>chop</u> his hair. He thinks it is <u>such</u> a good idea! Do you think it is a good idea? Marie will <u>cry</u>. Marie will <u>cry</u> when she sees Teddy. Marie did <u>cry</u>. Marie <u>cried</u> when she saw Teddy. It was not <u>such</u> a good idea to <u>chop</u> Teddy's hair.</p> </div> </div>
--	-------------	---





THURSDAY ACTIVITY 2

	READ	Read the  and  words from Activity 1.
	WRITE	<ol style="list-style-type: none">Who is Marie's special toy? _____ is Marie's special toy.Who had an idea? _____ had an idea.What will Josh do to Teddy's hair? Josh will _____ Teddy's hair.What will Marie do when she sees Teddy? Marie will _____ when she sees Teddy.Was it a good idea to chop Teddy's hair? Yes/No, it was/ was not a good idea to chop Teddy's hair.

FRIDAY ACTIVITY 1

	READ	Read all the  and  words again.
	READ	Read the story from Thursday Activity 1.


FRIDAY ACTIVITY 2

	READ	Read all the  and  words again.
	WRITE	Write the sentences in your book. Fix the mistakes. <ol style="list-style-type: none">he will cut teddy's hairdo you think it is a good ideait was not such a good idea to chop teddy's hair






HOME LANGUAGE WORKSHEET
ENGLISH GRADE 3 TERM 1

WEEK 8


MONDAY ACTIVITY 1




	LOOK & SAY	alone	leave	around	play	thought
	SOUND OUT	chin	chop	chain	much	
		crack	crash	cry	crab	
	READ	I will <u>cry</u> . I will <u>cry</u> if I <u>crack</u> my <u>chin</u> . I will <u>cry</u> if I <u>crack</u> my <u>chin</u> on the <u>chain</u> . I will <u>cry</u> . I will <u>cry</u> if I <u>crash</u> my <u>chin</u> . I will <u>cry</u> if I <u>crash</u> my <u>chin</u> on the <u>chain</u> . I will <u>cry</u> if I <u>crack</u> and <u>crash</u> my <u>chin</u> on the <u>chain</u> . Will you <u>cry</u> ? Will you <u>cry</u> if you <u>crack</u> your <u>chin</u> on the <u>chain</u> ? Will you <u>cry</u> if you <u>crash</u> your <u>chin</u> on the <u>chain</u> ?				
	WRITE	Write the  and  words in your dictionary.				

MONDAY ACTIVITY 2





	READ	Read the  and  words from Activity 1.
	READ	The <u>crab</u> will <u>chop</u> . The <u>crab</u> will <u>crack</u> . The <u>crab</u> will <u>chop</u> and <u>crack</u> . What will the <u>crab</u> <u>chop</u> ? What will the <u>crab</u> <u>crack</u> ? What will the <u>crab</u> <u>chop</u> and <u>crack</u> ? The <u>crab</u> will <u>chop</u> the rock. The <u>crab</u> will <u>crack</u> the rock. The <u>crab</u> will <u>chop</u> and <u>crack</u> the rock. Will you <u>cry</u> ? Will you <u>cry</u> when the <u>crab</u> <u>chops</u> the rock? Will you <u>cry</u> when the <u>crab</u> <u>cracks</u> the rock?
	WRITE	Write a sentence with: crash Write a question with: crab

TUESDAY ACTIVITY 1



	LOOK & SAY	alone	leave	around	play	thought
--	------------	-------	-------	--------	------	---------


	SOUND OUT	stood	look	book	took
		shook	hook	foot	wood
	READ	I <u>stood</u> . I <u>stood</u> alone. I <u>stood</u> alone to <u>look</u> around. I <u>looked</u> . I <u>looked</u> at the <u>book</u> . I <u>looked</u> at the <u>book</u> with the <u>hook</u> . I <u>took</u> . I <u>took</u> the <u>book</u> . I <u>took</u> the <u>book</u> with the <u>hook</u> . I <u>shook</u> . I <u>shook</u> when I <u>looked</u> at the <u>book</u> . I <u>shook</u> when I <u>looked</u> at the <u>book</u> with the <u>hook</u> . I will leave the <u>book</u> . I will leave the <u>book</u> with the <u>hook</u> .			
	WRITE	1. Why did I stand alone? I stood alone to ____.			
		2. What did I do when I looked at the book with the hook? I ____ when I looked at the book with the hook.			


TUESDAY ACTIVITY 2

	READ	Read the  and  words from Activity 1.
	WRITE	Write a sentence with: foot Write a question with: play

WEDNESDAY ACTIVITY 1




	LOOK & SAY	alone	leave	around	play	thought
	SOUND OUT	sing	song	king	swing	
		sting	ring	sung	rang	

	READ	<p>I see the <u>king</u>. I see the <u>king sing</u>. I see the <u>king sing</u> a <u>song</u>. The <u>king</u> is on the <u>swing</u>. I see the <u>king</u> on the <u>swing</u>. I see the <u>king sing</u> on the <u>swing</u>. I see the <u>king sing</u> a <u>song</u> on the <u>swing</u>. He has a <u>ring</u>. I see the <u>king</u> with a <u>ring</u>. I see the <u>king</u> with a <u>ring</u> on the <u>swing</u>. I see the <u>king</u> with a <u>ring</u> <u>sing</u> a <u>song</u> on the <u>swing</u>.</p>
--	-------------	--



	WRITE	<p>1. Who can I see? I can see the ____.</p> <p>2. Where is the king? The king is on the ____.</p>
--	--------------	--


WEDNESDAY ACTIVITY 2

	READ	Read the  and  words from Activity 1.
--	-------------	---





	WRITE	Write the  words and  words in your dictionary. Write a sentence with: sting Write a question with: leave
---	--------------	---

THURSDAY ACTIVITY 1

	LOOK & SAY	alone	leave	around	play	thought
	SOUND OUT	stood	look	shook		took
		sing	sung	swing		ring

	READ	<div data-bbox="384 1451 746 1984" data-label="Image"> </div> <p>Fanisa thought no one will play with her. She stood with Ntsako. She did not want to be alone. She would not leave Ntsako alone. She stood with Ntsako all day. Fanisa thought no one will play with her because she looks different. Ntsako told Fanisa to leave her alone. She did not want Fanisa around all the time! Fanisa was so sad. She sat and cried alone.</p>
--	-------------	--





THURSDAY ACTIVITY 2

	READ	Read the  and  words from Activity 1.
	WRITE	<ol style="list-style-type: none">Who thought no one would play with her? _____ thought no one would play with her.Who did she stand with? She stood with _____.When did she stand with Ntsako? She stood with Ntsako _____.Why did Fanisa think no one would play with her? Fanisa thought no one would play with her because _____.How did Fanisa feel when Ntsako told her that she did not want her around all the time? Fanisa felt _____ when Ntsako told her that she did not want her around all the time.

FRIDAY ACTIVITY 1

	READ	Read all the  and  words again.
	READ	Read the story from Thursday Activity 1.

FRIDAY ACTIVITY 2

	READ	Read all the  and  words again.
	WRITE	Write the sentences in your book. Fix the mistakes. <ol style="list-style-type: none">she stood with ntsakontsako told fanisa to leave her aloneshe did not want fanisa around all the time






HOME LANGUAGE WORKSHEET
ENGLISH GRADE 3 TERM 1

WEEK 9


MONDAY ACTIVITY 1




	LOOK & SAY	poor	magic	money	about	giant
	SOUND OUT	sing	song	ring	swing	
		took	shook	stood	look	
	READ	I will <u>sing</u> . I will <u>sing</u> a <u>song</u> about a poor giant. I will <u>sing</u> a magic <u>song</u> about a poor giant. I will <u>sing</u> a magic <u>song</u> about a poor giant that had no money. Will you <u>sing</u> with me? Will you <u>sing</u> the <u>song</u> with me? Will you <u>sing</u> the <u>song</u> about a poor giant with me? Will you <u>sing</u> the magic <u>song</u> about a poor giant with me? Will you <u>sing</u> the magic <u>song</u> about a poor giant that had no money with me?				
	WRITE	Write the  and  words in your dictionary.				

MONDAY ACTIVITY 2





	READ	Read the  and  words from Activity 1.				
	READ	I <u>took</u> the <u>ring</u> . I <u>took</u> the magic <u>ring</u> . I <u>took</u> that magic <u>ring</u> to the <u>swing</u> . I will sit. I will sit on the <u>swing</u> . I will sit on the <u>swing</u> with the <u>ring</u> . I will sit n the <u>swing</u> with the magic <u>ring</u> . I will <u>look</u> . I will <u>look</u> at the <u>ring</u> . I will <u>look</u> at the <u>ring</u> as I sit on the <u>swing</u> . I will <u>look</u> at the magic <u>ring</u> as I sit on the <u>swing</u> .				
	WRITE	Write a sentence with: money Write a question with: song				

TUESDAY ACTIVITY 1




	LOOK & SAY	poor	magic	money	about	giant
--	------------	------	-------	-------	-------	-------


	SOUND OUT	car	far	tar	hard
		scar	star	jar	dark
	READ	I see a <u>car</u> . I see a <u>car</u> on the <u>tar</u> road. I see a <u>car</u> on the <u>dark tar</u> road. It has a <u>star</u> . The <u>car</u> has a <u>star</u> . I see a <u>car</u> with a <u>star</u> on the <u>dark tar</u> road. Can you see the <u>car</u> ? Can you see the <u>car</u> on the <u>tar</u> road? Can you see the <u>car</u> on the <u>dark tar</u> road? Can you see the <u>car</u> with the <u>star</u> on the <u>dark tar</u> road?			
	WRITE	1. What can I see? I can see a ____. 2. Where is the car? The car is on the _____.			

TUESDAY ACTIVITY 2

	READ	Read the  and  words from Activity 1.
	WRITE	Write a sentence with: star Write a question with: about




WEDNESDAY ACTIVITY 1

	LOOK & SAY	poor	magic	money	about	giant
	SOUND OUT	fork	born	storm	torch	
		short	sport	sort	north	
	READ	I have a <u>fork</u> . I will eat with the <u>fork</u> . I will eat <u>pork</u> with the <u>fork</u> . Will you eat with me? Will you eat <u>pork</u> with a <u>fork</u> with me? I am not poor. I have lots of money. I can eat lots of <u>pork</u> . I like to eat <u>pork</u> . I like to eat <u>pork</u> with a <u>fork</u> . I like to eat lots of <u>pork</u> with a <u>fork</u> . Do you like to eat <u>pork</u> ? Do you like to eat <u>pork</u> with a <u>fork</u> ? Do you like to eat lots of <u>pork</u> with a <u>fork</u> ?				

	WRITE	<p>3. What will I eat with? I will eat with a ____.</p> <p>4. What do I like to eat? I like to eat ____.</p>
--	--------------	--


WEDNESDAY ACTIVITY 2

	READ	Read the  and  words from Activity 1.
--	-------------	---





	WRITE	Write the  words and  words in your dictionary. Write a sentence with: sport Write a question with: money
--	--------------	---

THURSDAY ACTIVITY 1

	LOOK & SAY	poor	magic	money	about	giant
	SOUND OUT	sort	born	storm		short
		dark	hard	star		far

	READ	<div data-bbox="370 1061 1024 1756" data-label="Image"> </div> <p>Jack is poor. Jack and his mom are poor. They have no money. They thought. They thought about the giant. They thought about the giant that took their magic hen. They wished for their magic hen back. Jack will go. He will go to the giant. He will go to get the magic hen. He will go to get the magic hen back from the giant. Jack and his mom are not poor anymore. They have the magic hen! Jack took the magic hen from the giant!</p>
--	-------------	---





THURSDAY ACTIVITY 2

	READ	Read the  and  words from Activity 1.
	WRITE	<ol style="list-style-type: none">1. Who is poor? _____ and his _____ are poor.2. Who took their magic hen? The _____ took their magic hen.3. Who will go get the magic hen? _____ will go get the magic hen.4. Why are Jack and his mom not poor anymore? Jack and his mom are not poor anymore because _____.5. How did they get the magic hen back? _____ took the magic hen from the _____.

FRIDAY ACTIVITY 1

	READ	Read all the  and  words again.
	READ	Read the story from Thursday Activity 1.







FRIDAY ACTIVITY 2

	READ	Read all the  and  words again.
	WRITE	Write the sentences in your book. Fix the mistakes. <ol style="list-style-type: none">1. jack and his mom are poor2. he will go to get the magic hen back from the giant3. jack took the magic hen from the giant






HOME LANGUAGE WORKSHEET
ENGLISH GRADE 3 TERM 1

WEEK 10


MONDAY ACTIVITY 1

	LOOK & SAY	picture	colourful	words	read	write
	SOUND OUT	ship	must	great	story	
		book	hard	chair	with	
	READ	I <u>must</u> look. I <u>must</u> look at the <u>book</u> . I <u>must</u> look at the <u>book</u> about <u>ships</u> . I <u>must</u> sit. I <u>must</u> sit on the <u>chair</u> . I <u>must</u> sit on the <u>chair</u> and look. I <u>must</u> sit on the <u>chair</u> and look at the <u>book</u> . I <u>must</u> sit on the <u>chair</u> and look at the <u>book</u> about <u>ships</u> . I <u>must</u> read. I <u>must</u> sit and read. I <u>must</u> sit and read the <u>story</u> in the <u>book</u> about <u>ships</u> .				
	WRITE	Write the  and  words in your dictionary.				

MONDAY ACTIVITY 2

	READ	Read the  and  words from Activity 1.
	READ	I like to read. I like to read I like to read. I <u>must</u> read a <u>story</u> . I <u>must</u> read a <u>story</u> about a king. I <u>must</u> read a <u>story</u> about a king and his <u>ship</u> . I <u>must</u> read a <u>story</u> about a <u>great</u> king and his colourful <u>ship</u> . I will read <u>with</u> my mom. My mom also likes to read. My mom will read the <u>story</u> <u>with</u> me. She will read the <u>story</u> about the king and his <u>ship</u> <u>with</u> me. She will read the <u>story</u> about the <u>great</u> king and his colourful <u>ship</u> <u>with</u> me.
	WRITE	Write a sentence with: picture Write a question with: hard

TUESDAY ACTIVITY 1

	LOOK & SAY	picture	colourful	words	read	write
--	------------	---------	-----------	-------	------	-------


	SOUND OUT	turn	nurse	hurt	burn
		burnt	burst	church	surf
	READ	I <u>hurt</u> my leg. I <u>hurt</u> my leg in <u>church</u> . I <u>burnt</u> my leg. I <u>burnt</u> my leg in <u>church</u> . How did you <u>hurt</u> your leg? How did you <u>hurt</u> your leg in <u>church</u> ? How did you <u>burn</u> your leg? How did you <u>burn</u> your leg in <u>church</u> ? You must go to the <u>nurse</u> . The <u>nurse</u> will help you. The <u>nurse</u> will help you with your leg. The <u>nurse</u> will help you with your <u>burnt</u> leg.			
	WRITE	1. Where did I burn my leg? I burnt my leg in ____. 2. Who must I go to? I must go to the ____.			

TUESDAY ACTIVITY 2

	READ	Read the and words from Activity 1.
	WRITE	Write a sentence with: write Write a question with: church




WEDNESDAY ACTIVITY 1

	LOOK & SAY	picture	colourful	words	read	write
	SOUND OUT	bird	third	thirst	thirsty	
		chirp	first	shirt	skirt	
	READ	I see a <u>bird</u> . I see a colourful <u>bird</u> . The <u>bird</u> will <u>chirp</u> . The colourful <u>bird</u> will <u>chirp</u> . Can you see the <u>bird</u> ? Can you see the colourful <u>bird</u> ? Can you hear the <u>bird</u> ? Can you hear the colourful <u>bird chirp</u> ? I will write a story. I will write a story about the <u>bird</u> . I will write a story about the colourful <u>bird</u> . Will you read my story? Will you read my story about the colourful <u>bird</u> ?				



	WRITE	<p>3. What kind of bird do I see? I see a _____ bird.</p> <p>4. What will the colourful bird do? I colourful bird will _____.</p>
--	--------------	---


WEDNESDAY ACTIVITY 2

	READ	Read the  and  words from Activity 1.
--	-------------	---





	WRITE	Write the  words and  words in your dictionary. Write a sentence with: first Write a question with: thirsty
--	--------------	---

THURSDAY ACTIVITY 1

	LOOK & SAY	picture	colourful	words	read	write
	SOUND OUT	turn	hurt	burnt		burst
		first	thirsty	bird		shirt

	READ	<div data-bbox="395 1070 1070 1686" data-label="Image"> </div> <p>Stacey likes to read. Stacey likes to look at pictures. She likes to look at colourful pictures. She likes to look at the colourful pictures in books. Stacey likes to write. She likes to write stories. Stacey writes words to make a story. She writes words to make a great story. Her dream is to write. Her dream is to write a book. She works hard. She works hard to write a book!</p>
--	-------------	---





THURSDAY ACTIVITY 2

	READ	Read the  and  words from Activity 1.
	WRITE	<ol style="list-style-type: none">Who likes to read? _____ likes to read.What does Stacey like to look at? She likes to look at _____.Who likes to write? _____ likes to write.What does Stacey write to make a story? Stacey writes _____ to make a story.What does Stacey work hard to do? Stacey works hard to _____.

FRIDAY ACTIVITY 1

	READ	Read all the  and  words again.
	READ	Read the story from Thursday Activity 1.

FRIDAY ACTIVITY 2






	READ	Read all the  and  words again.
	WRITE	Write the sentences in your book. Fix the mistakes. <ol style="list-style-type: none">stacey writes words to make a storyher dream is to write a bookshe works hard to write a book

HOME LANGUAGE WORKSHEET






ENGLISH GRADE 3 TERM 1

WEEK 3



MONDAY ACTIVITY 1



	LOOK & SAY	eat	phone	scared	help	friend
	SOUND OUT	call	fun	not	see	
		think	mad	cross	glad	
	READ	I am <u>glad</u> . I am <u>glad</u> to <u>see</u> you are <u>not</u> <u>mad</u> . I am <u>glad</u> to <u>see</u> you are <u>not</u> <u>cross</u> . It is <u>not</u> <u>fun</u> to be <u>mad</u> . It is <u>not</u> <u>fun</u> to be <u>cross</u> . It is <u>fun</u> to be <u>glad</u> . Do you <u>think</u> it is <u>fun</u> ? Do you <u>think</u> it is <u>fun</u> to be <u>mad</u> ? Do you <u>think</u> it is <u>fun</u> to be <u>cross</u> ? I do <u>not</u> <u>think</u> it is <u>fun</u> to be <u>mad</u> and <u>cross</u> .				
	WRITE	Write the  and  words in your dictionary.				

MONDAY ACTIVITY 2





	READ	Read the  and  words from Activity 1.
	READ	Can I <u>call</u> you? Can I <u>call</u> you <u>mad</u> ? Is it <u>fun</u> ? Is it <u>fun</u> to <u>call</u> you <u>mad</u> ? It is <u>not</u> . It is <u>not</u> <u>fun</u> . It is <u>not</u> <u>fun</u> to <u>call</u> you <u>mad</u> . You will be <u>cross</u> . You will be <u>cross</u> if I <u>call</u> you <u>mad</u> . You will <u>not</u> be <u>glad</u> . You will <u>not</u> be <u>glad</u> if I <u>call</u> you <u>mad</u> . I will <u>not</u> <u>call</u> you. I will <u>not</u> <u>call</u> you <u>mad</u> .
	WRITE	Write a sentence with: help Write a question with: think

TUESDAY ACTIVITY 1





	LOOK & SAY	eat	phone	scared	help	friend
	SOUND OUT	stop	stand	must	just	
		strong	rust	bust	strap	

	READ	<p>I <u>must stop</u>. I <u>must just stop</u>. I <u>must stop</u> and think. I <u>must just stop</u> and think. <u>Must I help</u>? <u>Must I stop</u> to help? <u>Must I stop</u> to help my friend. My friend will be glad. My friend will be glad if I <u>stop</u>. My friend will be glad if I <u>stop</u> to help. He will not be mad. He will not be mad if I <u>stop</u>. He will not be mad if I <u>stop</u> to help.</p>
	WRITE	<p>1. Who must I stop and help? I must stop and help my _____.</p> <p>2. How will my friend feel if I stop and help? My friend will feel _____ if I stop and help.</p>







TUESDAY ACTIVITY 2

	READ	Read the  and  words from Activity 1.
	WRITE	Write a sentence with: eat Write a question with: strong



WEDNESDAY ACTIVITY 1



	LOOK & SAY	eat	phone	scared	help	friend
	SOUND OUT	boat	coat	road	goat	
	READ	<p>I see a <u>boat</u>. I see a <u>boat</u> on the <u>road</u>. I see a <u>goat</u> in the <u>boat</u> on the <u>road</u>! Can you see the <u>boat</u>? Can you see the <u>boat</u> on the <u>road</u>? Can you the <u>goat</u> in the <u>boat</u> on the <u>road</u>? Must we help? Must we help the <u>goat</u>? Must we help the <u>goat</u> in the <u>boat</u>? Must we help the <u>goat</u> in the <u>boat</u> on the <u>road</u>?</p>				
	WRITE	<p>1. Where is the boat? The boat is in the _____.</p> <p>2. What is in the boat? The _____ is in the boat.</p>				

WEDNESDAY ACTIVITY 2





	READ	Read the  and  words from Activity 1.
	WRITE	Write the  words and  words in your dictionary. Write a sentence with: friend Write a question with: soap

THURSDAY ACTIVITY 1





	LOOK & SAY	eat	phone	scared	help	friend			
	SOUND OUT	stop		must		just		bust	
		boast		boat		road		coat	

	READ		<p>The fish are scared. The fish are scared for their friend. The fish <u>must</u> help. The fish <u>must</u> help their friend. They <u>must</u> <u>stop</u> and help their friend! They <u>must</u> phone. They <u>must</u> <u>just</u> phone. They <u>must</u> <u>just</u> phone Wendy. They <u>must</u> <u>just</u> phone Wendy to help. They <u>must</u> <u>just</u> phone Wendy to help their friend. The shark <u>must</u> not eat their friend. Wendy <u>must</u> <u>stop</u> the shark! Will Wendy <u>stop</u> the shark? Will Wendy help?</p>
---	------	--	---





THURSDAY ACTIVITY 2

	READ	Read the  and  words from Activity 1.
	WRITE	<ol style="list-style-type: none">Who is scared? The _____ are scared.Who are they scared for? They are scared for their _____.Who must they phone? They must phone _____.Who wants to eat their friend? The _____ wants to eat their friend.Who must stop the shark? _____ must stop the shark.

FRIDAY ACTIVITY 1

	READ	Read all the  and  words again.
	READ	Read the story from Thursday Activity 1.

FRIDAY ACTIVITY 2







	READ	Read all the  and  words again.
	WRITE	Write the sentences in your book. Fix the mistakes. <ol style="list-style-type: none">they must stop and help their friendthey must just phone wendy to helpwill wendy stop the shark

HOME LANGUAGE WORKSHEET






ENGLISH GRADE 3 TERM 1

WEEK 4



MONDAY ACTIVITY 1


	LOOK & SAY	please	ruin	why	knock	sorry
	SOUND OUT	strong	goat	roast	must	
		stop	soak	road	toad	
	READ	<p><u>Must I roast?</u> <u>Must I roast</u> the <u>goat</u>? <u>Must I soak</u> the <u>goat</u>? <u>Must I soak</u> and <u>roast</u> the <u>goat</u>? You <u>must stop</u>! You <u>must not roast</u> the <u>goat</u>. You <u>must not soak</u> the <u>goat</u>. You <u>must not soak</u> and <u>roast</u> the <u>goat</u>. Why <u>must I not roast</u> the <u>goat</u>? Why <u>must I not soak</u> the <u>goat</u>? Why <u>must I not soak</u> and <u>roast</u> the <u>goat</u>?</p>				
	WRITE	Write the  and  words in your dictionary.				


MONDAY ACTIVITY 2

	READ	Read the  and  words from Activity 1.
	READ	<p>Can you see the <u>toad</u>? Can you see the <u>toad</u> in the <u>road</u>? The <u>toad</u> is <u>strong</u>. The <u>toad</u> in the <u>road</u> is <u>strong</u>. <u>Must I stop</u>? <u>Must I stop</u> so you can see? I will <u>stop</u>. I will <u>stop</u> so you can see. I will <u>stop</u> so you can see the <u>toad</u>. I will <u>stop</u> so you can see the <u>toad</u> in the <u>road</u>. I will <u>stop</u> so you can see the <u>strong toad</u> in the <u>road</u>.</p>
	WRITE	<p>Write a sentence with: knock Write a question with: stop</p>

TUESDAY ACTIVITY 1


	LOOK & SAY	please	ruin	why	knock	sorry
	SOUND OUT	drip	drop	drag	drum	
		drink	dream	dress	drift	

	READ	<p>I must not <u>drip</u> the <u>drink</u>. I must not <u>drip</u> the <u>drink</u> on her <u>dress</u>. I must not <u>drag</u>. I must not <u>drag</u> her <u>dress</u>. I must not <u>drop</u>. I must not <u>drop</u> her <u>dress</u>. It will ruin her <u>dress</u>. It will ruin her <u>dress</u> if I <u>drip</u> the <u>drink</u> on it. It will ruin her <u>dress</u> if I <u>drag</u> it. It will ruin her <u>dress</u> if I <u>drop</u> it. She will be sad. She will be sad if I ruin her <u>dress</u>.</p>
---	-------------	---

	WRITE	<p>1. What must I not ruin? I must not ruin her _____.</p> <p>2. How will she feel if I ruin her dress? She will feel _____ if I ruin her dress.</p>
---	--------------	--


TUESDAY ACTIVITY 2


	READ	Read the  and  words from Activity 1.
---	-------------	---


	WRITE	Write a sentence with: drum Write a question with: why
--	--------------	---

WEDNESDAY ACTIVITY 1







	LOOK & SAY	please	ruin	why	knock	sorry
---	-----------------------	--------	------	-----	-------	-------

	SOUND OUT	tree	seem	queen	weed
		street	free	speed	sweet

	READ	<p>I see a <u>queen</u>. I see a <u>sweet queen</u> in the <u>tree</u>. I see a <u>sweet queen</u> in the <u>tree</u> by the <u>street</u>. Why is the <u>sweet queen</u> in the <u>tree</u>? Why is the <u>sweet queen</u> in the <u>tree</u> by the <u>street</u>? The <u>queen</u> wants to be <u>free</u>. The <u>sweet queen</u> wants to be <u>free</u>. She wants to be <u>free</u> to sit in the <u>tree</u>. Why does the <u>sweet queen</u> want to be <u>free</u> to sit in the <u>tree</u>?</p>
---	-------------	---



	WRITE	<p>1. Where is the queen? The queen is in the ____.</p> <p>2. Why is the queen in the tree? The queen is in the tree because she wants to be ____.</p>
---	--------------	--

WEDNESDAY ACTIVITY 2





	READ	Read the  and  words from Activity 1.
	WRITE	Write the  words and  words in your dictionary. Write a sentence with: queen Write a question with: please

THURSDAY ACTIVITY 1





	LOOK & SAY	please	ruin	why	knock	sorry
	SOUND OUT	dream	drink	drop	drag	
		seem	sweet	speed	street	

	READ	<div style="display: flex; align-items: center;">  <div style="margin-left: 20px;"> <p>Mbuso has a dream. He has a dream to build a big sandcastle. The girl will come. She will come to knock it down. She is not sweet! She is not a sweet girl! Why will she knock the sandcastle? Why will she knock the sandcastle down? She will run with speed. She will run with speed and knock it down. How will Mbuso feel? Will the girl say sorry? Will the girl say sorry to Mbuso?</p> </div> </div>
---	-------------	---





THURSDAY ACTIVITY 2

	READ	Read the  and  words from Activity 1.
	WRITE	<ol style="list-style-type: none">Who has a dream to build a big sandcastle? _____ has a dream to build a big sandcastle.What will the girl do to the sandcastle? The girl will _____ the sandcastle down.How will she run? She will run with _____.Is the girl a sweet girl? Yes/No, The girl is/ is not a sweet girl.Do you think the girl should say sorry to Mbuso? Yes/ No, I do/do not think the girl should say sorry to Mbuso.

FRIDAY ACTIVITY 1

	READ	Read all the  and  words again.
	READ	Read the story from Thursday Activity 1.

FRIDAY ACTIVITY 2







	READ	Read all the  and  words again.
	WRITE	Write the sentences in your book. Fix the mistakes. <ol style="list-style-type: none">she is not sweethow will mbuso feelwill the girl say sorry to mbuso

HOME LANGUAGE WORKSHEET






ENGLISH GRADE 3 TERM 1

WEEK 5

MONDAY ACTIVITY 1



	LOOK & SAY	over	hurt	won	shoes	like
	SOUND OUT	feel	dream	drink	free	
		drop	street	drift	speed	
	READ	I like to <u>feel free</u> . I like to <u>dream of speed</u> . I like to <u>feel free and dream of speed</u> in the <u>street</u> . I like to <u>feel free and dream of speed</u> in the <u>street</u> , but I do not want to get hurt. I will just <u>dream</u> . I will just <u>dream of speed</u> . I will just <u>dream of speed</u> in the <u>street</u> .				
	WRITE	Write the  and  words in your dictionary.				

MONDAY ACTIVITY 2





	READ	Read the  and  words from Activity 1.
	READ	I must not <u>drop my drink</u> . I must not <u>drop my drink</u> in the <u>street</u> . My mom will not like it. She will not like it if I <u>drop my drink</u> . She will not like it if I <u>drop my drink</u> in the <u>street</u> . I will <u>feel bad</u> . I will <u>feel bad</u> if I <u>drop my drink</u> . I will <u>feel bad</u> if I <u>drop my drink</u> in the <u>street</u> . I will <u>feel bad</u> if I make my mom mad.
	WRITE	Write a sentence with: won Write a question with: drop

TUESDAY ACTIVITY 1




	LOOK & SAY	over	hurt	won	shoes	like
	SOUND OUT	grab	grin	groan	green	
		grass	grand	great	grade	


	READ	I feel <u>great</u> . I feel <u>grand</u> . I feel <u>great</u> and <u>grand</u> . I feel <u>great</u> and <u>grand</u> to be in the next <u>grade</u> . I <u>grin</u> . I <u>grin</u> when I feel <u>great</u> . I <u>grin</u> when I feel <u>grand</u> . I <u>grin</u> when I feel <u>great</u> and <u>grand</u> . Do you <u>grin</u> ? Do you <u>grin</u> when you feel <u>great</u> ? Do you <u>grin</u> when you feel <u>grand</u> ? Do you <u>grin</u> when you feel <u>great</u> and <u>grand</u> ?
	WRITE	1. How do I feel? I feel ____ and ____. 2. What do I do when I feel great and grand? I ____ when I feel great and grand.

TUESDAY ACTIVITY 2

	READ	Read the  and  words from Activity 1.
	WRITE	Write a sentence with: shoes Write a question with: grade







WEDNESDAY ACTIVITY 1

	LOOK & SAY	over	hurt	won	shoes	like
	SOUND OUT	moon	spoon	soon	groom	
		loom	pool	zoom	food	
	READ	I like to eat <u>food</u> . I like to eat <u>food</u> in the <u>pool</u> . I like to eat <u>food</u> in the <u>pool</u> with a <u>spoon</u> . I drop <u>food</u> . I drop <u>food</u> in the <u>pool</u> . My dad will not like it. He will not like <u>food</u> in the <u>pool</u> . I must not eat in the <u>pool</u> . I must not eat <u>food</u> in the <u>pool</u> . I must not eat <u>food</u> in the <u>pool</u> with a <u>spoon</u> . I must not drop <u>food</u> in the <u>pool</u> !				



	WRITE	1. Where do I like to eat food? I like to eat food in the ____.
---	-------	--



		2. What do I drop in the pool? I drop _____ in the pool.
--	--	---

WEDNESDAY ACTIVITY 2




	READ	Read the  and  words from Activity 1.
	WRITE	Write the  words and  words in your dictionary. Write a sentence with: moon Write a question with: like


THURSDAY ACTIVITY 1

	LOOK & SAY	over	hurt	won	shoes	like
	SOUND OUT	grand	grin	great	green	
		zoom	soon	loom	food	





	READ	 <p>Zodwa like to run. Zodwa is a <u>great</u> runner. She has no shoes. Her feet hurt. Her feet hurt when she runs with no shoes. The lady will give her shoes. She will give her <u>green</u> shoes. Zodwa will be the best runner with her <u>green</u> shoes! She <u>zoomed</u> down the track. She <u>zoomed</u> down the track with her <u>green</u> shoes. She won! Zodwa won! Zodwa feels <u>great</u>! She feels <u>grand</u>!</p>
---	-------------	---

THURSDAY ACTIVITY 2





	READ	Read the  and  words from Activity 1.
	WRITE	1. What does Zodwa like to do?

		<p>Zodwa likes to _____.</p> <p>2. Who is a great runner? _____ is a great runner.</p> <p>3. Who will give her shoes? The _____ will give her shoes.</p> <p>4. What colour shoes will Zodwa get? Zodwa will get _____ shoes.</p> <p>5. Who won the race? _____ won the race.</p>
---	--	--

FRIDAY ACTIVITY 1

	<p>READ</p>	<p>Read all the  and  words again.</p>
	<p>READ</p>	<p>Read the story from Thursday Activity 1.</p>

FRIDAY ACTIVITY 2






	<p>READ</p>	<p>Read all the  and  words again.</p>
	<p>WRITE</p>	<p>Write the sentences in your book. Fix the mistakes.</p> <ol style="list-style-type: none"> 1. zodwa will be the best runner with her green shoes 2. she zoomed down the track 3. zodwa feels great

HOME LANGUAGE WORKSHEET






ENGLISH GRADE 3 TERM 1

WEEK 6

MONDAY ACTIVITY 1




	LOOK & SAY	different	dance	beauty	because	one
	SOUND OUT	grass	green	great		grin
		moon	soon	food		spoon
	READ	<p>I will dance. I will dance on the <u>grass</u>. I will dance on the <u>green grass</u>. I will dance on the <u>green grass</u> under the <u>moon</u>. I will dance on the <u>green grass</u> under the <u>moon</u> with a <u>spoon</u>. I will dance a <u>great</u> dance on the <u>green grass</u> under the <u>moon</u> with a <u>spoon</u>. I will dance <u>soon</u>. <u>Soon</u> I will dance a <u>great</u> dance on the <u>green grass</u> under the <u>moon</u> with a <u>spoon</u>.</p>				
	WRITE	Write the  and  words in your dictionary.				

MONDAY ACTIVITY 2





	READ	Read the  and  words from Activity 1.				
	READ	<p>I <u>grin</u>. I <u>grin</u> at the <u>moon</u>. I <u>grin</u> at the <u>great moon</u>. Do you <u>grin</u>? Do you <u>grin</u> at the <u>great moon</u>? I <u>grin</u> because the <u>moon</u> is full of beauty I <u>grin</u> at the <u>great moon</u> because it is full of beauty. Do you think the <u>moon</u> is full of <u>beauty</u>? Do you <u>grin</u> at the <u>great moon</u> because it is full of beauty? You must <u>grin</u> at the <u>great moon</u> because it is full of beauty!</p>				
	WRITE	<p>Write a sentence with: soon Write a question with: different</p>				

TUESDAY ACTIVITY 1




	LOOK & SAY	different	dance	beauty	because	one
--	------------	-----------	-------	--------	---------	-----


	SOUND OUT	ship	shop	shin	shot
		bash	mash	fish	wish
	READ	<p>I <u>wish</u>. I <u>wish</u> I can go on a <u>ship</u>. I <u>wish</u> I can go on a big <u>ship</u>. I <u>wish</u> I can go on a big <u>ship</u> that has a <u>shop</u>. I <u>wish</u> I can go on a big <u>ship</u> so I can <u>fish</u>. Do you <u>wish</u>? Do you <u>wish</u> to go on a <u>ship</u>? Do you <u>wish</u> to go on a big <u>ship</u>? Do you <u>wish</u> to go on a big <u>ship</u> that has a <u>shop</u>? Do you <u>wish</u> to go on a big <u>ship</u> so you can <u>fish</u>?</p>			
	WRITE	<p>1. What do I wish I can go on? I wish I can go on a _____.</p> <p>2. What do I want to do on the big ship? I want to _____ on the big ship.</p>			

TUESDAY ACTIVITY 2

	READ	Read the  and  words from Activity 1.
	WRITE	Write a sentence with: because Write a question with: mash




WEDNESDAY ACTIVITY 1

	LOOK & SAY	different	dance	beauty	because	one
	SOUND OUT	thin	thick	thud	three	
		moth	with	math	bath	
	READ	<p>I see a <u>moth</u>. I see a <u>moth</u> on the <u>bath</u>. I see the <u>moth</u> on the <u>bath</u> <u>with</u> <u>thin</u> wings. I see the <u>moth</u> <u>with</u> the <u>thin</u> wings dance on the <u>bath</u>. Can you see the <u>moth</u>? Can you see the <u>moth</u> on the <u>bath</u>? Can you see the <u>moth</u> on the <u>bath</u> <u>with</u> the <u>thin</u> wings? Can you see the <u>moth</u> <u>with</u> the <u>thin</u> wings dance on the <u>bath</u>? Why is the <u>moth</u> on the <u>bath</u>? Why is the <u>moth</u> <u>with</u> the <u>thin</u> wings on the <u>bath</u>?</p>				



	WRITE	<p>1. What can I see? I can see a ____.</p> <p>2. Where is the moth? The moth is on the ____.</p>
---	--------------	---


WEDNESDAY ACTIVITY 2

	READ	Read the  and  words from Activity 1.
---	-------------	---

	WRITE	Write the  words and  words in your dictionary. Write a sentence with: three Write a question with: one
---	--------------	---


THURSDAY ACTIVITY 1

	LOOK & SAY	different	dance	beauty	because	one
	SOUND OUT	with	thin	thick	three	
		shin	wish	bash	shop	

	READ	<div data-bbox="416 1093 799 1771" data-label="Image"> </div> <p>Musa likes to dance. He is different. He is different because he has only one leg! He is not scared to dance. He is not scared to dance <u>with</u> one leg. He dances <u>with</u> beauty. He had a dream. He had a <u>wish</u>. He wanted to be the best. He wanted to be the best dancer! He had a dream and a <u>wish</u> to be the best dancer. Did Musa stop? He did not stop because he had only one leg!</p>
---	-------------	--

THURSDAY ACTIVITY 2

	READ	Read the  and  words from Activity 1.
---	-------------	---

	<p>WRITE</p>	<ol style="list-style-type: none"> 1. What does Musa like to do? Musa likes to _____. 2. Why is Musa different? Musa is different because _____. 3. How does Musa dance? Musa dances with _____. 4. What did Musa want to be? Musa wanted to be the _____. 5. Did Musa stop because he only had one leg? Yes/No, Musa did/did not stop because he only had one leg.
---	---------------------	--


FRIDAY ACTIVITY 1

	<p>READ</p>	<p>Read all the  and  words again.</p>
---	--------------------	--

	<p>READ</p>	<p>Read the story from Thursday Activity 1.</p>
--	--------------------	---

FRIDAY ACTIVITY 2







	<p>READ</p>	<p>Read all the  and  words again.</p>
---	--------------------	--

	<p>WRITE</p>	<p>Write the sentences in your book. Fix the mistakes.</p> <ol style="list-style-type: none"> 1. he is different because he has only one leg 2. he wanted to be the best dancer 3. did musa stop
---	---------------------	---






HOME LANGUAGE WORKSHEET
ENGLISH TERM 1

WEEK 7

MONDAY ACTIVITY 1




	LOOK & SAY	always	special	toy	idea	hair
	SOUND OUT	with	three	thin	bath	
		wish	shop	bash	fish	
	READ	I <u>wish</u> . I <u>wish</u> I had <u>three</u> <u>fish</u> . I <u>wish</u> I had <u>three</u> <u>fish</u> in my <u>bath</u> . I <u>wish</u> I had <u>three</u> <u>fish</u> to swim <u>with</u> me. I <u>wish</u> I had <u>three</u> <u>fish</u> to swim <u>with</u> me in the <u>bath</u> . Do you <u>wish</u> you had <u>fish</u> ? Do you <u>wish</u> you had <u>fish</u> in the <u>bath</u> ? Do you <u>wish</u> you had <u>fish</u> to swim <u>with</u> you? Do you <u>wish</u> you had <u>fish</u> to swim in the <u>bath</u> <u>with</u> you?				
	WRITE	Write the  and  words in your dictionary.				

MONDAY ACTIVITY 2





	READ	Read the  and  words from Activity 1.				
	READ	I will go. I will go to the <u>shop</u> . I will go to the <u>shop</u> <u>with</u> my mom. I will go to the <u>fish</u> <u>shop</u> . I will go to the <u>fish</u> <u>shop</u> <u>with</u> my mom. I will go to the <u>fish</u> <u>shop</u> <u>with</u> my mom because she wants to eat <u>fish</u> . I will go to the <u>fish</u> <u>shop</u> <u>with</u> my mom because she wants to eat <u>fish</u> for dinner. I like to eat <u>fish</u> . I like to eat <u>fish</u> for dinner. Do you like to eat <u>fish</u> ? Do you like to eat <u>fish</u> for dinner?				
	WRITE	Write a sentence with: toy Write a question with: thin				

TUESDAY ACTIVITY 1




	LOOK & SAY	always	special	toy	idea	hair
--	------------	--------	---------	-----	------	------


	SOUND OUT	chin	chop	chip	chain
		rich	such	much	chair
	READ	I sit. I always sit. I sit on my <u>chair</u> . I always sit on my <u>chair</u> . I sit on my <u>chair</u> and eat my <u>chips</u> . I always sit on my <u>chair</u> and eat my <u>chips</u> . I sit on my <u>chair</u> and eat my <u>chop</u> . I always sit on my <u>chair</u> and eat my <u>chop</u> . I sit on my <u>chair</u> and I eat my <u>chips</u> and my <u>chop</u> . I always sit on my <u>chair</u> and eat my <u>chips</u> and my <u>chop</u> .			
	WRITE	1. Where do I always sit? I always sit on my _____. 2. What do I always eat? I always my _____ and my _____.			

TUESDAY ACTIVITY 2







	READ	Read the  and  words from Activity 1.
	WRITE	Write a sentence with: chin Write a question with: hair

WEDNESDAY ACTIVITY 1



	LOOK & SAY	always	special	toy	idea	hair
	SOUND OUT	crib	crab	crop	crack	
		crash	crunch	cry	cried	
	READ	I hear a <u>crash</u> . I hear a <u>crunch</u> . I see a <u>crab</u> . I see a <u>crab</u> <u>crunch</u> my <u>chips</u> . I see a <u>crab</u> <u>crack</u> my <u>chips</u> . I see a big <u>crab</u> <u>crunch</u> and <u>crack</u> my <u>chips</u> ! I <u>cried</u> . I <u>cried</u> when the <u>crab</u> <u>crunched</u> my <u>chips</u> . I <u>cried</u> when the <u>crab</u> <u>cracked</u> my <u>chips</u> . I <u>cried</u> when the <u>crab</u> <u>crunched</u> and <u>cracked</u> my <u>chips</u> . Do you think you would <u>cry</u> ? Would you <u>cry</u> if a <u>crab</u> <u>crunched</u> and <u>cracked</u> your <u>chips</u> ?				



	WRITE	<p>1. What can I see? I can see a ____.</p> <p>2. What did I do when the crab crunched and cracked my chips? I _____ when the crab crunched and cracked my chips.</p>
--	--------------	---

WEDNESDAY ACTIVITY 2





	READ	Read the  and  words from Activity 1.
	WRITE	Write the  words and  words in your dictionary. Write a sentence with: idea Write a question with: cry

THURSDAY ACTIVITY 1

	LOOK & SAY	always	special	toy	idea	hair
	SOUND OUT	chop	much	chair		such
		cry	cried	crash		crop

	READ	<div style="display: flex; align-items: center;">  <div style="margin-left: 20px;"> <p>Marie has a special toy. Teddy is her special toy. Marie always had Teddy with her. One day Josh had an idea. He will cut Teddy's hair! He will take Teddy and <u>chop</u> his hair. He thinks it is <u>such</u> a good idea! Do you think it is a good idea? Marie will <u>cry</u>. Marie will <u>cry</u> when she sees Teddy. Marie did <u>cry</u>. Marie <u>cried</u> when she saw Teddy. It was not <u>such</u> a good idea to <u>chop</u> Teddy's hair.</p> </div> </div>
--	-------------	---





THURSDAY ACTIVITY 2

	READ	Read the  and  words from Activity 1.
	WRITE	<ol style="list-style-type: none">Who is Marie's special toy? _____ is Marie's special toy.Who had an idea? _____ had an idea.What will Josh do to Teddy's hair? Josh will _____ Teddy's hair.What will Marie do when she sees Teddy? Marie will _____ when she sees Teddy.Was it a good idea to chop Teddy's hair? Yes/No, it was/ was not a good idea to chop Teddy's hair.

FRIDAY ACTIVITY 1

	READ	Read all the  and  words again.
	READ	Read the story from Thursday Activity 1.


FRIDAY ACTIVITY 2

	READ	Read all the  and  words again.
	WRITE	Write the sentences in your book. Fix the mistakes. <ol style="list-style-type: none">he will cut teddy's hairdo you think it is a good ideait was not such a good idea to chop teddy's hair






HOME LANGUAGE WORKSHEET
ENGLISH GRADE 3 TERM 1

WEEK 8

MONDAY ACTIVITY 1




	LOOK & SAY	alone	leave	around	play	thought
	SOUND OUT	chin	chop	chain	much	
		crack	crash	cry	crab	
	READ	I will <u>cry</u> . I will <u>cry</u> if I <u>crack</u> my <u>chin</u> . I will <u>cry</u> if I <u>crack</u> my <u>chin</u> on the <u>chain</u> . I will <u>cry</u> . I will <u>cry</u> if I <u>crash</u> my <u>chin</u> . I will <u>cry</u> if I <u>crash</u> my <u>chin</u> on the <u>chain</u> . I will <u>cry</u> if I <u>crack</u> and <u>crash</u> my <u>chin</u> on the <u>chain</u> . Will you <u>cry</u> ? Will you <u>cry</u> if you <u>crack</u> your <u>chin</u> on the <u>chain</u> ? Will you <u>cry</u> if you <u>crash</u> your <u>chin</u> on the <u>chain</u> ?				
	WRITE	Write the  and  words in your dictionary.				

MONDAY ACTIVITY 2





	READ	Read the  and  words from Activity 1.
	READ	The <u>crab</u> will <u>chop</u> . The <u>crab</u> will <u>crack</u> . The <u>crab</u> will <u>chop</u> and <u>crack</u> . What will the <u>crab</u> <u>chop</u> ? What will the <u>crab</u> <u>crack</u> ? What will the <u>crab</u> <u>chop</u> and <u>crack</u> ? The <u>crab</u> will <u>chop</u> the rock. The <u>crab</u> will <u>crack</u> the rock. The <u>crab</u> will <u>chop</u> and <u>crack</u> the rock. Will you <u>cry</u> ? Will you <u>cry</u> when the <u>crab</u> <u>chops</u> the rock? Will you <u>cry</u> when the <u>crab</u> <u>cracks</u> the rock?
	WRITE	Write a sentence with: crash Write a question with: crab

TUESDAY ACTIVITY 1



	LOOK & SAY	alone	leave	around	play	thought
--	------------	-------	-------	--------	------	---------


	SOUND OUT	stood	look	book	took
		shook	hook	foot	wood
	READ	I <u>stood</u> . I <u>stood</u> alone. I <u>stood</u> alone to <u>look</u> around. I <u>looked</u> . I <u>looked</u> at the <u>book</u> . I <u>looked</u> at the <u>book</u> with the <u>hook</u> . I <u>took</u> . I <u>took</u> the <u>book</u> . I <u>took</u> the <u>book</u> with the <u>hook</u> . I <u>shook</u> . I <u>shook</u> when I <u>looked</u> at the <u>book</u> . I <u>shook</u> when I <u>looked</u> at the <u>book</u> with the <u>hook</u> . I will leave the <u>book</u> . I will leave the <u>book</u> with the <u>hook</u> .			
	WRITE	1. Why did I stand alone? I stood alone to ____.			
		2. What did I do when I looked at the book with the hook? I ____ when I looked at the book with the hook.			


TUESDAY ACTIVITY 2

	READ	Read the  and  words from Activity 1.
	WRITE	Write a sentence with: foot Write a question with: play

WEDNESDAY ACTIVITY 1




	LOOK & SAY	alone	leave	around	play	thought
	SOUND OUT	sing	song	king	swing	
		sting	ring	sung	rang	

	READ	<p>I see the <u>king</u>. I see the <u>king sing</u>. I see the <u>king sing</u> a <u>song</u>. The <u>king</u> is on the <u>swing</u>. I see the <u>king</u> on the <u>swing</u>. I see the <u>king sing</u> on the <u>swing</u>. I see the <u>king sing</u> a <u>song</u> on the <u>swing</u>. He has a <u>ring</u>. I see the <u>king</u> with a <u>ring</u>. I see the <u>king</u> with a <u>ring</u> on the <u>swing</u>. I see the <u>king</u> with a <u>ring</u> <u>sing</u> a <u>song</u> on the <u>swing</u>.</p>
--	-------------	--



	WRITE	<ol style="list-style-type: none"> Who can I see? I can see the ____. Where is the king? The king is on the ____.
--	--------------	---



WEDNESDAY ACTIVITY 2

	READ	Read the  and  words from Activity 1.
--	-------------	---





	WRITE	Write the  words and  words in your dictionary. Write a sentence with: sting Write a question with: leave
---	--------------	---

THURSDAY ACTIVITY 1

	LOOK & SAY	alone	leave	around	play	thought
	SOUND OUT	stood	look	shook		took
		sing	sung	swing		ring

	READ	 <p>Fanisa thought no one will play with her. She stood with Ntsako. She did not want to be alone. She would not leave Ntsako alone. She stood with Ntsako all day. Fanisa thought no one will play with her because she looks different. Ntsako told Fanisa to leave her alone. She did not want Fanisa around all the time! Fanisa was so sad. She sat and cried alone.</p>
--	-------------	--





THURSDAY ACTIVITY 2

	READ	Read the  and  words from Activity 1.
	WRITE	<ol style="list-style-type: none">Who thought no one would play with her? _____ thought no one would play with her.Who did she stand with? She stood with _____.When did she stand with Ntsako? She stood with Ntsako _____.Why did Fanisa think no one would play with her? Fanisa thought no one would play with her because _____.How did Fanisa feel when Ntsako told her that she did not want her around all the time? Fanisa felt _____ when Ntsako told her that she did not want her around all the time.

FRIDAY ACTIVITY 1

	READ	Read all the  and  words again.
	READ	Read the story from Thursday Activity 1.

FRIDAY ACTIVITY 2

	READ	Read all the  and  words again.
	WRITE	Write the sentences in your book. Fix the mistakes. <ol style="list-style-type: none">she stood with ntsakontsako told fanisa to leave her aloneshe did not want fanisa around all the time






HOME LANGUAGE WORKSHEET
ENGLISH GRADE 3 TERM 1

WEEK 9


MONDAY ACTIVITY 1




	LOOK & SAY	poor	magic	money	about	giant
	SOUND OUT	sing	song	ring	swing	
		took	shook	stood	look	
	READ	I will <u>sing</u> . I will <u>sing</u> a <u>song</u> about a poor giant. I will <u>sing</u> a magic <u>song</u> about a poor giant. I will <u>sing</u> a magic <u>song</u> about a poor giant that had no money. Will you <u>sing</u> with me? Will you <u>sing</u> the <u>song</u> with me? Will you <u>sing</u> the <u>song</u> about a poor giant with me? Will you <u>sing</u> the magic <u>song</u> about a poor giant with me? Will you <u>sing</u> the magic <u>song</u> about a poor giant that had no money with me?				
	WRITE	Write the  and  words in your dictionary.				

MONDAY ACTIVITY 2





	READ	Read the  and  words from Activity 1.				
	READ	I <u>took</u> the <u>ring</u> . I <u>took</u> the magic <u>ring</u> . I <u>took</u> that magic <u>ring</u> to the <u>swing</u> . I will sit. I will sit on the <u>swing</u> . I will sit on the <u>swing</u> with the <u>ring</u> . I will sit n the <u>swing</u> with the magic <u>ring</u> . I will <u>look</u> . I will <u>look</u> at the <u>ring</u> . I will <u>look</u> at the <u>ring</u> as I sit on the <u>swing</u> . I will <u>look</u> at the magic <u>ring</u> as I sit on the <u>swing</u> .				
	WRITE	Write a sentence with: money Write a question with: song				

TUESDAY ACTIVITY 1




	LOOK & SAY	poor	magic	money	about	giant
--	------------	------	-------	-------	-------	-------


	SOUND OUT	car	far	tar	hard
		scar	star	jar	dark
	READ	I see a <u>car</u> . I see a <u>car</u> on the <u>tar</u> road. I see a <u>car</u> on the <u>dark tar</u> road. It has a <u>star</u> . The <u>car</u> has a <u>star</u> . I see a <u>car</u> with a <u>star</u> on the <u>dark tar</u> road. Can you see the <u>car</u> ? Can you see the <u>car</u> on the <u>tar</u> road? Can you see the <u>car</u> on the <u>dark tar</u> road? Can you see the <u>car</u> with the <u>star</u> on the <u>dark tar</u> road?			
	WRITE	1. What can I see? I can see a ____. 2. Where is the car? The car is on the _____.			

TUESDAY ACTIVITY 2

	READ	Read the  and  words from Activity 1.
	WRITE	Write a sentence with: star Write a question with: about




WEDNESDAY ACTIVITY 1

	LOOK & SAY	poor	magic	money	about	giant
	SOUND OUT	fork	born	storm	torch	
		short	sport	sort	north	
	READ	I have a <u>fork</u> . I will eat with the <u>fork</u> . I will eat <u>pork</u> with the <u>fork</u> . Will you eat with me? Will you eat <u>pork</u> with a <u>fork</u> with me? I am not poor. I have lots of money. I can eat lots of <u>pork</u> . I like to eat <u>pork</u> . I like to eat <u>pork</u> with a <u>fork</u> . I like to eat lots of <u>pork</u> with a <u>fork</u> . Do you like to eat <u>pork</u> ? Do you like to eat <u>pork</u> with a <u>fork</u> ? Do you like to eat lots of <u>pork</u> with a <u>fork</u> ?				

	WRITE	<p>3. What will I eat with? I will eat with a ____.</p> <p>4. What do I like to eat? I like to eat ____.</p>
--	--------------	--


WEDNESDAY ACTIVITY 2

	READ	Read the  and  words from Activity 1.
--	-------------	---





	WRITE	Write the  words and  words in your dictionary. Write a sentence with: sport Write a question with: money
--	--------------	---

THURSDAY ACTIVITY 1

	LOOK & SAY	poor	magic	money	about	giant
	SOUND OUT	sort	born	storm		short
		dark	hard	star		far

	READ	<div data-bbox="370 1061 1024 1756" data-label="Image"> </div> <p>Jack is poor. Jack and his mom are poor. They have no money. They thought. They thought about the giant. They thought about the giant that took their magic hen. They wished for their magic hen back. Jack will go. He will go to the giant. He will go to get the magic hen. He will go to get the magic hen back from the giant. Jack and his mom are not poor anymore. They have the magic hen! Jack took the magic hen from the giant!</p>
--	-------------	---





THURSDAY ACTIVITY 2

	READ	Read the  and  words from Activity 1.
	WRITE	<ol style="list-style-type: none">1. Who is poor? _____ and his _____ are poor.2. Who took their magic hen? The _____ took their magic hen.3. Who will go get the magic hen? _____ will go get the magic hen.4. Why are Jack and his mom not poor anymore? Jack and his mom are not poor anymore because _____.5. How did they get the magic hen back? _____ took the magic hen from the _____.

FRIDAY ACTIVITY 1

	READ	Read all the  and  words again.
	READ	Read the story from Thursday Activity 1.







FRIDAY ACTIVITY 2

	READ	Read all the  and  words again.
	WRITE	Write the sentences in your book. Fix the mistakes. <ol style="list-style-type: none">1. jack and his mom are poor2. he will go to get the magic hen back from the giant3. jack took the magic hen from the giant






HOME LANGUAGE WORKSHEET
ENGLISH GRADE 3 TERM 1

WEEK 10

MONDAY ACTIVITY 1

	LOOK & SAY	picture	colourful	words	read	write
	SOUND OUT	ship	must	great	story	
		book	hard	chair	with	
	READ	I <u>must</u> look. I <u>must</u> look at the <u>book</u> . I <u>must</u> look at the <u>book</u> about <u>ships</u> . I <u>must</u> sit. I <u>must</u> sit on the <u>chair</u> . I <u>must</u> sit on the <u>chair</u> and look. I <u>must</u> sit on the <u>chair</u> and look at the <u>book</u> . I <u>must</u> sit on the <u>chair</u> and look at the <u>book</u> about <u>ships</u> . I <u>must</u> read. I <u>must</u> sit and read. I <u>must</u> sit and read the <u>story</u> in the <u>book</u> about <u>ships</u> .				
	WRITE	Write the  and  words in your dictionary.				

MONDAY ACTIVITY 2

	READ	Read the  and  words from Activity 1.
	READ	I like to read. I like to read I like to read. I <u>must</u> read a <u>story</u> . I <u>must</u> read a <u>story</u> about a king. I <u>must</u> read a <u>story</u> about a king and his <u>ship</u> . I <u>must</u> read a <u>story</u> about a <u>great</u> king and his colourful <u>ship</u> . I will read <u>with</u> my mom. My mom also likes to read. My mom will read the <u>story</u> <u>with</u> me. She will read the <u>story</u> about the king and his <u>ship</u> <u>with</u> me. She will read the <u>story</u> about the <u>great</u> king and his colourful <u>ship</u> <u>with</u> me.
	WRITE	Write a sentence with: picture Write a question with: hard

TUESDAY ACTIVITY 1

	LOOK & SAY	picture	colourful	words	read	write
--	------------	---------	-----------	-------	------	-------


	SOUND OUT	turn	nurse	hurt	burn
		burnt	burst	church	surf
	READ	I <u>hurt</u> my leg. I <u>hurt</u> my leg in <u>church</u> . I <u>burnt</u> my leg. I <u>burnt</u> my leg in <u>church</u> . How did you <u>hurt</u> your leg? How did you <u>hurt</u> your leg in <u>church</u> ? How did you <u>burn</u> your leg? How did you <u>burn</u> your leg in <u>church</u> ? You must go to the <u>nurse</u> . The <u>nurse</u> will help you. The <u>nurse</u> will help you with your leg. The <u>nurse</u> will help you with your <u>burnt</u> leg.			
	WRITE	1. Where did I burn my leg? I burnt my leg in ____. 2. Who must I go to? I must go to the ____.			

TUESDAY ACTIVITY 2

	READ	Read the and words from Activity 1.
	WRITE	Write a sentence with: write Write a question with: church




WEDNESDAY ACTIVITY 1

	LOOK & SAY	picture	colourful	words	read	write
	SOUND OUT	bird	third	thirst	thirsty	
		chirp	first	shirt	skirt	
	READ	I see a <u>bird</u> . I see a colourful <u>bird</u> . The <u>bird</u> will <u>chirp</u> . The colourful <u>bird</u> will <u>chirp</u> . Can you see the <u>bird</u> ? Can you see the colourful <u>bird</u> ? Can you hear the <u>bird</u> ? Can you hear the colourful <u>bird chirp</u> ? I will write a story. I will write a story about the <u>bird</u> . I will write a story about the colourful <u>bird</u> . Will you read my story? Will you read my story about the colourful <u>bird</u> ?				



	WRITE	<p>3. What kind of bird do I see? I see a _____ bird.</p> <p>4. What will the colourful bird do? I colourful bird will _____.</p>
--	--------------	---


WEDNESDAY ACTIVITY 2

	READ	Read the  and  words from Activity 1.
--	-------------	---





	WRITE	Write the  words and  words in your dictionary. Write a sentence with: first Write a question with: thirsty
--	--------------	---

THURSDAY ACTIVITY 1

	LOOK & SAY	picture	colourful	words	read	write
	SOUND OUT	turn	hurt	burnt		burst
		first	thirsty	bird		shirt

	READ	<div data-bbox="395 1070 1074 1686" data-label="Image"> </div> <p data-bbox="1137 1055 1505 1753"> Stacey likes to read. Stacey likes to look at pictures. She likes to look at colourful pictures. She likes to look at the colourful pictures in books. Stacey likes to write. She likes to write stories. Stacey writes </p> <p data-bbox="368 1765 1505 1933"> words to make a story. She writes words to make a great story. Her dream is to write. Her dream is to write a book. She works hard. She works hard to write a book! </p>
--	-------------	---





THURSDAY ACTIVITY 2

	READ	Read the  and  words from Activity 1.
	WRITE	<ol style="list-style-type: none">Who likes to read? _____ likes to read.What does Stacey like to look at? She likes to look at _____.Who likes to write? _____ likes to write.What does Stacey write to make a story? Stacey writes _____ to make a story.What does Stacey work hard to do? Stacey works hard to _____.

FRIDAY ACTIVITY 1

	READ	Read all the  and  words again.
	READ	Read the story from Thursday Activity 1.

FRIDAY ACTIVITY 2






	READ	Read all the  and  words again.
	WRITE	Write the sentences in your book. Fix the mistakes. <ol style="list-style-type: none">stacey writes words to make a storyher dream is to write a bookshe works hard to write a book

HOME LANGUAGE WORKSHEET






ENGLISH GRADE 3 TERM 1

WEEK 3



MONDAY ACTIVITY 1



	LOOK & SAY	eat	phone	scared	help	friend
	SOUND OUT	call	fun	not	see	
		think	mad	cross	glad	
	READ	I am <u>glad</u> . I am <u>glad</u> to <u>see</u> you are <u>not</u> <u>mad</u> . I am <u>glad</u> to <u>see</u> you are <u>not</u> <u>cross</u> . It is <u>not</u> <u>fun</u> to be <u>mad</u> . It is <u>not</u> <u>fun</u> to be <u>cross</u> . It is <u>fun</u> to be <u>glad</u> . Do you <u>think</u> it is <u>fun</u> ? Do you <u>think</u> it is <u>fun</u> to be <u>mad</u> ? Do you <u>think</u> it is <u>fun</u> to be <u>cross</u> ? I do <u>not</u> <u>think</u> it is <u>fun</u> to be <u>mad</u> and <u>cross</u> .				
	WRITE	Write the  and  words in your dictionary.				

MONDAY ACTIVITY 2





	READ	Read the  and  words from Activity 1.
	READ	Can I <u>call</u> you? Can I <u>call</u> you <u>mad</u> ? Is it <u>fun</u> ? Is it <u>fun</u> to <u>call</u> you <u>mad</u> ? It is <u>not</u> . It is <u>not</u> <u>fun</u> . It is <u>not</u> <u>fun</u> to <u>call</u> you <u>mad</u> . You will be <u>cross</u> . You will be <u>cross</u> if I <u>call</u> you <u>mad</u> . You will <u>not</u> be <u>glad</u> . You will <u>not</u> be <u>glad</u> if I <u>call</u> you <u>mad</u> . I will <u>not</u> <u>call</u> you. I will <u>not</u> <u>call</u> you <u>mad</u> .
	WRITE	Write a sentence with: help Write a question with: think

TUESDAY ACTIVITY 1





	LOOK & SAY	eat	phone	scared	help	friend
	SOUND OUT	stop	stand	must	just	
		strong	rust	bust	strap	

	READ	I <u>must stop</u> . I <u>must just stop</u> . I <u>must stop</u> and think. I <u>must just stop</u> and think. <u>Must I help</u> ? <u>Must I stop</u> to help? <u>Must I stop</u> to help my friend. My friend will be glad. My friend will be glad if I <u>stop</u> . My friend will be glad if I <u>stop</u> to help. He will not be mad. He will not be mad if I <u>stop</u> . He will not be mad if I <u>stop</u> to help.
	WRITE	1. Who must I stop and help? I must stop and help my _____. 2. How will my friend feel if I stop and help? My friend will feel _____ if I stop and help.







TUESDAY ACTIVITY 2

	READ	Read the  and  words from Activity 1.
	WRITE	Write a sentence with: eat Write a question with: strong



WEDNESDAY ACTIVITY 1



	LOOK & SAY	eat	phone	scared	help	friend
	SOUND OUT	boat	coat	road	goat	
	READ	I see a <u>boat</u> . I see a <u>boat</u> on the <u>road</u> . I see a <u>goat</u> in the <u>boat</u> on the <u>road</u> ! Can you see the <u>boat</u> ? Can you see the <u>boat</u> on the <u>road</u> ? Can you the <u>goat</u> in the <u>boat</u> on the <u>road</u> ? Must we help? Must we help the <u>goat</u> ? Must we help the <u>goat</u> in the <u>boat</u> ? Must we help the <u>goat</u> in the <u>boat</u> on the <u>road</u> ?				
	WRITE	1. Where is the boat? The boat is in the _____. 2. What is in the boat? The _____ is in the boat.				

WEDNESDAY ACTIVITY 2





	READ	Read the  and  words from Activity 1.
	WRITE	Write the  words and  words in your dictionary. Write a sentence with: friend Write a question with: soap

THURSDAY ACTIVITY 1





	LOOK & SAY	eat	phone	scared	help	friend			
	SOUND OUT	stop		must		just		bust	
		boast		boat		road		coat	

	READ	 <p>The fish are scared. The fish are scared for their friend. The fish <u>must</u> help. The fish <u>must</u> help their friend. They <u>must</u> <u>stop</u> and help their friend! They <u>must</u> <u>phone</u>. They <u>must</u> <u>just</u> <u>phone</u>. They <u>must</u> <u>just</u> <u>phone</u> Wendy. They <u>must</u> <u>just</u> <u>phone</u> Wendy to help. They <u>must</u> <u>just</u> <u>phone</u> Wendy to help their friend. The shark <u>must</u> not eat their friend. Wendy <u>must</u> <u>stop</u> the shark! Will Wendy <u>stop</u> the shark? Will Wendy help?</p>	<p>The fish are scared. The fish are scared for their friend. The fish <u>must</u> help. The fish <u>must</u> help their friend. They <u>must</u> <u>stop</u> and help their friend! They <u>must</u> <u>phone</u>. They <u>must</u> <u>just</u> <u>phone</u>. They <u>must</u> <u>just</u> <u>phone</u> Wendy. They <u>must</u> <u>just</u> <u>phone</u> Wendy to help. They <u>must</u> <u>just</u> <u>phone</u> Wendy to help their friend. The shark <u>must</u> not eat their friend. Wendy <u>must</u> <u>stop</u> the shark! Will Wendy <u>stop</u> the shark? Will Wendy help?</p>
---	------	---	--





THURSDAY ACTIVITY 2

	READ	Read the  and  words from Activity 1.
	WRITE	<ol style="list-style-type: none">1. Who is scared? The _____ are scared.2. Who are they scared for? They are scared for their _____.3. Who must they phone? They must phone _____.4. Who wants to eat their friend? The _____ wants to eat their friend.5. Who must stop the shark? _____ must stop the shark.

FRIDAY ACTIVITY 1

	READ	Read all the  and  words again.
	READ	Read the story from Thursday Activity 1.

FRIDAY ACTIVITY 2







	READ	Read all the  and  words again.
	WRITE	Write the sentences in your book. Fix the mistakes. <ol style="list-style-type: none">1. they must stop and help their friend2. they must just phone wendy to help3. will wendy stop the shark

HOME LANGUAGE WORKSHEET






ENGLISH GRADE 3 TERM 1

WEEK 4



MONDAY ACTIVITY 1


	LOOK & SAY	please	ruin	why	knock	sorry
	SOUND OUT	strong	goat	roast	must	
		stop	soak	road	toad	
	READ	<p><u>Must I roast?</u> <u>Must I roast</u> the <u>goat</u>? <u>Must I soak</u> the <u>goat</u>? <u>Must I soak</u> and <u>roast</u> the <u>goat</u>? You <u>must stop</u>! You <u>must not roast</u> the <u>goat</u>. You <u>must not soak</u> the <u>goat</u>. You <u>must not soak</u> and <u>roast</u> the <u>goat</u>. Why <u>must I not roast</u> the <u>goat</u>? Why <u>must I not soak</u> the <u>goat</u>? Why <u>must I not soak</u> and <u>roast</u> the <u>goat</u>?</p>				
	WRITE	Write the  and  words in your dictionary.				


MONDAY ACTIVITY 2

	READ	Read the  and  words from Activity 1.
	READ	<p>Can you see the <u>toad</u>? Can you see the <u>toad</u> in the <u>road</u>? The <u>toad</u> is <u>strong</u>. The <u>toad</u> in the <u>road</u> is <u>strong</u>. <u>Must I stop</u>? <u>Must I stop</u> so you can see? I will <u>stop</u>. I will <u>stop</u> so you can see. I will <u>stop</u> so you can see the <u>toad</u>. I will <u>stop</u> so you can see the <u>toad</u> in the <u>road</u>. I will <u>stop</u> so you can see the <u>strong toad</u> in the <u>road</u>.</p>
	WRITE	<p>Write a sentence with: knock Write a question with: stop</p>

TUESDAY ACTIVITY 1


	LOOK & SAY	please	ruin	why	knock	sorry
	SOUND OUT	drip	drop	drag	drum	
		drink	dream	dress	drift	

	READ	<p>I must not <u>drip</u> the <u>drink</u>. I must not <u>drip</u> the <u>drink</u> on her <u>dress</u>. I must not <u>drag</u>. I must not <u>drag</u> her <u>dress</u>. I must not <u>drop</u>. I must not <u>drop</u> her <u>dress</u>. It will ruin her <u>dress</u>. It will ruin her <u>dress</u> if I <u>drip</u> the <u>drink</u> on it. It will ruin her <u>dress</u> if I <u>drag</u> it. It will ruin her <u>dress</u> if I <u>drop</u> it. She will be sad. She will be sad if I ruin her <u>dress</u>.</p>
---	-------------	---



	WRITE	<p>1. What must I not ruin? I must not ruin her _____.</p> <p>2. How will she feel if I ruin her dress? She will feel _____ if I ruin her dress.</p>
---	--------------	--


TUESDAY ACTIVITY 2


	READ	Read the  and  words from Activity 1.
---	-------------	---

	WRITE	Write a sentence with: drum Write a question with: why
--	--------------	---







WEDNESDAY ACTIVITY 1

	LOOK & SAY	please	ruin	why	knock	sorry
	SOUND OUT	tree	seem	queen	weed	
		street	free	speed	sweet	

	READ	<p>I see a <u>queen</u>. I see a <u>sweet queen</u> in the <u>tree</u>. I see a <u>sweet queen</u> in the <u>tree</u> by the <u>street</u>. Why is the <u>sweet queen</u> in the <u>tree</u>? Why is the <u>sweet queen</u> in the <u>tree</u> by the <u>street</u>? The <u>queen</u> wants to be <u>free</u>. The <u>sweet queen</u> wants to be <u>free</u>. She wants to be <u>free</u> to sit in the <u>tree</u>. Why does the <u>sweet queen</u> want to be <u>free</u> to sit in the <u>tree</u>?</p>
---	-------------	---



	<p>WRITE</p>	<p>1. Where is the queen? The queen is in the ____.</p> <p>2. Why is the queen in the tree? The queen is in the tree because she wants to be ____.</p>
---	---------------------	--

WEDNESDAY ACTIVITY 2





	<p>READ</p>	<p>Read the  and  words from Activity 1.</p>
	<p>WRITE</p>	<p>Write the  words and  words in your dictionary. Write a sentence with: queen Write a question with: please</p>

THURSDAY ACTIVITY 1





	<p>LOOK & SAY</p>	<p>please</p>	<p>ruin</p>	<p>why</p>	<p>knock</p>	<p>sorry</p>
	<p>SOUND OUT</p>	<p>dream</p>	<p>drink</p>	<p>drop</p>	<p>drag</p>	
		<p>seem</p>	<p>sweet</p>	<p>speed</p>	<p>street</p>	

	<p>READ</p>	<div style="display: flex; align-items: center;">  <div style="margin-left: 20px;"> <p>Mbuso has a dream. He has a dream to build a big sandcastle. The girl will come. She will come to knock it down. She is not sweet! She is not a sweet girl! Why will she knock the sandcastle? Why will she knock the sandcastle down? She will run with speed. She will run with speed and knock it down. How will Mbuso feel? Will the girl say sorry? Will the girl say sorry to Mbuso?</p> </div> </div>
---	--------------------	---





THURSDAY ACTIVITY 2

	READ	Read the  and  words from Activity 1.
	WRITE	<ol style="list-style-type: none">Who has a dream to build a big sandcastle? _____ has a dream to build a big sandcastle.What will the girl do to the sandcastle? The girl will _____ the sandcastle down.How will she run? She will run with _____.Is the girl a sweet girl? Yes/No, The girl is/ is not a sweet girl.Do you think the girl should say sorry to Mbuso? Yes/ No, I do/do not think the girl should say sorry to Mbuso.

FRIDAY ACTIVITY 1

	READ	Read all the  and  words again.
	READ	Read the story from Thursday Activity 1.

FRIDAY ACTIVITY 2







	READ	Read all the  and  words again.
	WRITE	Write the sentences in your book. Fix the mistakes. <ol style="list-style-type: none">she is not sweethow will mbuso feelwill the girl say sorry to mbuso

HOME LANGUAGE WORKSHEET






ENGLISH GRADE 3 TERM 1

WEEK 5

MONDAY ACTIVITY 1



	LOOK & SAY	over	hurt	won	shoes	like
	SOUND OUT	feel	dream	drink	free	
		drop	street	drift	speed	
	READ	I like to <u>feel free</u> . I like to <u>dream of speed</u> . I like to <u>feel free and dream of speed</u> in the <u>street</u> . I like to <u>feel free and dream of speed</u> in the <u>street</u> , but I do not want to get hurt. I will just <u>dream</u> . I will just <u>dream of speed</u> . I will just <u>dream of speed</u> in the <u>street</u> .				
	WRITE	Write the  and  words in your dictionary.				

MONDAY ACTIVITY 2





	READ	Read the  and  words from Activity 1.
	READ	I must not <u>drop my drink</u> . I must not <u>drop my drink</u> in the <u>street</u> . My mom will not like it. She will not like it if I <u>drop my drink</u> . She will not like it if I <u>drop my drink</u> in the <u>street</u> . I will <u>feel bad</u> . I will <u>feel bad</u> if I <u>drop my drink</u> . I will <u>feel bad</u> if I <u>drop my drink</u> in the <u>street</u> . I will <u>feel bad</u> if I make my mom mad.
	WRITE	Write a sentence with: won Write a question with: drop

TUESDAY ACTIVITY 1




	LOOK & SAY	over	hurt	won	shoes	like
	SOUND OUT	grab	grin	groan	green	
		grass	grand	great	grade	


	READ	I feel <u>great</u> . I feel <u>grand</u> . I feel <u>great</u> and <u>grand</u> . I feel <u>great</u> and <u>grand</u> to be in the next <u>grade</u> . I <u>grin</u> . I <u>grin</u> when I feel <u>great</u> . I <u>grin</u> when I feel <u>grand</u> . I <u>grin</u> when I feel <u>great</u> and <u>grand</u> . Do you <u>grin</u> ? Do you <u>grin</u> when you feel <u>great</u> ? Do you <u>grin</u> when you feel <u>grand</u> ? Do you <u>grin</u> when you feel <u>great</u> and <u>grand</u> ?
	WRITE	1. How do I feel? I feel ____ and ____. 2. What do I do when I feel great and grand? I ____ when I feel great and grand.

TUESDAY ACTIVITY 2

	READ	Read the  and  words from Activity 1.
	WRITE	Write a sentence with: shoes Write a question with: grade







WEDNESDAY ACTIVITY 1

	LOOK & SAY	over	hurt	won	shoes	like
	SOUND OUT	moon	spoon	soon	groom	
		loom	pool	zoom	food	
	READ	I like to eat <u>food</u> . I like to eat <u>food</u> in the <u>pool</u> . I like to eat <u>food</u> in the <u>pool</u> with a <u>spoon</u> . I drop <u>food</u> . I drop <u>food</u> in the <u>pool</u> . My dad will not like it. He will not like <u>food</u> in the <u>pool</u> . I must not eat in the <u>pool</u> . I must not eat <u>food</u> in the <u>pool</u> . I must not eat <u>food</u> in the <u>pool</u> with a <u>spoon</u> . I must not drop <u>food</u> in the <u>pool</u> !				



	WRITE	1. Where do I like to eat food? I like to eat food in the ____.
---	-------	--



2. What do I drop in the pool?
I drop _____ in the pool.

WEDNESDAY ACTIVITY 2




	READ	Read the  and  words from Activity 1.
	WRITE	Write the  words and  words in your dictionary. Write a sentence with: moon Write a question with: like


THURSDAY ACTIVITY 1

	LOOK & SAY	over	hurt	won	shoes	like			
	SOUND OUT	grand		grin		great		green	
		zoom		soon		loom		food	





	READ		<p>Zodwa like to run. Zodwa is a <u>great</u> runner. She has no shoes. Her feet hurt. Her feet hurt when she runs with no shoes. The lady will give her shoes. She will give her <u>green</u> shoes. Zodwa will be the best runner with her <u>green</u> shoes! She <u>zoomed</u> down the track. She <u>zoomed</u> down the track with her <u>green</u> shoes. She won! Zodwa won! Zodwa feels <u>great</u>! She feels <u>grand</u>!</p>
---	-------------	--	--

THURSDAY ACTIVITY 2





	READ	Read the  and  words from Activity 1.
	WRITE	1. What does Zodwa like to do?

		<p>Zodwa likes to _____.</p> <p>2. Who is a great runner? _____ is a great runner.</p> <p>3. Who will give her shoes? The _____ will give her shoes.</p> <p>4. What colour shoes will Zodwa get? Zodwa will get _____ shoes.</p> <p>5. Who won the race? _____ won the race.</p>
---	--	--

FRIDAY ACTIVITY 1

	<p>READ</p>	<p>Read all the  and  words again.</p>
	<p>READ</p>	<p>Read the story from Thursday Activity 1.</p>

FRIDAY ACTIVITY 2






	<p>READ</p>	<p>Read all the  and  words again.</p>
	<p>WRITE</p>	<p>Write the sentences in your book. Fix the mistakes.</p> <ol style="list-style-type: none"> 1. zodwa will be the best runner with her green shoes 2. she zoomed down the track 3. zodwa feels great

HOME LANGUAGE WORKSHEET






ENGLISH GRADE 3 TERM 1

WEEK 6

MONDAY ACTIVITY 1




	LOOK & SAY	different	dance	beauty	because	one
	SOUND OUT	grass	green	great		grin
		moon	soon	food		spoon
	READ	<p>I will dance. I will dance on the <u>grass</u>. I will dance on the <u>green grass</u>. I will dance on the <u>green grass</u> under the <u>moon</u>. I will dance on the <u>green grass</u> under the <u>moon</u> with a <u>spoon</u>. I will dance a <u>great</u> dance on the <u>green grass</u> under the <u>moon</u> with a <u>spoon</u>. I will dance <u>soon</u>. <u>Soon</u> I will dance a <u>great</u> dance on the <u>green grass</u> under the <u>moon</u> with a <u>spoon</u>.</p>				
	WRITE	Write the  and  words in your dictionary.				

MONDAY ACTIVITY 2





	READ	Read the  and  words from Activity 1.				
	READ	<p>I <u>grin</u>. I <u>grin</u> at the <u>moon</u>. I <u>grin</u> at the <u>great moon</u>. Do you <u>grin</u>? Do you <u>grin</u> at the <u>great moon</u>? I <u>grin</u> because the <u>moon</u> is full of beauty I <u>grin</u> at the <u>great moon</u> because it is full of beauty. Do you think the <u>moon</u> is full of <u>beauty</u>? Do you <u>grin</u> at the <u>great moon</u> because it is full of beauty? You must <u>grin</u> at the <u>great moon</u> because it is full of beauty!</p>				
	WRITE	<p>Write a sentence with: soon Write a question with: different</p>				

TUESDAY ACTIVITY 1




	LOOK & SAY	different	dance	beauty	because	one
--	------------	-----------	-------	--------	---------	-----


	SOUND OUT	ship	shop	shin	shot
		bash	mash	fish	wish
	READ	<p>I <u>wish</u>. I <u>wish</u> I can go on a <u>ship</u>. I <u>wish</u> I can go on a big <u>ship</u>. I <u>wish</u> I can go on a big <u>ship</u> that has a <u>shop</u>. I <u>wish</u> I can go on a big <u>ship</u> so I can <u>fish</u>. Do you <u>wish</u>? Do you <u>wish</u> to go on a <u>ship</u>? Do you <u>wish</u> to go on a big <u>ship</u>? Do you <u>wish</u> to go on a big <u>ship</u> that has a <u>shop</u>? Do you <u>wish</u> to go on a big <u>ship</u> so you can <u>fish</u>?</p>			
	WRITE	<p>1. What do I wish I can go on? I wish I can go on a _____.</p> <p>2. What do I want to do on the big ship? I want to _____ on the big ship.</p>			

TUESDAY ACTIVITY 2

	READ	Read the  and  words from Activity 1.
	WRITE	Write a sentence with: because Write a question with: mash




WEDNESDAY ACTIVITY 1

	LOOK & SAY	different	dance	beauty	because	one
	SOUND OUT	thin	thick	thud	three	
		moth	with	math	bath	
	READ	<p>I see a <u>moth</u>. I see a <u>moth</u> on the <u>bath</u>. I see the <u>moth</u> on the <u>bath</u> <u>with</u> <u>thin</u> wings. I see the <u>moth</u> <u>with</u> the <u>thin</u> wings dance on the <u>bath</u>. Can you see the <u>moth</u>? Can you see the <u>moth</u> on the <u>bath</u>? Can you see the <u>moth</u> on the <u>bath</u> <u>with</u> the <u>thin</u> wings? Can you see the <u>moth</u> <u>with</u> the <u>thin</u> wings dance on the <u>bath</u>? Why is the <u>moth</u> on the <u>bath</u>? Why is the <u>moth</u> <u>with</u> the <u>thin</u> wings on the <u>bath</u>?</p>				

	WRITE	<p>1. What can I see? I can see a ____.</p> <p>2. Where is the moth? The moth is on the ____.</p>
---	--------------	---


WEDNESDAY ACTIVITY 2

	READ	Read the  and  words from Activity 1.
---	-------------	---

	WRITE	Write the  words and  words in your dictionary. Write a sentence with: three Write a question with: one
---	--------------	---


THURSDAY ACTIVITY 1

	LOOK & SAY	different	dance	beauty	because	one
	SOUND OUT	with	thin	thick	three	
		shin	wish	bash	shop	

	READ	<div data-bbox="416 1093 799 1771" data-label="Image"> </div> <p>Musa likes to dance. He is different. He is different because he has only one leg! He is not scared to dance. He is not scared to dance <u>with</u> one leg. He dances <u>with</u> beauty. He had a dream. He had a <u>wish</u>. He wanted to be the best. He wanted to be the best dancer! He had a dream and a <u>wish</u> to be the best dancer. Did Musa stop? He did not stop because he had only one leg!</p>
---	-------------	--

THURSDAY ACTIVITY 2

	READ	Read the  and  words from Activity 1.
---	-------------	---

	<p>WRITE</p>	<ol style="list-style-type: none"> 1. What does Musa like to do? Musa likes to _____. 2. Why is Musa different? Musa is different because _____. 3. How does Musa dance? Musa dances with _____. 4. What did Musa want to be? Musa wanted to be the _____. 5. Did Musa stop because he only had one leg? Yes/No, Musa did/did not stop because he only had one leg.
---	---------------------	--


FRIDAY ACTIVITY 1

	<p>READ</p>	<p>Read all the  and  words again.</p>
---	--------------------	--

	<p>READ</p>	<p>Read the story from Thursday Activity 1.</p>
--	--------------------	---

FRIDAY ACTIVITY 2







	<p>READ</p>	<p>Read all the  and  words again.</p>
---	--------------------	--

	<p>WRITE</p>	<p>Write the sentences in your book. Fix the mistakes.</p> <ol style="list-style-type: none"> 1. he is different because he has only one leg 2. he wanted to be the best dancer 3. did musa stop
---	---------------------	---






HOME LANGUAGE WORKSHEET
ENGLISH TERM 1

WEEK 7

MONDAY ACTIVITY 1




	LOOK & SAY	always	special	toy	idea	hair
	SOUND OUT	with	three	thin	bath	
		wish	shop	bash	fish	
	READ	I <u>wish</u> . I <u>wish</u> I had <u>three</u> <u>fish</u> . I <u>wish</u> I had <u>three</u> <u>fish</u> in my <u>bath</u> . I <u>wish</u> I had <u>three</u> <u>fish</u> to swim <u>with</u> me. I <u>wish</u> I had <u>three</u> <u>fish</u> to swim <u>with</u> me in the <u>bath</u> . Do you <u>wish</u> you had <u>fish</u> ? Do you <u>wish</u> you had <u>fish</u> in the <u>bath</u> ? Do you <u>wish</u> you had <u>fish</u> to swim <u>with</u> you? Do you <u>wish</u> you had <u>fish</u> to swim in the <u>bath</u> <u>with</u> you?				
	WRITE	Write the  and  words in your dictionary.				

MONDAY ACTIVITY 2





	READ	Read the  and  words from Activity 1.				
	READ	I will go. I will go to the <u>shop</u> . I will go to the <u>shop</u> <u>with</u> my mom. I will go to the <u>fish</u> <u>shop</u> . I will go to the <u>fish</u> <u>shop</u> <u>with</u> my mom. I will go to the <u>fish</u> <u>shop</u> <u>with</u> my mom because she wants to eat <u>fish</u> . I will go to the <u>fish</u> <u>shop</u> <u>with</u> my mom because she wants to eat <u>fish</u> for dinner. I like to eat <u>fish</u> . I like to eat <u>fish</u> for dinner. Do you like to eat <u>fish</u> ? Do you like to eat <u>fish</u> for dinner?				
	WRITE	Write a sentence with: toy Write a question with: thin				

TUESDAY ACTIVITY 1




	LOOK & SAY	always	special	toy	idea	hair
--	------------	--------	---------	-----	------	------


	SOUND OUT	chin	chop	chip	chain
		rich	such	much	chair
	READ	I sit. I always sit. I sit on my <u>chair</u> . I always sit on my <u>chair</u> . I sit on my <u>chair</u> and eat my <u>chips</u> . I always sit on my <u>chair</u> and eat my <u>chips</u> . I sit on my <u>chair</u> and eat my <u>chop</u> . I always sit on my <u>chair</u> and eat my <u>chop</u> . I sit on my <u>chair</u> and I eat my <u>chips</u> and my <u>chop</u> . I always sit on my <u>chair</u> and eat my <u>chips</u> and my <u>chop</u> .			
	WRITE	1. Where do I always sit? I always sit on my _____. 2. What do I always eat? I always my _____ and my _____.			

TUESDAY ACTIVITY 2







	READ	Read the  and  words from Activity 1.
	WRITE	Write a sentence with: chin Write a question with: hair

WEDNESDAY ACTIVITY 1



	LOOK & SAY	always	special	toy	idea	hair
	SOUND OUT	crib	crab	crop	crack	
		crash	crunch	cry	cried	
	READ	I hear a <u>crash</u> . I hear a <u>crunch</u> . I see a <u>crab</u> . I see a <u>crab</u> <u>crunch</u> my <u>chips</u> . I see a <u>crab</u> <u>crack</u> my <u>chips</u> . I see a big <u>crab</u> <u>crunch</u> and <u>crack</u> my <u>chips</u> ! I <u>cried</u> . I <u>cried</u> when the <u>crab</u> <u>crunched</u> my <u>chips</u> . I <u>cried</u> when the <u>crab</u> <u>cracked</u> my <u>chips</u> . I <u>cried</u> when the <u>crab</u> <u>crunched</u> and <u>cracked</u> my <u>chips</u> . Do you think you would <u>cry</u> ? Would you <u>cry</u> if a <u>crab</u> <u>crunched</u> and <u>cracked</u> your <u>chips</u> ?				



	WRITE	<p>1. What can I see? I can see a ____.</p> <p>2. What did I do when the crab crunched and cracked my chips? I _____ when the crab crunched and cracked my chips.</p>
--	--------------	---

WEDNESDAY ACTIVITY 2





	READ	Read the  and  words from Activity 1.
	WRITE	Write the  words and  words in your dictionary. Write a sentence with: idea Write a question with: cry

THURSDAY ACTIVITY 1

	LOOK & SAY	always	special	toy	idea	hair
	SOUND OUT	chop	much	chair		such
		cry	cried	crash		crop

	READ	<div style="display: flex; align-items: center;">  <div style="margin-left: 20px;"> <p>Marie has a special toy. Teddy is her special toy. Marie always had Teddy with her. One day Josh had an idea. He will cut Teddy's hair! He will take Teddy and <u>chop</u> his hair. He thinks it is <u>such</u> a good idea! Do you think it is a good idea? Marie will <u>cry</u>. Marie will <u>cry</u> when she sees Teddy. Marie did <u>cry</u>. Marie <u>cried</u> when she saw Teddy. It was not <u>such</u> a good idea to <u>chop</u> Teddy's hair.</p> </div> </div>
--	-------------	---





THURSDAY ACTIVITY 2

	READ	Read the  and  words from Activity 1.
	WRITE	<ol style="list-style-type: none">Who is Marie's special toy? _____ is Marie's special toy.Who had an idea? _____ had an idea.What will Josh do to Teddy's hair? Josh will _____ Teddy's hair.What will Marie do when she sees Teddy? Marie will _____ when she sees Teddy.Was it a good idea to chop Teddy's hair? Yes/No, it was/ was not a good idea to chop Teddy's hair.

FRIDAY ACTIVITY 1

	READ	Read all the  and  words again.
	READ	Read the story from Thursday Activity 1.


FRIDAY ACTIVITY 2

	READ	Read all the  and  words again.
	WRITE	Write the sentences in your book. Fix the mistakes. <ol style="list-style-type: none">he will cut teddy's hairdo you think it is a good ideait was not such a good idea to chop teddy's hair






HOME LANGUAGE WORKSHEET
ENGLISH GRADE 3 TERM 1

WEEK 8


MONDAY ACTIVITY 1




	LOOK & SAY	alone	leave	around	play	thought
	SOUND OUT	chin	chop	chain	much	
		crack	crash	cry	crab	
	READ	I will <u>cry</u> . I will <u>cry</u> if I <u>crack</u> my <u>chin</u> . I will <u>cry</u> if I <u>crack</u> my <u>chin</u> on the <u>chain</u> . I will <u>cry</u> . I will <u>cry</u> if I <u>crash</u> my <u>chin</u> . I will <u>cry</u> if I <u>crash</u> my <u>chin</u> on the <u>chain</u> . I will <u>cry</u> if I <u>crack</u> and <u>crash</u> my <u>chin</u> on the <u>chain</u> . Will you <u>cry</u> ? Will you <u>cry</u> if you <u>crack</u> your <u>chin</u> on the <u>chain</u> ? Will you <u>cry</u> if you <u>crash</u> your <u>chin</u> on the <u>chain</u> ?				
	WRITE	Write the  and  words in your dictionary.				

MONDAY ACTIVITY 2





	READ	Read the  and  words from Activity 1.
	READ	The <u>crab</u> will <u>chop</u> . The <u>crab</u> will <u>crack</u> . The <u>crab</u> will <u>chop</u> and <u>crack</u> . What will the <u>crab</u> <u>chop</u> ? What will the <u>crab</u> <u>crack</u> ? What will the <u>crab</u> <u>chop</u> and <u>crack</u> ? The <u>crab</u> will <u>chop</u> the rock. The <u>crab</u> will <u>crack</u> the rock. The <u>crab</u> will <u>chop</u> and <u>crack</u> the rock. Will you <u>cry</u> ? Will you <u>cry</u> when the <u>crab</u> <u>chops</u> the rock? Will you <u>cry</u> when the <u>crab</u> <u>cracks</u> the rock?
	WRITE	Write a sentence with: crash Write a question with: crab

TUESDAY ACTIVITY 1



	LOOK & SAY	alone	leave	around	play	thought
--	------------	-------	-------	--------	------	---------


	SOUND OUT	stood	look	book	took
		shook	hook	foot	wood
	READ	I <u>stood</u> . I <u>stood</u> alone. I <u>stood</u> alone to <u>look</u> around. I <u>looked</u> . I <u>looked</u> at the <u>book</u> . I <u>looked</u> at the <u>book</u> with the <u>hook</u> . I <u>took</u> . I <u>took</u> the <u>book</u> . I <u>took</u> the <u>book</u> with the <u>hook</u> . I <u>shook</u> . I <u>shook</u> when I <u>looked</u> at the <u>book</u> . I <u>shook</u> when I <u>looked</u> at the <u>book</u> with the <u>hook</u> . I will leave the <u>book</u> . I will leave the <u>book</u> with the <u>hook</u> .			
	WRITE	<p>1. Why did I stand alone? I stood alone to _____.</p> <p>2. What did I do when I looked at the book with the hook? I _____ when I looked at the book with the hook.</p>			


TUESDAY ACTIVITY 2

	READ	Read the  and  words from Activity 1.
	WRITE	Write a sentence with: foot Write a question with: play

WEDNESDAY ACTIVITY 1




	LOOK & SAY	alone	leave	around	play	thought
	SOUND OUT	sing	song	king	swing	
		sting	ring	sung	rang	

	READ	<p>I see the <u>king</u>. I see the <u>king sing</u>. I see the <u>king sing</u> a <u>song</u>. The <u>king</u> is on the <u>swing</u>. I see the <u>king</u> on the <u>swing</u>. I see the <u>king sing</u> on the <u>swing</u>. I see the <u>king sing</u> a <u>song</u> on the <u>swing</u>. He has a <u>ring</u>. I see the <u>king</u> with a <u>ring</u>. I see the <u>king</u> with a <u>ring</u> on the <u>swing</u>. I see the <u>king</u> with a <u>ring</u> <u>sing</u> a <u>song</u> on the <u>swing</u>.</p>
--	-------------	--



	WRITE	<p>1. Who can I see? I can see the ____.</p> <p>2. Where is the king? The king is on the ____.</p>
--	--------------	--


WEDNESDAY ACTIVITY 2

	READ	<p>Read the  and  words from Activity 1.</p>
--	-------------	--





	WRITE	<p>Write the  words and  words in your dictionary. Write a sentence with: sting Write a question with: leave</p>
---	--------------	--

THURSDAY ACTIVITY 1

	LOOK & SAY	alone	leave	around	play	thought
	SOUND OUT	stood	look	shook		took
		sing	sung	swing		ring

	READ	<div data-bbox="384 1451 746 1984" data-label="Image"> </div> <p>Fanisa thought no one will play with her. She stood with Ntsako. She did not want to be alone. She would not leave Ntsako alone. She stood with Ntsako all day. Fanisa thought no one will play with her because she looks different. Ntsako told Fanisa to leave her alone. She did not want Fanisa around all the time! Fanisa was so sad. She sat and cried alone.</p>
--	-------------	--





THURSDAY ACTIVITY 2

	READ	Read the  and  words from Activity 1.
	WRITE	<ol style="list-style-type: none">Who thought no one would play with her? _____ thought no one would play with her.Who did she stand with? She stood with _____.When did she stand with Ntsako? She stood with Ntsako _____.Why did Fanisa think no one would play with her? Fanisa thought no one would play with her because _____.How did Fanisa feel when Ntsako told her that she did not want her around all the time? Fanisa felt _____ when Ntsako told her that she did not want her around all the time.

FRIDAY ACTIVITY 1

	READ	Read all the  and  words again.
	READ	Read the story from Thursday Activity 1.

FRIDAY ACTIVITY 2

	READ	Read all the  and  words again.
	WRITE	Write the sentences in your book. Fix the mistakes. <ol style="list-style-type: none">she stood with ntsakontsako told fanisa to leave her aloneshe did not want fanisa around all the time






HOME LANGUAGE WORKSHEET
ENGLISH GRADE 3 TERM 1

WEEK 9


MONDAY ACTIVITY 1




	LOOK & SAY	poor	magic	money	about	giant
	SOUND OUT	sing	song	ring	swing	
		took	shook	stood	look	
	READ	I will <u>sing</u> . I will <u>sing</u> a <u>song</u> about a poor giant. I will <u>sing</u> a magic <u>song</u> about a poor giant. I will <u>sing</u> a magic <u>song</u> about a poor giant that had no money. Will you <u>sing</u> with me? Will you <u>sing</u> the <u>song</u> with me? Will you <u>sing</u> the <u>song</u> about a poor giant with me? Will you <u>sing</u> the magic <u>song</u> about a poor giant with me? Will you <u>sing</u> the magic <u>song</u> about a poor giant that had no money with me?				
	WRITE	Write the  and  words in your dictionary.				

MONDAY ACTIVITY 2





	READ	Read the  and  words from Activity 1.				
	READ	I <u>took</u> the <u>ring</u> . I <u>took</u> the magic <u>ring</u> . I <u>took</u> that magic <u>ring</u> to the <u>swing</u> . I will sit. I will sit on the <u>swing</u> . I will sit on the <u>swing</u> with the <u>ring</u> . I will sit n the <u>swing</u> with the magic <u>ring</u> . I will <u>look</u> . I will <u>look</u> at the <u>ring</u> . I will <u>look</u> at the <u>ring</u> as I sit on the <u>swing</u> . I will <u>look</u> at the magic <u>ring</u> as I sit on the <u>swing</u> .				
	WRITE	Write a sentence with: money Write a question with: song				

TUESDAY ACTIVITY 1




	LOOK & SAY	poor	magic	money	about	giant
--	------------	------	-------	-------	-------	-------


	SOUND OUT	car	far	tar	hard
		scar	star	jar	dark
	READ	I see a <u>car</u> . I see a <u>car</u> on the <u>tar</u> road. I see a <u>car</u> on the <u>dark tar</u> road. It has a <u>star</u> . The <u>car</u> has a <u>star</u> . I see a <u>car</u> with a <u>star</u> on the <u>dark tar</u> road. Can you see the <u>car</u> ? Can you see the <u>car</u> on the <u>tar</u> road? Can you see the <u>car</u> on the <u>dark tar</u> road? Can you see the <u>car</u> with the <u>star</u> on the <u>dark tar</u> road?			
	WRITE	1. What can I see? I can see a ____. 2. Where is the car? The car is on the _____.			

TUESDAY ACTIVITY 2

	READ	Read the  and  words from Activity 1.
	WRITE	Write a sentence with: star Write a question with: about




WEDNESDAY ACTIVITY 1

	LOOK & SAY	poor	magic	money	about	giant
	SOUND OUT	fork	born	storm	torch	
		short	sport	sort	north	
	READ	I have a <u>fork</u> . I will eat with the <u>fork</u> . I will eat <u>pork</u> with the <u>fork</u> . Will you eat with me? Will you eat <u>pork</u> with a <u>fork</u> with me? I am not poor. I have lots of money. I can eat lots of <u>pork</u> . I like to eat <u>pork</u> . I like to eat <u>pork</u> with a <u>fork</u> . I like to eat lots of <u>pork</u> with a <u>fork</u> . Do you like to eat <u>pork</u> ? Do you like to eat <u>pork</u> with a <u>fork</u> ? Do you like to eat lots of <u>pork</u> with a <u>fork</u> ?				

	WRITE	<p>3. What will I eat with? I will eat with a ____.</p> <p>4. What do I like to eat? I like to eat ____.</p>
--	--------------	--


WEDNESDAY ACTIVITY 2

	READ	Read the  and  words from Activity 1.
--	-------------	---





	WRITE	Write the  words and  words in your dictionary. Write a sentence with: sport Write a question with: money
--	--------------	---

THURSDAY ACTIVITY 1

	LOOK & SAY	poor	magic	money	about	giant
	SOUND OUT	sort	born	storm		short
		dark	hard	star		far

	READ	<div data-bbox="370 1061 1024 1756" data-label="Image"> </div> <p>Jack is poor. Jack and his mom are poor. They have no money. They thought. They thought about the giant. They thought about the giant that took their magic hen. They wished for their magic hen back. Jack will go. He will go to the giant. He will go to get the magic hen. He will go to get the magic hen back from the giant. Jack and his mom are not poor anymore. They have the magic hen! Jack took the magic hen from the giant!</p>
--	-------------	---





THURSDAY ACTIVITY 2

	READ	Read the  and  words from Activity 1.
	WRITE	<ol style="list-style-type: none">1. Who is poor? _____ and his _____ are poor.2. Who took their magic hen? The _____ took their magic hen.3. Who will go get the magic hen? _____ will go get the magic hen.4. Why are Jack and his mom not poor anymore? Jack and his mom are not poor anymore because _____.5. How did they get the magic hen back? _____ took the magic hen from the _____.

FRIDAY ACTIVITY 1

	READ	Read all the  and  words again.
	READ	Read the story from Thursday Activity 1.







FRIDAY ACTIVITY 2

	READ	Read all the  and  words again.
	WRITE	Write the sentences in your book. Fix the mistakes. <ol style="list-style-type: none">1. jack and his mom are poor2. he will go to get the magic hen back from the giant3. jack took the magic hen from the giant






HOME LANGUAGE WORKSHEET
ENGLISH GRADE 3 TERM 1

WEEK 10

MONDAY ACTIVITY 1

	LOOK & SAY	picture	colourful	words	read	write
	SOUND OUT	ship	must	great	story	
		book	hard	chair	with	
	READ	I <u>must</u> look. I <u>must</u> look at the <u>book</u> . I <u>must</u> look at the <u>book</u> about <u>ships</u> . I <u>must</u> sit. I <u>must</u> sit on the <u>chair</u> . I <u>must</u> sit on the <u>chair</u> and look. I <u>must</u> sit on the <u>chair</u> and look at the <u>book</u> . I <u>must</u> sit on the <u>chair</u> and look at the <u>book</u> about <u>ships</u> . I <u>must</u> read. I <u>must</u> sit and read. I <u>must</u> sit and read the <u>story</u> in the <u>book</u> about <u>ships</u> .				
	WRITE	Write the  and  words in your dictionary.				

MONDAY ACTIVITY 2

	READ	Read the  and  words from Activity 1.
	READ	I like to read. I like to read I like to read. I <u>must</u> read a <u>story</u> . I <u>must</u> read a <u>story</u> about a king. I <u>must</u> read a <u>story</u> about a king and his <u>ship</u> . I <u>must</u> read a <u>story</u> about a <u>great</u> king and his colourful <u>ship</u> . I will read <u>with</u> my mom. My mom also likes to read. My mom will read the <u>story</u> <u>with</u> me. She will read the <u>story</u> about the king and his <u>ship</u> <u>with</u> me. She will read the <u>story</u> about the <u>great</u> king and his colourful <u>ship</u> <u>with</u> me.
	WRITE	Write a sentence with: picture Write a question with: hard

TUESDAY ACTIVITY 1

	LOOK & SAY	picture	colourful	words	read	write
--	------------	---------	-----------	-------	------	-------


	SOUND OUT	turn	nurse	hurt	burn
		burnt	burst	church	surf
	READ	I <u>hurt</u> my leg. I <u>hurt</u> my leg in <u>church</u> . I <u>burnt</u> my leg. I <u>burnt</u> my leg in <u>church</u> . How did you <u>hurt</u> your leg? How did you <u>hurt</u> your leg in <u>church</u> ? How did you <u>burn</u> your leg? How did you <u>burn</u> your leg in <u>church</u> ? You must go to the <u>nurse</u> . The <u>nurse</u> will help you. The <u>nurse</u> will help you with your leg. The <u>nurse</u> will help you with your <u>burnt</u> leg.			
	WRITE	1. Where did I burn my leg? I burnt my leg in ____. 2. Who must I go to? I must go to the ____.			

TUESDAY ACTIVITY 2

	READ	Read the and words from Activity 1.
	WRITE	Write a sentence with: write Write a question with: church




WEDNESDAY ACTIVITY 1

	LOOK & SAY	picture	colourful	words	read	write
	SOUND OUT	bird	third	thirst	thirsty	
		chirp	first	shirt	skirt	
	READ	I see a <u>bird</u> . I see a colourful <u>bird</u> . The <u>bird</u> will <u>chirp</u> . The colourful <u>bird</u> will <u>chirp</u> . Can you see the <u>bird</u> ? Can you see the colourful <u>bird</u> ? Can you hear the <u>bird</u> ? Can you hear the colourful <u>bird chirp</u> ? I will write a story. I will write a story about the <u>bird</u> . I will write a story about the colourful <u>bird</u> . Will you read my story? Will you read my story about the colourful <u>bird</u> ?				



	WRITE	<p>3. What kind of bird do I see? I see a _____ bird.</p> <p>4. What will the colourful bird do? I colourful bird will _____.</p>
--	--------------	---


WEDNESDAY ACTIVITY 2

	READ	Read the  and  words from Activity 1.
--	-------------	---





	WRITE	Write the  words and  words in your dictionary. Write a sentence with: first Write a question with: thirsty
--	--------------	---

THURSDAY ACTIVITY 1

	LOOK & SAY	picture	colourful	words	read	write
	SOUND OUT	turn	hurt	burnt		burst
		first	thirsty	bird		shirt

	READ	<div data-bbox="395 1070 1070 1686" data-label="Image"> </div> <p data-bbox="1137 1055 1509 1753"> Stacey likes to read. Stacey likes to look at pictures. She likes to look at colourful pictures. She likes to look at the colourful pictures in books. Stacey likes to write. She likes to write stories. Stacey writes </p> <p data-bbox="368 1765 1509 1928"> words to make a story. She writes words to make a great story. Her dream is to write. Her dream is to write a book. She works hard. She works hard to write a book! </p>
--	-------------	---





THURSDAY ACTIVITY 2

	READ	Read the  and  words from Activity 1.
	WRITE	<ol style="list-style-type: none">Who likes to read? _____ likes to read.What does Stacey like to look at? She likes to look at _____.Who likes to write? _____ likes to write.What does Stacey write to make a story? Stacey writes _____ to make a story.What does Stacey work hard to do? Stacey works hard to _____.

FRIDAY ACTIVITY 1

	READ	Read all the  and  words again.
	READ	Read the story from Thursday Activity 1.

FRIDAY ACTIVITY 2






	READ	Read all the  and  words again.
	WRITE	Write the sentences in your book. Fix the mistakes. <ol style="list-style-type: none">stacey writes words to make a storyher dream is to write a bookshe works hard to write a book

HOME LANGUAGE WORKSHEET






ENGLISH GRADE 3 TERM 1

WEEK 3



MONDAY ACTIVITY 1



	LOOK & SAY	eat	phone	scared	help	friend
	SOUND OUT	call	fun	not	see	
		think	mad	cross	glad	
	READ	I am <u>glad</u> . I am <u>glad</u> to <u>see</u> you are <u>not</u> <u>mad</u> . I am <u>glad</u> to <u>see</u> you are <u>not</u> <u>cross</u> . It is <u>not</u> <u>fun</u> to be <u>mad</u> . It is <u>not</u> <u>fun</u> to be <u>cross</u> . It is <u>fun</u> to be <u>glad</u> . Do you <u>think</u> it is <u>fun</u> ? Do you <u>think</u> it is <u>fun</u> to be <u>mad</u> ? Do you <u>think</u> it is <u>fun</u> to be <u>cross</u> ? I do <u>not</u> <u>think</u> it is <u>fun</u> to be <u>mad</u> and <u>cross</u> .				
	WRITE	Write the  and  words in your dictionary.				

MONDAY ACTIVITY 2





	READ	Read the  and  words from Activity 1.
	READ	Can I <u>call</u> you? Can I <u>call</u> you <u>mad</u> ? Is it <u>fun</u> ? Is it <u>fun</u> to <u>call</u> you <u>mad</u> ? It is <u>not</u> . It is <u>not</u> <u>fun</u> . It is <u>not</u> <u>fun</u> to <u>call</u> you <u>mad</u> . You will be <u>cross</u> . You will be <u>cross</u> if I <u>call</u> you <u>mad</u> . You will <u>not</u> be <u>glad</u> . You will <u>not</u> be <u>glad</u> if I <u>call</u> you <u>mad</u> . I will <u>not</u> <u>call</u> you. I will <u>not</u> <u>call</u> you <u>mad</u> .
	WRITE	Write a sentence with: help Write a question with: think

TUESDAY ACTIVITY 1





	LOOK & SAY	eat	phone	scared	help	friend
	SOUND OUT	stop	stand	must	just	
		strong	rust	bust	strap	

	READ	I <u>must stop</u> . I <u>must just stop</u> . I <u>must stop</u> and think. I <u>must just stop</u> and think. <u>Must I help</u> ? <u>Must I stop</u> to help? <u>Must I stop</u> to help my friend. My friend will be glad. My friend will be glad if I <u>stop</u> . My friend will be glad if I <u>stop</u> to help. He will not be mad. He will not be mad if I <u>stop</u> . He will not be mad if I <u>stop</u> to help.
	WRITE	1. Who must I stop and help? I must stop and help my _____. 2. How will my friend feel if I stop and help? My friend will feel _____ if I stop and help.







TUESDAY ACTIVITY 2

	READ	Read the  and  words from Activity 1.
	WRITE	Write a sentence with: eat Write a question with: strong



WEDNESDAY ACTIVITY 1



	LOOK & SAY	eat	phone	scared	help	friend
	SOUND OUT	boat	coat	road	goat	
	READ	I see a <u>boat</u> . I see a <u>boat</u> on the <u>road</u> . I see a <u>goat</u> in the <u>boat</u> on the <u>road</u> ! Can you see the <u>boat</u> ? Can you see the <u>boat</u> on the <u>road</u> ? Can you the <u>goat</u> in the <u>boat</u> on the <u>road</u> ? Must we help? Must we help the <u>goat</u> ? Must we help the <u>goat</u> in the <u>boat</u> ? Must we help the <u>goat</u> in the <u>boat</u> on the <u>road</u> ?				
	WRITE	1. Where is the boat? The boat is in the _____. 2. What is in the boat? The _____ is in the boat.				

WEDNESDAY ACTIVITY 2





	READ	Read the  and  words from Activity 1.
	WRITE	Write the  words and  words in your dictionary. Write a sentence with: friend Write a question with: soap

THURSDAY ACTIVITY 1





	LOOK & SAY	eat	phone	scared	help	friend			
	SOUND OUT	stop		must		just		bust	
		boast		boat		road		coat	

	READ		<p>The fish are scared. The fish are scared for their friend. The fish <u>must</u> help. The fish <u>must</u> help their friend. They <u>must</u> <u>stop</u> and help their friend! They <u>must</u> <u>phone</u>. They <u>must</u> <u>just</u> <u>phone</u>. They <u>must</u> <u>just</u> <u>phone</u> Wendy. They <u>must</u> <u>just</u> <u>phone</u> Wendy to help. They <u>must</u> <u>just</u> <u>phone</u> Wendy to help their friend. The shark <u>must</u> not eat their friend. Wendy <u>must</u> <u>stop</u> the shark! Will Wendy <u>stop</u> the shark? Will Wendy help?</p>
---	------	--	--





THURSDAY ACTIVITY 2

	READ	Read the  and  words from Activity 1.
	WRITE	<ol style="list-style-type: none">Who is scared? The _____ are scared.Who are they scared for? They are scared for their _____.Who must they phone? They must phone _____.Who wants to eat their friend? The _____ wants to eat their friend.Who must stop the shark? _____ must stop the shark.

FRIDAY ACTIVITY 1

	READ	Read all the  and  words again.
	READ	Read the story from Thursday Activity 1.

FRIDAY ACTIVITY 2







	READ	Read all the  and  words again.
	WRITE	Write the sentences in your book. Fix the mistakes. <ol style="list-style-type: none">they must stop and help their friendthey must just phone wendy to helpwill wendy stop the shark

HOME LANGUAGE WORKSHEET






ENGLISH GRADE 3 TERM 1

WEEK 4



MONDAY ACTIVITY 1


	LOOK & SAY	please	ruin	why	knock	sorry
	SOUND OUT	strong	goat	roast	must	
		stop	soak	road	toad	
	READ	<p><u>Must I roast?</u> <u>Must I roast</u> the <u>goat</u>? <u>Must I soak</u> the <u>goat</u>? <u>Must I soak</u> and <u>roast</u> the <u>goat</u>? You <u>must stop</u>! You <u>must not roast</u> the <u>goat</u>. You <u>must not soak</u> the <u>goat</u>. You <u>must not soak</u> and <u>roast</u> the <u>goat</u>. Why <u>must I not roast</u> the <u>goat</u>? Why <u>must I not soak</u> the <u>goat</u>? Why <u>must I not soak</u> and <u>roast</u> the <u>goat</u>?</p>				
	WRITE	Write the  and  words in your dictionary.				


MONDAY ACTIVITY 2

	READ	Read the  and  words from Activity 1.				
	READ	<p>Can you see the <u>toad</u>? Can you see the <u>toad</u> in the <u>road</u>? The <u>toad</u> is <u>strong</u>. The <u>toad</u> in the <u>road</u> is <u>strong</u>. <u>Must I stop</u>? <u>Must I stop</u> so you can see? I will <u>stop</u>. I will <u>stop</u> so you can see. I will <u>stop</u> so you can see the <u>toad</u>. I will <u>stop</u> so you can see the <u>toad</u> in the <u>road</u>. I will <u>stop</u> so you can see the <u>strong toad</u> in the <u>road</u>.</p>				
	WRITE	<p>Write a sentence with: knock Write a question with: stop</p>				

TUESDAY ACTIVITY 1


	LOOK & SAY	please	ruin	why	knock	sorry
	SOUND OUT	drip	drop	drag	drum	
		drink	dream	dress	drift	

	READ	<p>I must not <u>drip</u> the <u>drink</u>. I must not <u>drip</u> the <u>drink</u> on her <u>dress</u>. I must not <u>drag</u>. I must not <u>drag</u> her <u>dress</u>. I must not <u>drop</u>. I must not <u>drop</u> her <u>dress</u>. It will ruin her <u>dress</u>. It will ruin her <u>dress</u> if I <u>drip</u> the <u>drink</u> on it. It will ruin her <u>dress</u> if I <u>drag</u> it. It will ruin her <u>dress</u> if I <u>drop</u> it. She will be sad. She will be sad if I ruin her <u>dress</u>.</p>
---	-------------	---

	WRITE	<p>1. What must I not ruin? I must not ruin her _____.</p> <p>2. How will she feel if I ruin her dress? She will feel _____ if I ruin her dress.</p>
---	--------------	--


TUESDAY ACTIVITY 2


	READ	Read the  and  words from Activity 1.
---	-------------	---


	WRITE	Write a sentence with: drum Write a question with: why
--	--------------	---

WEDNESDAY ACTIVITY 1







	LOOK & SAY	please	ruin	why	knock	sorry
---	-----------------------	--------	------	-----	-------	-------

	SOUND OUT	tree	seem	queen	weed
		street	free	speed	sweet

	READ	<p>I see a <u>queen</u>. I see a <u>sweet queen</u> in the <u>tree</u>. I see a <u>sweet queen</u> in the <u>tree</u> by the <u>street</u>. Why is the <u>sweet queen</u> in the <u>tree</u>? Why is the <u>sweet queen</u> in the <u>tree</u> by the <u>street</u>? The <u>queen</u> wants to be <u>free</u>. The <u>sweet queen</u> wants to be <u>free</u>. She wants to be <u>free</u> to sit in the <u>tree</u>. Why does the <u>sweet queen</u> want to be <u>free</u> to sit in the <u>tree</u>?</p>
---	-------------	---



	WRITE	<p>1. Where is the queen? The queen is in the ____.</p> <p>2. Why is the queen in the tree? The queen is in the tree because she wants to be ____.</p>
---	--------------	--

WEDNESDAY ACTIVITY 2





	READ	Read the  and  words from Activity 1.
	WRITE	Write the  words and  words in your dictionary. Write a sentence with: queen Write a question with: please

THURSDAY ACTIVITY 1





	LOOK & SAY	please	ruin	why	knock	sorry
	SOUND OUT	dream	drink	drop	drag	
		seem	sweet	speed	street	

	READ	<div style="display: flex; align-items: center;">  <div style="margin-left: 20px;"> <p>Mbuso has a dream. He has a dream to build a big sandcastle. The girl will come. She will come to knock it down. She is not sweet! She is not a sweet girl! Why will she knock the sandcastle? Why will she knock the sandcastle down? She will run with speed. She will run with speed and knock it down. How will Mbuso feel? Will the girl say sorry? Will the girl say sorry to Mbuso?</p> </div> </div>
---	-------------	---





THURSDAY ACTIVITY 2

	READ	Read the  and  words from Activity 1.
	WRITE	<ol style="list-style-type: none">Who has a dream to build a big sandcastle? _____ has a dream to build a big sandcastle.What will the girl do to the sandcastle? The girl will _____ the sandcastle down.How will she run? She will run with _____.Is the girl a sweet girl? Yes/No, The girl is/ is not a sweet girl.Do you think the girl should say sorry to Mbuso? Yes/ No, I do/do not think the girl should say sorry to Mbuso.

FRIDAY ACTIVITY 1

	READ	Read all the  and  words again.
	READ	Read the story from Thursday Activity 1.

FRIDAY ACTIVITY 2







	READ	Read all the  and  words again.
	WRITE	Write the sentences in your book. Fix the mistakes. <ol style="list-style-type: none">she is not sweethow will mbuso feelwill the girl say sorry to mbuso

HOME LANGUAGE WORKSHEET






ENGLISH GRADE 3 TERM 1

WEEK 5


MONDAY ACTIVITY 1



	LOOK & SAY	over	hurt	won	shoes	like
	SOUND OUT	feel	dream	drink	free	
		drop	street	drift	speed	
	READ	I like to <u>feel free</u> . I like to <u>dream of speed</u> . I like to <u>feel free and dream of speed</u> in the <u>street</u> . I like to <u>feel free and dream of speed</u> in the <u>street</u> , but I do not want to get hurt. I will just <u>dream</u> . I will just <u>dream of speed</u> . I will just <u>dream of speed</u> in the <u>street</u> .				
	WRITE	Write the  and  words in your dictionary.				

MONDAY ACTIVITY 2





	READ	Read the  and  words from Activity 1.
	READ	I must not <u>drop my drink</u> . I must not <u>drop my drink</u> in the <u>street</u> . My mom will not like it. She will not like it if I <u>drop my drink</u> . She will not like it if I <u>drop my drink</u> in the <u>street</u> . I will <u>feel bad</u> . I will <u>feel bad</u> if I <u>drop my drink</u> . I will <u>feel bad</u> if I <u>drop my drink</u> in the <u>street</u> . I will <u>feel bad</u> if I make my mom mad.
	WRITE	Write a sentence with: won Write a question with: drop

TUESDAY ACTIVITY 1




	LOOK & SAY	over	hurt	won	shoes	like
	SOUND OUT	grab	grin	groan	green	
		grass	grand	great	grade	


	READ	I feel <u>great</u> . I feel <u>grand</u> . I feel <u>great</u> and <u>grand</u> . I feel <u>great</u> and <u>grand</u> to be in the next <u>grade</u> . I <u>grin</u> . I <u>grin</u> when I feel <u>great</u> . I <u>grin</u> when I feel <u>grand</u> . I <u>grin</u> when I feel <u>great</u> and <u>grand</u> . Do you <u>grin</u> ? Do you <u>grin</u> when you feel <u>great</u> ? Do you <u>grin</u> when you feel <u>grand</u> ? Do you <u>grin</u> when you feel <u>great</u> and <u>grand</u> ?
	WRITE	1. How do I feel? I feel ____ and ____. 2. What do I do when I feel great and grand? I ____ when I feel great and grand.

TUESDAY ACTIVITY 2

	READ	Read the  and  words from Activity 1.
	WRITE	Write a sentence with: shoes Write a question with: grade







WEDNESDAY ACTIVITY 1

	LOOK & SAY	over	hurt	won	shoes	like
	SOUND OUT	moon	spoon	soon	groom	
		loom	pool	zoom	food	
	READ	I like to eat <u>food</u> . I like to eat <u>food</u> in the <u>pool</u> . I like to eat <u>food</u> in the <u>pool</u> with a <u>spoon</u> . I drop <u>food</u> . I drop <u>food</u> in the <u>pool</u> . My dad will not like it. He will not like <u>food</u> in the <u>pool</u> . I must not eat in the <u>pool</u> . I must not eat <u>food</u> in the <u>pool</u> . I must not eat <u>food</u> in the <u>pool</u> with a <u>spoon</u> . I must not drop <u>food</u> in the <u>pool</u> !				



	WRITE	1. Where do I like to eat food? I like to eat food in the ____.
---	-------	--



2. What do I drop in the pool?
I drop _____ in the pool.

WEDNESDAY ACTIVITY 2




	READ	Read the  and  words from Activity 1.
	WRITE	Write the  words and  words in your dictionary. Write a sentence with: moon Write a question with: like


THURSDAY ACTIVITY 1

	LOOK & SAY	over	hurt	won	shoes	like			
	SOUND OUT	grand		grin		great		green	
		zoom		soon		loom		food	





	READ		<p>Zodwa like to run. Zodwa is a <u>great</u> runner. She has no shoes. Her feet hurt. Her feet hurt when she runs with no shoes. The lady will give her shoes. She will give her <u>green</u> shoes. Zodwa will be the best runner with her <u>green</u> shoes! She <u>zoomed</u> down the track. She <u>zoomed</u> down the track with her <u>green</u> shoes. She won! Zodwa won! Zodwa feels <u>great</u>! She feels <u>grand</u>!</p>
---	-------------	--	--

THURSDAY ACTIVITY 2





	READ	Read the  and  words from Activity 1.
	WRITE	1. What does Zodwa like to do?

		<p>Zodwa likes to _____.</p> <p>2. Who is a great runner? _____ is a great runner.</p> <p>3. Who will give her shoes? The _____ will give her shoes.</p> <p>4. What colour shoes will Zodwa get? Zodwa will get _____ shoes.</p> <p>5. Who won the race? _____ won the race.</p>
---	--	--

FRIDAY ACTIVITY 1

	<p>READ</p>	<p>Read all the  and  words again.</p>
	<p>READ</p>	<p>Read the story from Thursday Activity 1.</p>

FRIDAY ACTIVITY 2






	<p>READ</p>	<p>Read all the  and  words again.</p>
	<p>WRITE</p>	<p>Write the sentences in your book. Fix the mistakes.</p> <ol style="list-style-type: none"> 1. zodwa will be the best runner with her green shoes 2. she zoomed down the track 3. zodwa feels great

HOME LANGUAGE WORKSHEET






ENGLISH GRADE 3 TERM 1

WEEK 6

MONDAY ACTIVITY 1




	LOOK & SAY	different	dance	beauty	because	one
	SOUND OUT	grass	green	great		grin
		moon	soon	food		spoon
	READ	<p>I will dance. I will dance on the <u>grass</u>. I will dance on the <u>green grass</u>. I will dance on the <u>green grass</u> under the <u>moon</u>. I will dance on the <u>green grass</u> under the <u>moon</u> with a <u>spoon</u>. I will dance a <u>great</u> dance on the <u>green grass</u> under the <u>moon</u> with a <u>spoon</u>. I will dance <u>soon</u>. <u>Soon</u> I will dance a <u>great</u> dance on the <u>green grass</u> under the <u>moon</u> with a <u>spoon</u>.</p>				
	WRITE	Write the  and  words in your dictionary.				

MONDAY ACTIVITY 2





	READ	Read the  and  words from Activity 1.				
	READ	<p>I <u>grin</u>. I <u>grin</u> at the <u>moon</u>. I <u>grin</u> at the <u>great moon</u>. Do you <u>grin</u>? Do you <u>grin</u> at the <u>great moon</u>? I <u>grin</u> because the <u>moon</u> is full of beauty I <u>grin</u> at the <u>great moon</u> because it is full of beauty. Do you think the <u>moon</u> is full of <u>beauty</u>? Do you <u>grin</u> at the <u>great moon</u> because it is full of beauty? You must <u>grin</u> at the <u>great moon</u> because it is full of beauty!</p>				
	WRITE	<p>Write a sentence with: soon Write a question with: different</p>				

TUESDAY ACTIVITY 1




	LOOK & SAY	different	dance	beauty	because	one
--	------------	-----------	-------	--------	---------	-----


	SOUND OUT	ship	shop	shin	shot
		bash	mash	fish	wish
	READ	<p>I <u>wish</u>. I <u>wish</u> I can go on a <u>ship</u>. I <u>wish</u> I can go on a big <u>ship</u>. I <u>wish</u> I can go on a big <u>ship</u> that has a <u>shop</u>. I <u>wish</u> I can go on a big <u>ship</u> so I can <u>fish</u>. Do you <u>wish</u>? Do you <u>wish</u> to go on a <u>ship</u>? Do you <u>wish</u> to go on a big <u>ship</u>? Do you <u>wish</u> to go on a big <u>ship</u> that has a <u>shop</u>? Do you <u>wish</u> to go on a big <u>ship</u> so you can <u>fish</u>?</p>			
	WRITE	<p>1. What do I wish I can go on? I wish I can go on a _____.</p> <p>2. What do I want to do on the big ship? I want to _____ on the big ship.</p>			

TUESDAY ACTIVITY 2

	READ	Read the  and  words from Activity 1.
	WRITE	Write a sentence with: because Write a question with: mash




WEDNESDAY ACTIVITY 1

	LOOK & SAY	different	dance	beauty	because	one
	SOUND OUT	thin	thick	thud	three	
		moth	with	math	bath	
	READ	<p>I see a <u>moth</u>. I see a <u>moth</u> on the <u>bath</u>. I see the <u>moth</u> on the <u>bath</u> <u>with</u> <u>thin</u> wings. I see the <u>moth</u> <u>with</u> the <u>thin</u> wings dance on the <u>bath</u>. Can you see the <u>moth</u>? Can you see the <u>moth</u> on the <u>bath</u>? Can you see the <u>moth</u> on the <u>bath</u> <u>with</u> the <u>thin</u> wings? Can you see the <u>moth</u> <u>with</u> the <u>thin</u> wings dance on the <u>bath</u>? Why is the <u>moth</u> on the <u>bath</u>? Why is the <u>moth</u> <u>with</u> the <u>thin</u> wings on the <u>bath</u>?</p>				

	WRITE	1. What can I see? I can see a ____. 2. Where is the moth? The moth is on the ____.
---	--------------	--


WEDNESDAY ACTIVITY 2

	READ	Read the  and  words from Activity 1.
---	-------------	---

	WRITE	Write the  words and  words in your dictionary. Write a sentence with: three Write a question with: one
---	--------------	---


THURSDAY ACTIVITY 1

	LOOK & SAY	different	dance	beauty	because	one
	SOUND OUT	with	thin	thick	three	
		shin	wish	bash	shop	

	READ	<div data-bbox="416 1093 799 1771" data-label="Image"> </div> <p data-bbox="820 1055 1501 1697"> Musa likes to dance. He is different. He is different because he has only one leg! He is not scared to dance. He is not scared to dance <u>with</u> one leg. He dances <u>with</u> beauty. He had a dream. He had a <u>wish</u>. He wanted to be the best. He wanted to be the best dancer! He had a dream and a <u>wish</u> to be the best dancer. Did Musa stop? He did not stop because he had only one leg! </p>
---	-------------	---

THURSDAY ACTIVITY 2

	READ	Read the  and  words from Activity 1.
---	-------------	---

	<p>WRITE</p>	<ol style="list-style-type: none"> 1. What does Musa like to do? Musa likes to _____. 2. Why is Musa different? Musa is different because _____. 3. How does Musa dance? Musa dances with _____. 4. What did Musa want to be? Musa wanted to be the _____. 5. Did Musa stop because he only had one leg? Yes/No, Musa did/did not stop because he only had one leg.
---	---------------------	--


FRIDAY ACTIVITY 1

	<p>READ</p>	<p>Read all the  and  words again.</p>
---	--------------------	--

	<p>READ</p>	<p>Read the story from Thursday Activity 1.</p>
--	--------------------	---

FRIDAY ACTIVITY 2







	<p>READ</p>	<p>Read all the  and  words again.</p>
---	--------------------	--

	<p>WRITE</p>	<p>Write the sentences in your book. Fix the mistakes.</p> <ol style="list-style-type: none"> 1. he is different because he has only one leg 2. he wanted to be the best dancer 3. did musa stop
---	---------------------	---






HOME LANGUAGE WORKSHEET
ENGLISH TERM 1

WEEK 7

MONDAY ACTIVITY 1




	LOOK & SAY	always	special	toy	idea	hair
	SOUND OUT	with	three	thin	bath	
		wish	shop	bash	fish	
	READ	I <u>wish</u> . I <u>wish</u> I had <u>three</u> <u>fish</u> . I <u>wish</u> I had <u>three</u> <u>fish</u> in my <u>bath</u> . I <u>wish</u> I had <u>three</u> <u>fish</u> to swim <u>with</u> me. I <u>wish</u> I had <u>three</u> <u>fish</u> to swim <u>with</u> me in the <u>bath</u> . Do you <u>wish</u> you had <u>fish</u> ? Do you <u>wish</u> you had <u>fish</u> in the <u>bath</u> ? Do you <u>wish</u> you had <u>fish</u> to swim <u>with</u> you? Do you <u>wish</u> you had <u>fish</u> to swim in the <u>bath</u> <u>with</u> you?				
	WRITE	Write the  and  words in your dictionary.				

MONDAY ACTIVITY 2





	READ	Read the  and  words from Activity 1.				
	READ	I will go. I will go to the <u>shop</u> . I will go to the <u>shop</u> <u>with</u> my mom. I will go to the <u>fish</u> <u>shop</u> . I will go to the <u>fish</u> <u>shop</u> <u>with</u> my mom. I will go to the <u>fish</u> <u>shop</u> <u>with</u> my mom because she wants to eat <u>fish</u> . I will go to the <u>fish</u> <u>shop</u> <u>with</u> my mom because she wants to eat <u>fish</u> for dinner. I like to eat <u>fish</u> . I like to eat <u>fish</u> for dinner. Do you like to eat <u>fish</u> ? Do you like to eat <u>fish</u> for dinner?				
	WRITE	Write a sentence with: toy Write a question with: thin				

TUESDAY ACTIVITY 1




	LOOK & SAY	always	special	toy	idea	hair
--	------------	--------	---------	-----	------	------


	SOUND OUT	chin	chop	chip	chain
		rich	such	much	chair
	READ	I sit. I always sit. I sit on my <u>chair</u> . I always sit on my <u>chair</u> . I sit on my <u>chair</u> and eat my <u>chips</u> . I always sit on my <u>chair</u> and eat my <u>chips</u> . I sit on my <u>chair</u> and eat my <u>chop</u> . I always sit on my <u>chair</u> and eat my <u>chop</u> . I sit on my <u>chair</u> and I eat my <u>chips</u> and my <u>chop</u> . I always sit on my <u>chair</u> and eat my <u>chips</u> and my <u>chop</u> .			
	WRITE	1. Where do I always sit? I always sit on my _____. 2. What do I always eat? I always my _____ and my _____.			

TUESDAY ACTIVITY 2







	READ	Read the  and  words from Activity 1.
	WRITE	Write a sentence with: chin Write a question with: hair

WEDNESDAY ACTIVITY 1



	LOOK & SAY	always	special	toy	idea	hair
	SOUND OUT	crib	crab	crop	crack	
		crash	crunch	cry	cried	
	READ	I hear a <u>crash</u> . I hear a <u>crunch</u> . I see a <u>crab</u> . I see a <u>crab</u> <u>crunch</u> my <u>chips</u> . I see a <u>crab</u> <u>crack</u> my <u>chips</u> . I see a big <u>crab</u> <u>crunch</u> and <u>crack</u> my <u>chips</u> ! I <u>cried</u> . I <u>cried</u> when the <u>crab</u> <u>crunched</u> my <u>chips</u> . I <u>cried</u> when the <u>crab</u> <u>cracked</u> my <u>chips</u> . I <u>cried</u> when the <u>crab</u> <u>crunched</u> and <u>cracked</u> my <u>chips</u> . Do you think you would <u>cry</u> ? Would you <u>cry</u> if a <u>crab</u> <u>crunched</u> and <u>cracked</u> your <u>chips</u> ?				



	WRITE	<p>1. What can I see? I can see a ____.</p> <p>2. What did I do when the crab crunched and cracked my chips? I _____ when the crab crunched and cracked my chips.</p>
--	--------------	---

WEDNESDAY ACTIVITY 2





	READ	Read the  and  words from Activity 1.
	WRITE	Write the  words and  words in your dictionary. Write a sentence with: idea Write a question with: cry

THURSDAY ACTIVITY 1

	LOOK & SAY	always	special	toy	idea	hair
	SOUND OUT	chop	much	chair		such
		cry	cried	crash		crop

	READ	<div style="display: flex; align-items: center;">  <div style="margin-left: 20px;"> <p>Marie has a special toy. Teddy is her special toy. Marie always had Teddy with her. One day Josh had an idea. He will cut Teddy's hair! He will take Teddy and <u>chop</u> his hair. He thinks it is <u>such</u> a good idea! Do you think it is a good idea? Marie will <u>cry</u>. Marie will <u>cry</u> when she sees Teddy. Marie did <u>cry</u>. Marie <u>cried</u> when she saw Teddy. It was not <u>such</u> a good idea to <u>chop</u> Teddy's hair.</p> </div> </div>
--	-------------	---





THURSDAY ACTIVITY 2

	READ	Read the  and  words from Activity 1.
	WRITE	<ol style="list-style-type: none">1. Who is Marie's special toy? _____ is Marie's special toy.2. Who had an idea? _____ had an idea.3. What will Josh do to Teddy's hair? Josh will _____ Teddy's hair.4. What will Marie do when she sees Teddy? Marie will _____ when she sees Teddy.5. Was it a good idea to chop Teddy's hair? Yes/No, it was/ was not a good idea to chop Teddy's hair.

FRIDAY ACTIVITY 1

	READ	Read all the  and  words again.
	READ	Read the story from Thursday Activity 1.


FRIDAY ACTIVITY 2

	READ	Read all the  and  words again.
	WRITE	Write the sentences in your book. Fix the mistakes. <ol style="list-style-type: none">1. he will cut teddy's hair2. do you think it is a good idea3. it was not such a good idea to chop teddy's hair






HOME LANGUAGE WORKSHEET
ENGLISH GRADE 3 TERM 1

WEEK 8


MONDAY ACTIVITY 1




	LOOK & SAY	alone	leave	around	play	thought
	SOUND OUT	chin	chop	chain	much	
		crack	crash	cry	crab	
	READ	I will <u>cry</u> . I will <u>cry</u> if I <u>crack</u> my <u>chin</u> . I will <u>cry</u> if I <u>crack</u> my <u>chin</u> on the <u>chain</u> . I will <u>cry</u> . I will <u>cry</u> if I <u>crash</u> my <u>chin</u> . I will <u>cry</u> if I <u>crash</u> my <u>chin</u> on the <u>chain</u> . I will <u>cry</u> if I <u>crack</u> and <u>crash</u> my <u>chin</u> on the <u>chain</u> . Will you <u>cry</u> ? Will you <u>cry</u> if you <u>crack</u> your <u>chin</u> on the <u>chain</u> ? Will you <u>cry</u> if you <u>crash</u> your <u>chin</u> on the <u>chain</u> ?				
	WRITE	Write the  and  words in your dictionary.				

MONDAY ACTIVITY 2





	READ	Read the  and  words from Activity 1.
	READ	The <u>crab</u> will <u>chop</u> . The <u>crab</u> will <u>crack</u> . The <u>crab</u> will <u>chop</u> and <u>crack</u> . What will the <u>crab</u> <u>chop</u> ? What will the <u>crab</u> <u>crack</u> ? What will the <u>crab</u> <u>chop</u> and <u>crack</u> ? The <u>crab</u> will <u>chop</u> the rock. The <u>crab</u> will <u>crack</u> the rock. The <u>crab</u> will <u>chop</u> and <u>crack</u> the rock. Will you <u>cry</u> ? Will you <u>cry</u> when the <u>crab</u> <u>chops</u> the rock? Will you <u>cry</u> when the <u>crab</u> <u>cracks</u> the rock?
	WRITE	Write a sentence with: crash Write a question with: crab

TUESDAY ACTIVITY 1



	LOOK & SAY	alone	leave	around	play	thought
--	------------	-------	-------	--------	------	---------


	SOUND OUT	stood	look	book	took
		shook	hook	foot	wood
	READ	I <u>stood</u> . I <u>stood</u> alone. I <u>stood</u> alone to <u>look</u> around. I <u>looked</u> . I <u>looked</u> at the <u>book</u> . I <u>looked</u> at the <u>book</u> with the <u>hook</u> . I <u>took</u> . I <u>took</u> the <u>book</u> . I <u>took</u> the <u>book</u> with the <u>hook</u> . I <u>shook</u> . I <u>shook</u> when I <u>looked</u> at the <u>book</u> . I <u>shook</u> when I <u>looked</u> at the <u>book</u> with the <u>hook</u> . I will leave the <u>book</u> . I will leave the <u>book</u> with the <u>hook</u> .			
	WRITE	1. Why did I stand alone? I stood alone to ____.			
		2. What did I do when I looked at the book with the hook? I ____ when I looked at the book with the hook.			


TUESDAY ACTIVITY 2

	READ	Read the  and  words from Activity 1.
	WRITE	Write a sentence with: foot Write a question with: play

WEDNESDAY ACTIVITY 1




	LOOK & SAY	alone	leave	around	play	thought
	SOUND OUT	sing	song	king	swing	
		sting	ring	sung	rang	

	READ	<p>I see the <u>king</u>. I see the <u>king sing</u>. I see the <u>king sing</u> a <u>song</u>. The <u>king</u> is on the <u>swing</u>. I see the <u>king</u> on the <u>swing</u>. I see the <u>king sing</u> on the <u>swing</u>. I see the <u>king sing</u> a <u>song</u> on the <u>swing</u>. He has a <u>ring</u>. I see the <u>king</u> with a <u>ring</u>. I see the <u>king</u> with a <u>ring</u> on the <u>swing</u>. I see the <u>king</u> with a <u>ring</u> <u>sing</u> a <u>song</u> on the <u>swing</u>.</p>
--	-------------	--



	WRITE	<p>1. Who can I see? I can see the ____.</p> <p>2. Where is the king? The king is on the ____.</p>
--	--------------	--


WEDNESDAY ACTIVITY 2

	READ	<p>Read the  and  words from Activity 1.</p>
--	-------------	--





	WRITE	<p>Write the  words and  words in your dictionary. Write a sentence with: sting Write a question with: leave</p>
---	--------------	--

THURSDAY ACTIVITY 1

	LOOK & SAY	alone	leave	around	play	thought
	SOUND OUT	stood	look	shook		took
		sing	sung	swing		ring

	READ	<div data-bbox="384 1451 746 1984" data-label="Image"> </div> <p>Fanisa thought no one will play with her. She stood with Ntsako. She did not want to be alone. She would not leave Ntsako alone. She stood with Ntsako all day. Fanisa thought no one will play with her because she looks different. Ntsako told Fanisa to leave her alone. She did not want Fanisa around all the time! Fanisa was so sad. She sat and cried alone.</p>
--	-------------	--





THURSDAY ACTIVITY 2

	READ	Read the  and  words from Activity 1.
	WRITE	<ol style="list-style-type: none">Who thought no one would play with her? _____ thought no one would play with her.Who did she stand with? She stood with _____.When did she stand with Ntsako? She stood with Ntsako _____.Why did Fanisa think no one would play with her? Fanisa thought no one would play with her because _____.How did Fanisa feel when Ntsako told her that she did not want her around all the time? Fanisa felt _____ when Ntsako told her that she did not want her around all the time.

FRIDAY ACTIVITY 1

	READ	Read all the  and  words again.
	READ	Read the story from Thursday Activity 1.

FRIDAY ACTIVITY 2

	READ	Read all the  and  words again.
	WRITE	Write the sentences in your book. Fix the mistakes. <ol style="list-style-type: none">she stood with ntsakontsako told fanisa to leave her aloneshe did not want fanisa around all the time






HOME LANGUAGE WORKSHEET
ENGLISH GRADE 3 TERM 1

WEEK 9


MONDAY ACTIVITY 1




	LOOK & SAY	poor	magic	money	about	giant
	SOUND OUT	sing	song	ring	swing	
		took	shook	stood	look	
	READ	I will <u>sing</u> . I will <u>sing</u> a <u>song</u> about a poor giant. I will <u>sing</u> a magic <u>song</u> about a poor giant. I will <u>sing</u> a magic <u>song</u> about a poor giant that had no money. Will you <u>sing</u> with me? Will you <u>sing</u> the <u>song</u> with me? Will you <u>sing</u> the <u>song</u> about a poor giant with me? Will you <u>sing</u> the magic <u>song</u> about a poor giant with me? Will you <u>sing</u> the magic <u>song</u> about a poor giant that had no money with me?				
	WRITE	Write the  and  words in your dictionary.				

MONDAY ACTIVITY 2





	READ	Read the  and  words from Activity 1.				
	READ	I <u>took</u> the <u>ring</u> . I <u>took</u> the magic <u>ring</u> . I <u>took</u> that magic <u>ring</u> to the <u>swing</u> . I will sit. I will sit on the <u>swing</u> . I will sit on the <u>swing</u> with the <u>ring</u> . I will sit n the <u>swing</u> with the magic <u>ring</u> . I will <u>look</u> . I will <u>look</u> at the <u>ring</u> . I will <u>look</u> at the <u>ring</u> as I sit on the <u>swing</u> . I will <u>look</u> at the magic <u>ring</u> as I sit on the <u>swing</u> .				
	WRITE	Write a sentence with: money Write a question with: song				

TUESDAY ACTIVITY 1




	LOOK & SAY	poor	magic	money	about	giant
--	------------	------	-------	-------	-------	-------


	SOUND OUT	car	far	tar	hard
		scar	star	jar	dark
	READ	I see a <u>car</u> . I see a <u>car</u> on the <u>tar</u> road. I see a <u>car</u> on the <u>dark tar</u> road. It has a <u>star</u> . The <u>car</u> has a <u>star</u> . I see a <u>car</u> with a <u>star</u> on the <u>dark tar</u> road. Can you see the <u>car</u> ? Can you see the <u>car</u> on the <u>tar</u> road? Can you see the <u>car</u> on the <u>dark tar</u> road? Can you see the <u>car</u> with the <u>star</u> on the <u>dark tar</u> road?			
	WRITE	1. What can I see? I can see a ____. 2. Where is the car? The car is on the _____.			

TUESDAY ACTIVITY 2

	READ	Read the  and  words from Activity 1.
	WRITE	Write a sentence with: star Write a question with: about




WEDNESDAY ACTIVITY 1

	LOOK & SAY	poor	magic	money	about	giant
	SOUND OUT	fork	born	storm	torch	
		short	sport	sort	north	
	READ	I have a <u>fork</u> . I will eat with the <u>fork</u> . I will eat <u>pork</u> with the <u>fork</u> . Will you eat with me? Will you eat <u>pork</u> with a <u>fork</u> with me? I am not poor. I have lots of money. I can eat lots of <u>pork</u> . I like to eat <u>pork</u> . I like to eat <u>pork</u> with a <u>fork</u> . I like to eat lots of <u>pork</u> with a <u>fork</u> . Do you like to eat <u>pork</u> ? Do you like to eat <u>pork</u> with a <u>fork</u> ? Do you like to eat lots of <u>pork</u> with a <u>fork</u> ?				

	WRITE	<p>3. What will I eat with? I will eat with a ____.</p> <p>4. What do I like to eat? I like to eat ____.</p>
--	--------------	--


WEDNESDAY ACTIVITY 2

	READ	Read the  and  words from Activity 1.
--	-------------	---





	WRITE	Write the  words and  words in your dictionary. Write a sentence with: sport Write a question with: money
--	--------------	---

THURSDAY ACTIVITY 1

	LOOK & SAY	poor	magic	money	about	giant
	SOUND OUT	sort	born	storm		short
		dark	hard	star		far

	READ	<div data-bbox="370 1070 1024 1751" data-label="Image"> </div> <p>Jack is poor. Jack and his mom are poor. They have no money. They thought. They thought about the giant. They thought about the giant that took their magic hen. They wished for their magic hen back. Jack will go. He will go to the giant. He will go to get the magic hen. He will go to get the magic hen back from the giant. Jack and his mom are not poor anymore. They have the magic hen! Jack took the magic hen from the giant!</p>
--	-------------	---





THURSDAY ACTIVITY 2

	READ	Read the  and  words from Activity 1.
	WRITE	<ol style="list-style-type: none">1. Who is poor? _____ and his _____ are poor.2. Who took their magic hen? The _____ took their magic hen.3. Who will go get the magic hen? _____ will go get the magic hen.4. Why are Jack and his mom not poor anymore? Jack and his mom are not poor anymore because _____.5. How did they get the magic hen back? _____ took the magic hen from the _____.

FRIDAY ACTIVITY 1

	READ	Read all the  and  words again.
	READ	Read the story from Thursday Activity 1.







FRIDAY ACTIVITY 2

	READ	Read all the  and  words again.
	WRITE	Write the sentences in your book. Fix the mistakes. <ol style="list-style-type: none">1. jack and his mom are poor2. he will go to get the magic hen back from the giant3. jack took the magic hen from the giant






HOME LANGUAGE WORKSHEET
ENGLISH GRADE 3 TERM 1

WEEK 10

MONDAY ACTIVITY 1

	LOOK & SAY	picture	colourful	words	read	write
	SOUND OUT	ship	must	great	story	
		book	hard	chair	with	
	READ	I <u>must</u> look. I <u>must</u> look at the <u>book</u> . I <u>must</u> look at the <u>book</u> about <u>ships</u> . I <u>must</u> sit. I <u>must</u> sit on the <u>chair</u> . I <u>must</u> sit on the <u>chair</u> and look. I <u>must</u> sit on the <u>chair</u> and look at the <u>book</u> . I <u>must</u> sit on the <u>chair</u> and look at the <u>book</u> about <u>ships</u> . I <u>must</u> read. I <u>must</u> sit and read. I <u>must</u> sit and read the <u>story</u> in the <u>book</u> about <u>ships</u> .				
	WRITE	Write the  and  words in your dictionary.				

MONDAY ACTIVITY 2

	READ	Read the  and  words from Activity 1.
	READ	I like to read. I like to read I like to read. I <u>must</u> read a <u>story</u> . I <u>must</u> read a <u>story</u> about a king. I <u>must</u> read a <u>story</u> about a king and his <u>ship</u> . I <u>must</u> read a <u>story</u> about a <u>great</u> king and his colourful <u>ship</u> . I will read <u>with</u> my mom. My mom also likes to read. My mom will read the <u>story</u> <u>with</u> me. She will read the <u>story</u> about the king and his <u>ship</u> <u>with</u> me. She will read the <u>story</u> about the <u>great</u> king and his colourful <u>ship</u> <u>with</u> me.
	WRITE	Write a sentence with: picture Write a question with: hard

TUESDAY ACTIVITY 1

	LOOK & SAY	picture	colourful	words	read	write
--	------------	---------	-----------	-------	------	-------


	SOUND OUT	turn	nurse	hurt	burn
		burnt	burst	church	surf
	READ	I <u>hurt</u> my leg. I <u>hurt</u> my leg in <u>church</u> . I <u>burnt</u> my leg. I <u>burnt</u> my leg in <u>church</u> . How did you <u>hurt</u> your leg? How did you <u>hurt</u> your leg in <u>church</u> ? How did you <u>burn</u> your leg? How did you <u>burn</u> your leg in <u>church</u> ? You must go to the <u>nurse</u> . The <u>nurse</u> will help you. The <u>nurse</u> will help you with your leg. The <u>nurse</u> will help you with your <u>burnt</u> leg.			
	WRITE	1. Where did I burn my leg? I burnt my leg in ____. 2. Who must I go to? I must go to the ____.			

TUESDAY ACTIVITY 2

	READ	Read the and words from Activity 1.
	WRITE	Write a sentence with: write Write a question with: church




WEDNESDAY ACTIVITY 1

	LOOK & SAY	picture	colourful	words	read	write
	SOUND OUT	bird	third	thirst	thirsty	
		chirp	first	shirt	skirt	
	READ	I see a <u>bird</u> . I see a colourful <u>bird</u> . The <u>bird</u> will <u>chirp</u> . The colourful <u>bird</u> will <u>chirp</u> . Can you see the <u>bird</u> ? Can you see the colourful <u>bird</u> ? Can you hear the <u>bird</u> ? Can you hear the colourful <u>bird chirp</u> ? I will write a story. I will write a story about the <u>bird</u> . I will write a story about the colourful <u>bird</u> . Will you read my story? Will you read my story about the colourful <u>bird</u> ?				



	WRITE	<p>3. What kind of bird do I see? I see a _____ bird.</p> <p>4. What will the colourful bird do? I colourful bird will _____.</p>
--	--------------	---


WEDNESDAY ACTIVITY 2

	READ	Read the  and  words from Activity 1.
--	-------------	---





	WRITE	Write the  words and  words in your dictionary. Write a sentence with: first Write a question with: thirsty
--	--------------	---

THURSDAY ACTIVITY 1

	LOOK & SAY	picture	colourful	words	read	write
	SOUND OUT	turn	hurt	burnt		burst
		first	thirsty	bird		shirt

	READ	<div data-bbox="395 1070 1070 1686" data-label="Image"> </div> <p data-bbox="1137 1055 1509 1753"> Stacey likes to read. Stacey likes to look at pictures. She likes to look at colourful pictures. She likes to look at the colourful pictures in books. Stacey likes to write. She likes to write stories. Stacey writes </p> <p data-bbox="368 1765 1509 1928"> words to make a story. She writes words to make a great story. Her dream is to write. Her dream is to write a book. She works hard. She works hard to write a book! </p>
--	-------------	---





THURSDAY ACTIVITY 2

	READ	Read the  and  words from Activity 1.
	WRITE	<ol style="list-style-type: none">Who likes to read? _____ likes to read.What does Stacey like to look at? She likes to look at _____.Who likes to write? _____ likes to write.What does Stacey write to make a story? Stacey writes _____ to make a story.What does Stacey work hard to do? Stacey works hard to _____.

FRIDAY ACTIVITY 1

	READ	Read all the  and  words again.
	READ	Read the story from Thursday Activity 1.

FRIDAY ACTIVITY 2






	READ	Read all the  and  words again.
	WRITE	Write the sentences in your book. Fix the mistakes. <ol style="list-style-type: none">stacey writes words to make a storyher dream is to write a bookshe works hard to write a book

HOME LANGUAGE WORKSHEET






ENGLISH GRADE 3 TERM 1

WEEK 3



MONDAY ACTIVITY 1



	LOOK & SAY	eat	phone	scared	help	friend
	SOUND OUT	call	fun	not	see	
		think	mad	cross	glad	
	READ	I am <u>glad</u> . I am <u>glad</u> to <u>see</u> you are <u>not</u> <u>mad</u> . I am <u>glad</u> to <u>see</u> you are <u>not</u> <u>cross</u> . It is <u>not</u> <u>fun</u> to be <u>mad</u> . It is <u>not</u> <u>fun</u> to be <u>cross</u> . It is <u>fun</u> to be <u>glad</u> . Do you <u>think</u> it is <u>fun</u> ? Do you <u>think</u> it is <u>fun</u> to be <u>mad</u> ? Do you <u>think</u> it is <u>fun</u> to be <u>cross</u> ? I do <u>not</u> <u>think</u> it is <u>fun</u> to be <u>mad</u> and <u>cross</u> .				
	WRITE	Write the  and  words in your dictionary.				

MONDAY ACTIVITY 2





	READ	Read the  and  words from Activity 1.
	READ	Can I <u>call</u> you? Can I <u>call</u> you <u>mad</u> ? Is it <u>fun</u> ? Is it <u>fun</u> to <u>call</u> you <u>mad</u> ? It is <u>not</u> . It is <u>not</u> <u>fun</u> . It is <u>not</u> <u>fun</u> to <u>call</u> you <u>mad</u> . You will be <u>cross</u> . You will be <u>cross</u> if I <u>call</u> you <u>mad</u> . You will <u>not</u> be <u>glad</u> . You will <u>not</u> be <u>glad</u> if I <u>call</u> you <u>mad</u> . I will <u>not</u> <u>call</u> you. I will <u>not</u> <u>call</u> you <u>mad</u> .
	WRITE	Write a sentence with: help Write a question with: think

TUESDAY ACTIVITY 1





	LOOK & SAY	eat	phone	scared	help	friend
	SOUND OUT	stop	stand	must	just	
		strong	rust	bust	strap	

	READ	I <u>must stop</u> . I <u>must just stop</u> . I <u>must stop</u> and think. I <u>must just stop</u> and think. <u>Must I help</u> ? <u>Must I stop</u> to help? <u>Must I stop</u> to help my friend. My friend will be glad. My friend will be glad if I <u>stop</u> . My friend will be glad if I <u>stop</u> to help. He will not be mad. He will not be mad if I <u>stop</u> . He will not be mad if I <u>stop</u> to help.
	WRITE	1. Who must I stop and help? I must stop and help my _____. 2. How will my friend feel if I stop and help? My friend will feel _____ if I stop and help.







TUESDAY ACTIVITY 2

	READ	Read the  and  words from Activity 1.
	WRITE	Write a sentence with: eat Write a question with: strong



WEDNESDAY ACTIVITY 1



	LOOK & SAY	eat	phone	scared	help	friend
	SOUND OUT	boat	coat	road	goat	
	READ	I see a <u>boat</u> . I see a <u>boat</u> on the <u>road</u> . I see a <u>goat</u> in the <u>boat</u> on the <u>road</u> ! Can you see the <u>boat</u> ? Can you see the <u>boat</u> on the <u>road</u> ? Can you the <u>goat</u> in the <u>boat</u> on the <u>road</u> ? Must we help? Must we help the <u>goat</u> ? Must we help the <u>goat</u> in the <u>boat</u> ? Must we help the <u>goat</u> in the <u>boat</u> on the <u>road</u> ?				
	WRITE	1. Where is the boat? The boat is in the _____. 2. What is in the boat? The _____ is in the boat.				

WEDNESDAY ACTIVITY 2





	READ	Read the  and  words from Activity 1.
	WRITE	Write the  words and  words in your dictionary. Write a sentence with: friend Write a question with: soap

THURSDAY ACTIVITY 1





	LOOK & SAY	eat	phone	scared	help	friend			
	SOUND OUT	stop		must		just		bust	
		boast		boat		road		coat	

	READ		<p>The fish are scared. The fish are scared for their friend. The fish <u>must</u> help. The fish <u>must</u> help their friend. They <u>must</u> <u>stop</u> and help their friend! They <u>must</u> <u>phone</u>. They <u>must</u> <u>just</u> <u>phone</u>. They <u>must</u> <u>just</u> <u>phone</u> Wendy. They <u>must</u> <u>just</u> <u>phone</u> Wendy to help. They <u>must</u> <u>just</u> <u>phone</u> Wendy to help their friend. The shark <u>must</u> not eat their friend. Wendy <u>must</u> <u>stop</u> the shark! Will Wendy <u>stop</u> the shark? Will Wendy help?</p>
---	------	--	--





THURSDAY ACTIVITY 2

	READ	Read the  and  words from Activity 1.
	WRITE	<ol style="list-style-type: none">1. Who is scared? The _____ are scared.2. Who are they scared for? They are scared for their _____.3. Who must they phone? They must phone _____.4. Who wants to eat their friend? The _____ wants to eat their friend.5. Who must stop the shark? _____ must stop the shark.

FRIDAY ACTIVITY 1

	READ	Read all the  and  words again.
	READ	Read the story from Thursday Activity 1.

FRIDAY ACTIVITY 2







	READ	Read all the  and  words again.
	WRITE	Write the sentences in your book. Fix the mistakes. <ol style="list-style-type: none">1. they must stop and help their friend2. they must just phone wendy to help3. will wendy stop the shark

HOME LANGUAGE WORKSHEET






ENGLISH GRADE 3 TERM 1

WEEK 4



MONDAY ACTIVITY 1


	LOOK & SAY	please	ruin	why	knock	sorry
	SOUND OUT	strong	goat	roast	must	
		stop	soak	road	toad	
	READ	<p><u>Must I roast?</u> <u>Must I roast</u> the <u>goat</u>? <u>Must I soak</u> the <u>goat</u>? <u>Must I soak</u> and <u>roast</u> the <u>goat</u>? You <u>must stop</u>! You <u>must not roast</u> the <u>goat</u>. You <u>must not soak</u> the <u>goat</u>. You <u>must not soak</u> and <u>roast</u> the <u>goat</u>. Why <u>must I not roast</u> the <u>goat</u>? Why <u>must I not soak</u> the <u>goat</u>? Why <u>must I not soak</u> and <u>roast</u> the <u>goat</u>?</p>				
	WRITE	Write the  and  words in your dictionary.				


MONDAY ACTIVITY 2

	READ	Read the  and  words from Activity 1.
	READ	<p>Can you see the <u>toad</u>? Can you see the <u>toad</u> in the <u>road</u>? The <u>toad</u> is <u>strong</u>. The <u>toad</u> in the <u>road</u> is <u>strong</u>. <u>Must I stop</u>? <u>Must I stop</u> so you can see? I will <u>stop</u>. I will <u>stop</u> so you can see. I will <u>stop</u> so you can see the <u>toad</u>. I will <u>stop</u> so you can see the <u>toad</u> in the <u>road</u>. I will <u>stop</u> so you can see the <u>strong toad</u> in the <u>road</u>.</p>
	WRITE	<p>Write a sentence with: knock Write a question with: stop</p>

TUESDAY ACTIVITY 1


	LOOK & SAY	please	ruin	why	knock	sorry
	SOUND OUT	drip	drop	drag	drum	
		drink	dream	dress	drift	

	READ	<p>I must not <u>drip</u> the <u>drink</u>. I must not <u>drip</u> the <u>drink</u> on her <u>dress</u>. I must not <u>drag</u>. I must not <u>drag</u> her <u>dress</u>. I must not <u>drop</u>. I must not <u>drop</u> her <u>dress</u>. It will ruin her <u>dress</u>. It will ruin her <u>dress</u> if I <u>drip</u> the <u>drink</u> on it. It will ruin her <u>dress</u> if I <u>drag</u> it. It will ruin her <u>dress</u> if I <u>drop</u> it. She will be sad. She will be sad if I ruin her <u>dress</u>.</p>
---	-------------	---

	WRITE	<p>1. What must I not ruin? I must not ruin her _____.</p> <p>2. How will she feel if I ruin her dress? She will feel _____ if I ruin her dress.</p>
---	--------------	--


TUESDAY ACTIVITY 2


	READ	Read the  and  words from Activity 1.
---	-------------	---


	WRITE	Write a sentence with: drum Write a question with: why
--	--------------	---

WEDNESDAY ACTIVITY 1







	LOOK & SAY	please	ruin	why	knock	sorry
---	-----------------------	--------	------	-----	-------	-------

	SOUND OUT	tree	seem	queen	weed
		street	free	speed	sweet

	READ	<p>I see a <u>queen</u>. I see a <u>sweet queen</u> in the <u>tree</u>. I see a <u>sweet queen</u> in the <u>tree</u> by the <u>street</u>. Why is the <u>sweet queen</u> in the <u>tree</u>? Why is the <u>sweet queen</u> in the <u>tree</u> by the <u>street</u>? The <u>queen</u> wants to be <u>free</u>. The <u>sweet queen</u> wants to be <u>free</u>. She wants to be <u>free</u> to sit in the <u>tree</u>. Why does the <u>sweet queen</u> want to be <u>free</u> to sit in the <u>tree</u>?</p>
---	-------------	---



	WRITE	<p>1. Where is the queen? The queen is in the ____.</p> <p>2. Why is the queen in the tree? The queen is in the tree because she wants to be ____.</p>
---	--------------	--

WEDNESDAY ACTIVITY 2





	READ	Read the  and  words from Activity 1.
	WRITE	Write the  words and  words in your dictionary. Write a sentence with: queen Write a question with: please

THURSDAY ACTIVITY 1





	LOOK & SAY	please	ruin	why	knock	sorry
	SOUND OUT	dream	drink	drop	drag	
		seem	sweet	speed	street	

	READ	<div style="display: flex; align-items: center;">  <div style="margin-left: 20px;"> <p>Mbuso has a dream. He has a dream to build a big sandcastle. The girl will come. She will come to knock it down. She is not sweet! She is not a sweet girl! Why will she knock the sandcastle? Why will she knock the sandcastle down? She will run with speed. She will run with speed and knock it down. How will Mbuso feel? Will the girl say sorry? Will the girl say sorry to Mbuso?</p> </div> </div>
---	-------------	---





THURSDAY ACTIVITY 2

	READ	Read the  and  words from Activity 1.
	WRITE	<p>1. Who has a dream to build a big sandcastle? _____ has a dream to build a big sandcastle.</p> <p>2. What will the girl do to the sandcastle? The girl will _____ the sandcastle down.</p> <p>3. How will she run? She will run with _____.</p> <p>4. Is the girl a sweet girl? Yes/No, The girl is/ is not a sweet girl.</p> <p>5. Do you think the girl should say sorry to Mbuso? Yes/ No, I do/do not think the girl should say sorry to Mbuso.</p>

FRIDAY ACTIVITY 1

	READ	Read all the  and  words again.
	READ	Read the story from Thursday Activity 1.

FRIDAY ACTIVITY 2







	READ	Read all the  and  words again.
	WRITE	<p>Write the sentences in your book. Fix the mistakes.</p> <ol style="list-style-type: none">she is not sweethow will mbuso feelwill the girl say sorry to mbuso

HOME LANGUAGE WORKSHEET






ENGLISH GRADE 3 TERM 1

WEEK 5

MONDAY ACTIVITY 1



	LOOK & SAY	over	hurt	won	shoes	like
	SOUND OUT	feel	dream	drink	free	
		drop	street	drift	speed	
	READ	I like to <u>feel free</u> . I like to <u>dream of speed</u> . I like to <u>feel free and dream of speed</u> in the <u>street</u> . I like to <u>feel free and dream of speed</u> in the <u>street</u> , but I do not want to get hurt. I will just <u>dream</u> . I will just <u>dream of speed</u> . I will just <u>dream of speed</u> in the <u>street</u> .				
	WRITE	Write the  and  words in your dictionary.				

MONDAY ACTIVITY 2





	READ	Read the  and  words from Activity 1.
	READ	I must not <u>drop my drink</u> . I must not <u>drop my drink</u> in the <u>street</u> . My mom will not like it. She will not like it if I <u>drop my drink</u> . She will not like it if I <u>drop my drink</u> in the <u>street</u> . I will <u>feel bad</u> . I will <u>feel bad</u> if I <u>drop my drink</u> . I will <u>feel bad</u> if I <u>drop my drink</u> in the <u>street</u> . I will <u>feel bad</u> if I make my mom mad.
	WRITE	Write a sentence with: won Write a question with: drop

TUESDAY ACTIVITY 1



	LOOK & SAY	over	hurt	won	shoes	like
	SOUND OUT	grab	grin	groan	green	
		grass	grand	great	grade	


	READ	I feel <u>great</u> . I feel <u>grand</u> . I feel <u>great</u> and <u>grand</u> . I feel <u>great</u> and <u>grand</u> to be in the next <u>grade</u> . I <u>grin</u> . I <u>grin</u> when I feel <u>great</u> . I <u>grin</u> when I feel <u>grand</u> . I <u>grin</u> when I feel <u>great</u> and <u>grand</u> . Do you <u>grin</u> ? Do you <u>grin</u> when you feel <u>great</u> ? Do you <u>grin</u> when you feel <u>grand</u> ? Do you <u>grin</u> when you feel <u>great</u> and <u>grand</u> ?
	WRITE	1. How do I feel? I feel ____ and ____. 2. What do I do when I feel great and grand? I ____ when I feel great and grand.

TUESDAY ACTIVITY 2

	READ	Read the  and  words from Activity 1.
	WRITE	Write a sentence with: shoes Write a question with: grade







WEDNESDAY ACTIVITY 1

	LOOK & SAY	over	hurt	won	shoes	like
	SOUND OUT	moon	spoon	soon	groom	
	READ	I like to eat <u>food</u> . I like to eat <u>food</u> in the <u>pool</u> . I like to eat <u>food</u> in the <u>pool</u> with a <u>spoon</u> . I drop <u>food</u> . I drop <u>food</u> in the <u>pool</u> . My dad will not like it. He will not like <u>food</u> in the <u>pool</u> . I must not eat in the <u>pool</u> . I must not eat <u>food</u> in the <u>pool</u> . I must not eat <u>food</u> in the <u>pool</u> with a <u>spoon</u> . I must not drop <u>food</u> in the <u>pool</u> !				



	WRITE	1. Where do I like to eat food? I like to eat food in the ____.
---	-------	--



		2. What do I drop in the pool? I drop _____ in the pool.
--	--	---

WEDNESDAY ACTIVITY 2



	READ	Read the  and  words from Activity 1.
	WRITE	Write the  words and  words in your dictionary. Write a sentence with: moon Write a question with: like


THURSDAY ACTIVITY 1

	LOOK & SAY	over	hurt	won	shoes	like
	SOUND OUT	grand	grin	great	green	
		zoom	soon	loom	food	





	READ	 <p>Zodwa like to run. Zodwa is a <u>great</u> runner. She has no shoes. Her feet hurt. Her feet hurt when she runs with no shoes. The lady will give her shoes. She will give her <u>green</u> shoes. Zodwa will be the best runner with her <u>green</u> shoes! She <u>zoomed</u> down the track. She <u>zoomed</u> down the track with her <u>green</u> shoes. She won! Zodwa won! Zodwa feels <u>great</u>! She feels <u>grand</u>!</p>
---	-------------	---

THURSDAY ACTIVITY 2





	READ	Read the  and  words from Activity 1.
	WRITE	1. What does Zodwa like to do?

		<p>Zodwa likes to _____.</p> <p>2. Who is a great runner? _____ is a great runner.</p> <p>3. Who will give her shoes? The _____ will give her shoes.</p> <p>4. What colour shoes will Zodwa get? Zodwa will get _____ shoes.</p> <p>5. Who won the race? _____ won the race.</p>
---	--	--

FRIDAY ACTIVITY 1

	<p>READ</p>	<p>Read all the  and  words again.</p>
	<p>READ</p>	<p>Read the story from Thursday Activity 1.</p>

FRIDAY ACTIVITY 2






	<p>READ</p>	<p>Read all the  and  words again.</p>
	<p>WRITE</p>	<p>Write the sentences in your book. Fix the mistakes.</p> <ol style="list-style-type: none"> 1. zodwa will be the best runner with her green shoes 2. she zoomed down the track 3. zodwa feels great

HOME LANGUAGE WORKSHEET






ENGLISH GRADE 3 TERM 1

WEEK 6

MONDAY ACTIVITY 1

	LOOK & SAY	different	dance	beauty	because	one
	SOUND OUT	grass	green	great		grin
		moon	soon	food		spoon
	READ	<p>I will dance. I will dance on the <u>grass</u>. I will dance on the <u>green grass</u>. I will dance on the <u>green grass</u> under the <u>moon</u>. I will dance on the <u>green grass</u> under the <u>moon</u> with a <u>spoon</u>. I will dance a <u>great</u> dance on the <u>green grass</u> under the <u>moon</u> with a <u>spoon</u>. I will dance <u>soon</u>. <u>Soon</u> I will dance a <u>great</u> dance on the <u>green grass</u> under the <u>moon</u> with a <u>spoon</u>.</p>				
	WRITE	Write the  and  words in your dictionary.				

MONDAY ACTIVITY 2

	READ	Read the  and  words from Activity 1.				
	READ	<p>I <u>grin</u>. I <u>grin</u> at the <u>moon</u>. I <u>grin</u> at the <u>great moon</u>. Do you <u>grin</u>? Do you <u>grin</u> at the <u>great moon</u>? I <u>grin</u> because the <u>moon</u> is full of beauty I <u>grin</u> at the <u>great moon</u> because it is full of beauty. Do you think the <u>moon</u> is full of <u>beauty</u>? Do you <u>grin</u> at the <u>great moon</u> because it is full of beauty? You must <u>grin</u> at the <u>great moon</u> because it is full of beauty!</p>				
	WRITE	<p>Write a sentence with: soon Write a question with: different</p>				

TUESDAY ACTIVITY 1

	LOOK & SAY	different	dance	beauty	because	one
--	------------	-----------	-------	--------	---------	-----


	SOUND OUT	ship	shop	shin	shot
		bash	mash	fish	wish
	READ	<p>I <u>wish</u>. I <u>wish</u> I can go on a <u>ship</u>. I <u>wish</u> I can go on a big <u>ship</u>. I <u>wish</u> I can go on a big <u>ship</u> that has a <u>shop</u>. I <u>wish</u> I can go on a big <u>ship</u> so I can <u>fish</u>. Do you <u>wish</u>? Do you <u>wish</u> to go on a <u>ship</u>? Do you <u>wish</u> to go on a big <u>ship</u>? Do you <u>wish</u> to go on a big <u>ship</u> that has a <u>shop</u>? Do you <u>wish</u> to go on a big <u>ship</u> so you can <u>fish</u>?</p>			
	WRITE	<p>1. What do I wish I can go on? I wish I can go on a _____.</p> <p>2. What do I want to do on the big ship? I want to _____ on the big ship.</p>			

TUESDAY ACTIVITY 2

	READ	Read the and words from Activity 1.
	WRITE	Write a sentence with: because Write a question with: mash




WEDNESDAY ACTIVITY 1

	LOOK & SAY	different	dance	beauty	because	one
	SOUND OUT	thin	thick	thud	three	
		moth	with	math	bath	
	READ	<p>I see a <u>moth</u>. I see a <u>moth</u> on the <u>bath</u>. I see the <u>moth</u> on the <u>bath</u> <u>with</u> <u>thin</u> wings. I see the <u>moth</u> <u>with</u> the <u>thin</u> wings dance on the <u>bath</u>. Can you see the <u>moth</u>? Can you see the <u>moth</u> on the <u>bath</u>? Can you see the <u>moth</u> on the <u>bath</u> <u>with</u> the <u>thin</u> wings? Can you see the <u>moth</u> <u>with</u> the <u>thin</u> wings dance on the <u>bath</u>? Why is the <u>moth</u> on the <u>bath</u>? Why is the <u>moth</u> <u>with</u> the <u>thin</u> wings on the <u>bath</u>?</p>				

	WRITE	<p>1. What can I see? I can see a ____.</p> <p>2. Where is the moth? The moth is on the ____.</p>
---	--------------	---


WEDNESDAY ACTIVITY 2

	READ	Read the  and  words from Activity 1.
---	-------------	---

	WRITE	Write the  words and  words in your dictionary. Write a sentence with: three Write a question with: one
---	--------------	---


THURSDAY ACTIVITY 1

	LOOK & SAY	different	dance	beauty	because	one
	SOUND OUT	with	thin	thick	three	
		shin	wish	bash	shop	

	READ	<div data-bbox="416 1093 799 1774" data-label="Image"> </div> <p>Musa likes to dance. He is different. He is different because he has only one leg! He is not scared to dance. He is not scared to dance <u>with</u> one leg. He dances <u>with</u> beauty. He had a dream. He had a <u>wish</u>. He wanted to be the best. He wanted to be the best dancer! He had a dream and a <u>wish</u> to be the best dancer. Did Musa stop? He did not stop because he had only one leg!</p>
---	-------------	--

THURSDAY ACTIVITY 2

	READ	Read the  and  words from Activity 1.
---	-------------	---

	<p style="text-align: center;">WRITE</p>	<ol style="list-style-type: none"> 1. What does Musa like to do? Musa likes to _____. 2. Why is Musa different? Musa is different because _____. 3. How does Musa dance? Musa dances with _____. 4. What did Musa want to be? Musa wanted to be the _____. 5. Did Musa stop because he only had one leg? Yes/No, Musa did/did not stop because he only had one leg.
---	---	--


FRIDAY ACTIVITY 1

	<p style="text-align: center;">READ</p>	<p>Read all the  and  words again.</p>
---	--	--

	<p style="text-align: center;">READ</p>	<p>Read the story from Thursday Activity 1.</p>
--	--	---

FRIDAY ACTIVITY 2







	<p style="text-align: center;">READ</p>	<p>Read all the  and  words again.</p>
---	--	--

	<p style="text-align: center;">WRITE</p>	<p>Write the sentences in your book. Fix the mistakes.</p> <ol style="list-style-type: none"> 1. he is different because he has only one leg 2. he wanted to be the best dancer 3. did musa stop
---	---	---






HOME LANGUAGE WORKSHEET
ENGLISH TERM 1

WEEK 7

MONDAY ACTIVITY 1




	LOOK & SAY	always	special	toy	idea	hair
	SOUND OUT	with	three	thin	bath	
		wish	shop	bash	fish	
	READ	I <u>wish</u> . I <u>wish</u> I had <u>three</u> <u>fish</u> . I <u>wish</u> I had <u>three</u> <u>fish</u> in my <u>bath</u> . I <u>wish</u> I had <u>three</u> <u>fish</u> to swim <u>with</u> me. I <u>wish</u> I had <u>three</u> <u>fish</u> to swim <u>with</u> me in the <u>bath</u> . Do you <u>wish</u> you had <u>fish</u> ? Do you <u>wish</u> you had <u>fish</u> in the <u>bath</u> ? Do you <u>wish</u> you had <u>fish</u> to swim <u>with</u> you? Do you <u>wish</u> you had <u>fish</u> to swim in the <u>bath</u> <u>with</u> you?				
	WRITE	Write the  and  words in your dictionary.				

MONDAY ACTIVITY 2





	READ	Read the  and  words from Activity 1.				
	READ	I will go. I will go to the <u>shop</u> . I will go to the <u>shop</u> <u>with</u> my mom. I will go to the <u>fish</u> <u>shop</u> . I will go to the <u>fish</u> <u>shop</u> <u>with</u> my mom. I will go to the <u>fish</u> <u>shop</u> <u>with</u> my mom because she wants to eat <u>fish</u> . I will go to the <u>fish</u> <u>shop</u> <u>with</u> my mom because she wants to eat <u>fish</u> for dinner. I like to eat <u>fish</u> . I like to eat <u>fish</u> for dinner. Do you like to eat <u>fish</u> ? Do you like to eat <u>fish</u> for dinner?				
	WRITE	Write a sentence with: toy Write a question with: thin				

TUESDAY ACTIVITY 1




	LOOK & SAY	always	special	toy	idea	hair
--	------------	--------	---------	-----	------	------


	SOUND OUT	chin	chop	chip	chain
		rich	such	much	chair
	READ	I sit. I always sit. I sit on my <u>chair</u> . I always sit on my <u>chair</u> . I sit on my <u>chair</u> and eat my <u>chips</u> . I always sit on my <u>chair</u> and eat my <u>chips</u> . I sit on my <u>chair</u> and eat my <u>chop</u> . I always sit on my <u>chair</u> and eat my <u>chop</u> . I sit on my <u>chair</u> and I eat my <u>chips</u> and my <u>chop</u> . I always sit on my <u>chair</u> and eat my <u>chips</u> and my <u>chop</u> .			
	WRITE	1. Where do I always sit? I always sit on my _____. 2. What do I always eat? I always my _____ and my _____.			

TUESDAY ACTIVITY 2

	READ	Read the  and  words from Activity 1.
	WRITE	Write a sentence with: chin Write a question with: hair




WEDNESDAY ACTIVITY 1

	LOOK & SAY	always	special	toy	idea	hair
	SOUND OUT	crib	crab	crop	crack	
		crash	crunch	cry	cried	
	READ	I hear a <u>crash</u> . I hear a <u>crunch</u> . I see a <u>crab</u> . I see a <u>crab</u> <u>crunch</u> my <u>chips</u> . I see a <u>crab</u> <u>crack</u> my <u>chips</u> . I see a big <u>crab</u> <u>crunch</u> and <u>crack</u> my <u>chips</u> ! I <u>cried</u> . I <u>cried</u> when the <u>crab</u> <u>crunched</u> my <u>chips</u> . I <u>cried</u> when the <u>crab</u> <u>cracked</u> my <u>chips</u> . I <u>cried</u> when the <u>crab</u> <u>crunched</u> and <u>cracked</u> my <u>chips</u> . Do you think you would <u>cry</u> ? Would you <u>cry</u> if a <u>crab</u> <u>crunched</u> and <u>cracked</u> your <u>chips</u> ?				



	WRITE	<p>1. What can I see? I can see a ____.</p> <p>2. What did I do when the crab crunched and cracked my chips? I _____ when the crab crunched and cracked my chips.</p>
--	--------------	---



WEDNESDAY ACTIVITY 2

	READ	Read the  and  words from Activity 1.
--	-------------	---





	WRITE	Write the  words and  words in your dictionary. Write a sentence with: idea Write a question with: cry
--	--------------	--

THURSDAY ACTIVITY 1

	LOOK & SAY	always	special	toy	idea	hair
	SOUND OUT	chop	much	chair		such
		cry	cried	crash		crop

	READ	<div style="display: flex; align-items: center;">  <div style="margin-left: 20px;"> <p>Marie has a special toy. Teddy is her special toy. Marie always had Teddy with her. One day Josh had an idea. He will cut Teddy's hair! He will take Teddy and <u>chop</u> his hair. He thinks it is <u>such</u> a good idea! Do you think it is a good idea? Marie will <u>cry</u>. Marie will <u>cry</u> when she sees Teddy. Marie did <u>cry</u>. Marie <u>cried</u> when she saw Teddy. It was not <u>such</u> a good idea to <u>chop</u> Teddy's hair.</p> </div> </div>
--	-------------	---





THURSDAY ACTIVITY 2

	READ	Read the  and  words from Activity 1.
	WRITE	<ol style="list-style-type: none">1. Who is Marie's special toy? _____ is Marie's special toy.2. Who had an idea? _____ had an idea.3. What will Josh do to Teddy's hair? Josh will _____ Teddy's hair.4. What will Marie do when she sees Teddy? Marie will _____ when she sees Teddy.5. Was it a good idea to chop Teddy's hair? Yes/No, it was/ was not a good idea to chop Teddy's hair.

FRIDAY ACTIVITY 1

	READ	Read all the  and  words again.
	READ	Read the story from Thursday Activity 1.


FRIDAY ACTIVITY 2

	READ	Read all the  and  words again.
	WRITE	Write the sentences in your book. Fix the mistakes. <ol style="list-style-type: none">1. he will cut teddy's hair2. do you think it is a good idea3. it was not such a good idea to chop teddy's hair






HOME LANGUAGE WORKSHEET
ENGLISH GRADE 3 TERM 1

WEEK 8


MONDAY ACTIVITY 1




	LOOK & SAY	alone	leave	around	play	thought
	SOUND OUT	chin	chop	chain	much	
		crack	crash	cry	crab	
	READ	I will <u>cry</u> . I will <u>cry</u> if I <u>crack</u> my <u>chin</u> . I will <u>cry</u> if I <u>crack</u> my <u>chin</u> on the <u>chain</u> . I will <u>cry</u> . I will <u>cry</u> if I <u>crash</u> my <u>chin</u> . I will <u>cry</u> if I <u>crash</u> my <u>chin</u> on the <u>chain</u> . I will <u>cry</u> if I <u>crack</u> and <u>crash</u> my <u>chin</u> on the <u>chain</u> . Will you <u>cry</u> ? Will you <u>cry</u> if you <u>crack</u> your <u>chin</u> on the <u>chain</u> ? Will you <u>cry</u> if you <u>crash</u> your <u>chin</u> on the <u>chain</u> ?				
	WRITE	Write the  and  words in your dictionary.				

MONDAY ACTIVITY 2





	READ	Read the  and  words from Activity 1.
	READ	The <u>crab</u> will <u>chop</u> . The <u>crab</u> will <u>crack</u> . The <u>crab</u> will <u>chop</u> and <u>crack</u> . What will the <u>crab</u> <u>chop</u> ? What will the <u>crab</u> <u>crack</u> ? What will the <u>crab</u> <u>chop</u> and <u>crack</u> ? The <u>crab</u> will <u>chop</u> the rock. The <u>crab</u> will <u>crack</u> the rock. The <u>crab</u> will <u>chop</u> and <u>crack</u> the rock. Will you <u>cry</u> ? Will you <u>cry</u> when the <u>crab</u> <u>chops</u> the rock? Will you <u>cry</u> when the <u>crab</u> <u>cracks</u> the rock?
	WRITE	Write a sentence with: crash Write a question with: crab

TUESDAY ACTIVITY 1



	LOOK & SAY	alone	leave	around	play	thought
--	------------	-------	-------	--------	------	---------


	SOUND OUT	stood	look	book	took
		shook	hook	foot	wood
	READ	I <u>stood</u> . I <u>stood</u> alone. I <u>stood</u> alone to <u>look</u> around. I <u>looked</u> . I <u>looked</u> at the <u>book</u> . I <u>looked</u> at the <u>book</u> with the <u>hook</u> . I <u>took</u> . I <u>took</u> the <u>book</u> . I <u>took</u> the <u>book</u> with the <u>hook</u> . I <u>shook</u> . I <u>shook</u> when I <u>looked</u> at the <u>book</u> . I <u>shook</u> when I <u>looked</u> at the <u>book</u> with the <u>hook</u> . I will leave the <u>book</u> . I will leave the <u>book</u> with the <u>hook</u> .			
	WRITE	1. Why did I stand alone? I stood alone to ____.			
		2. What did I do when I looked at the book with the hook? I ____ when I looked at the book with the hook.			


TUESDAY ACTIVITY 2

	READ	Read the  and  words from Activity 1.
	WRITE	Write a sentence with: foot Write a question with: play

WEDNESDAY ACTIVITY 1




	LOOK & SAY	alone	leave	around	play	thought
	SOUND OUT	sing	song	king	swing	
		sting	ring	sung	rang	

	READ	<p>I see the <u>king</u>. I see the <u>king sing</u>. I see the <u>king sing</u> a <u>song</u>. The <u>king</u> is on the <u>swing</u>. I see the <u>king</u> on the <u>swing</u>. I see the <u>king sing</u> on the <u>swing</u>. I see the <u>king sing</u> a <u>song</u> on the <u>swing</u>. He has a <u>ring</u>. I see the <u>king</u> with a <u>ring</u>. I see the <u>king</u> with a <u>ring</u> on the <u>swing</u>. I see the <u>king</u> with a <u>ring</u> <u>sing</u> a <u>song</u> on the <u>swing</u>.</p>
--	-------------	--



	WRITE	<p>1. Who can I see? I can see the ____.</p> <p>2. Where is the king? The king is on the ____.</p>
--	--------------	--


WEDNESDAY ACTIVITY 2

	READ	<p>Read the  and  words from Activity 1.</p>
--	-------------	--





	WRITE	<p>Write the  words and  words in your dictionary.</p> <p>Write a sentence with: sting</p> <p>Write a question with: leave</p>
---	--------------	--

THURSDAY ACTIVITY 1

	LOOK & SAY	alone	leave	around	play	thought
	SOUND OUT	stood	look	shook		took
		sing	sung	swing		ring

	READ	<div data-bbox="384 1451 746 1984" data-label="Image"> </div> <p>Fanisa thought no one will play with her. She stood with Ntsako. She did not want to be alone. She would not leave Ntsako alone. She stood with Ntsako all day. Fanisa thought no one will play with her because she looks different. Ntsako told Fanisa to leave her alone. She did not want Fanisa around all the time! Fanisa was so sad. She sat and cried alone.</p>
--	-------------	--





THURSDAY ACTIVITY 2

	READ	Read the  and  words from Activity 1.
	WRITE	<ol style="list-style-type: none">Who thought no one would play with her? _____ thought no one would play with her.Who did she stand with? She stood with _____.When did she stand with Ntsako? She stood with Ntsako _____.Why did Fanisa think no one would play with her? Fanisa thought no one would play with her because _____.How did Fanisa feel when Ntsako told her that she did not want her around all the time? Fanisa felt _____ when Ntsako told her that she did not want her around all the time.

FRIDAY ACTIVITY 1

	READ	Read all the  and  words again.
	READ	Read the story from Thursday Activity 1.





FRIDAY ACTIVITY 2

	READ	Read all the  and  words again.
	WRITE	Write the sentences in your book. Fix the mistakes. <ol style="list-style-type: none">she stood with ntsakontsako told fanisa to leave her aloneshe did not want fanisa around all the time






HOME LANGUAGE WORKSHEET
ENGLISH GRADE 3 TERM 1

WEEK 9


MONDAY ACTIVITY 1




	LOOK & SAY	poor	magic	money	about	giant
	SOUND OUT	sing	song	ring	swing	
		took	shook	stood	look	
	READ	I will <u>sing</u> . I will <u>sing</u> a <u>song</u> about a poor giant. I will <u>sing</u> a magic <u>song</u> about a poor giant. I will <u>sing</u> a magic <u>song</u> about a poor giant that had no money. Will you <u>sing</u> with me? Will you <u>sing</u> the <u>song</u> with me? Will you <u>sing</u> the <u>song</u> about a poor giant with me? Will you <u>sing</u> the magic <u>song</u> about a poor giant with me? Will you <u>sing</u> the magic <u>song</u> about a poor giant that had no money with me?				
	WRITE	Write the  and  words in your dictionary.				

MONDAY ACTIVITY 2





	READ	Read the  and  words from Activity 1.				
	READ	I <u>took</u> the <u>ring</u> . I <u>took</u> the magic <u>ring</u> . I <u>took</u> that magic <u>ring</u> to the <u>swing</u> . I will sit. I will sit on the <u>swing</u> . I will sit on the <u>swing</u> with the <u>ring</u> . I will sit n the <u>swing</u> with the magic <u>ring</u> . I will <u>look</u> . I will <u>look</u> at the <u>ring</u> . I will <u>look</u> at the <u>ring</u> as I sit on the <u>swing</u> . I will <u>look</u> at the magic <u>ring</u> as I sit on the <u>swing</u> .				
	WRITE	Write a sentence with: money Write a question with: song				

TUESDAY ACTIVITY 1




	LOOK & SAY	poor	magic	money	about	giant
--	------------	------	-------	-------	-------	-------


	SOUND OUT	car	far	tar	hard
		scar	star	jar	dark
	READ	I see a <u>car</u> . I see a <u>car</u> on the <u>tar</u> road. I see a <u>car</u> on the <u>dark tar</u> road. It has a <u>star</u> . The <u>car</u> has a <u>star</u> . I see a <u>car</u> with a <u>star</u> on the <u>dark tar</u> road. Can you see the <u>car</u> ? Can you see the <u>car</u> on the <u>tar</u> road? Can you see the <u>car</u> on the <u>dark tar</u> road? Can you see the <u>car</u> with the <u>star</u> on the <u>dark tar</u> road?			
	WRITE	1. What can I see? I can see a ____. 2. Where is the car? The car is on the _____.			

TUESDAY ACTIVITY 2

	READ	Read the  and  words from Activity 1.
	WRITE	Write a sentence with: star Write a question with: about




WEDNESDAY ACTIVITY 1

	LOOK & SAY	poor	magic	money	about	giant
	SOUND OUT	fork	born	storm	torch	
		short	sport	sort	north	
	READ	I have a <u>fork</u> . I will eat with the <u>fork</u> . I will eat <u>pork</u> with the <u>fork</u> . Will you eat with me? Will you eat <u>pork</u> with a <u>fork</u> with me? I am not poor. I have lots of money. I can eat lots of <u>pork</u> . I like to eat <u>pork</u> . I like to eat <u>pork</u> with a <u>fork</u> . I like to eat lots of <u>pork</u> with a <u>fork</u> . Do you like to eat <u>pork</u> ? Do you like to eat <u>pork</u> with a <u>fork</u> ? Do you like to eat lots of <u>pork</u> with a <u>fork</u> ?				

	WRITE	<p>3. What will I eat with? I will eat with a ____.</p> <p>4. What do I like to eat? I like to eat ____.</p>
--	--------------	--


WEDNESDAY ACTIVITY 2

	READ	Read the  and  words from Activity 1.
--	-------------	---





	WRITE	Write the  words and  words in your dictionary. Write a sentence with: sport Write a question with: money
--	--------------	---

THURSDAY ACTIVITY 1

	LOOK & SAY	poor	magic	money	about	giant
	SOUND OUT	sort	born	storm		short
		dark	hard	star		far

	READ	<div data-bbox="370 1061 1024 1756" data-label="Image"> </div> <p>Jack is poor. Jack and his mom are poor. They have no money. They thought. They thought about the giant. They thought about the giant that took their magic hen. They wished for their magic hen back. Jack will go. He will go to the giant. He will go to get the magic hen. He will go to get the magic hen back from the giant. Jack and his mom are not poor anymore. They have the magic hen! Jack took the magic hen from the giant!</p>
--	-------------	---





THURSDAY ACTIVITY 2

	READ	Read the  and  words from Activity 1.
	WRITE	<ol style="list-style-type: none">1. Who is poor? _____ and his _____ are poor.2. Who took their magic hen? The _____ took their magic hen.3. Who will go get the magic hen? _____ will go get the magic hen.4. Why are Jack and his mom not poor anymore? Jack and his mom are not poor anymore because _____.5. How did they get the magic hen back? _____ took the magic hen from the _____.

FRIDAY ACTIVITY 1

	READ	Read all the  and  words again.
	READ	Read the story from Thursday Activity 1.







FRIDAY ACTIVITY 2

	READ	Read all the  and  words again.
	WRITE	Write the sentences in your book. Fix the mistakes. <ol style="list-style-type: none">1. jack and his mom are poor2. he will go to get the magic hen back from the giant3. jack took the magic hen from the giant






HOME LANGUAGE WORKSHEET
ENGLISH GRADE 3 TERM 1

WEEK 10


MONDAY ACTIVITY 1

	LOOK & SAY	picture	colourful	words	read	write
	SOUND OUT	ship	must	great	story	
		book	hard	chair	with	
	READ	I <u>must</u> look. I <u>must</u> look at the <u>book</u> . I <u>must</u> look at the <u>book</u> about <u>ships</u> . I <u>must</u> sit. I <u>must</u> sit on the <u>chair</u> . I <u>must</u> sit on the <u>chair</u> and look. I <u>must</u> sit on the <u>chair</u> and look at the <u>book</u> . I <u>must</u> sit on the <u>chair</u> and look at the <u>book</u> about <u>ships</u> . I <u>must</u> read. I <u>must</u> sit and read. I <u>must</u> sit and read the <u>story</u> in the <u>book</u> about <u>ships</u> .				
	WRITE	Write the  and  words in your dictionary.				

MONDAY ACTIVITY 2

	READ	Read the  and  words from Activity 1.
	READ	I like to read. I like to read I like to read. I <u>must</u> read a <u>story</u> . I <u>must</u> read a <u>story</u> about a king. I <u>must</u> read a <u>story</u> about a king and his <u>ship</u> . I <u>must</u> read a <u>story</u> about a <u>great</u> king and his colourful <u>ship</u> . I will read <u>with</u> my mom. My mom also likes to read. My mom will read the <u>story</u> <u>with</u> me. She will read the <u>story</u> about the king and his <u>ship</u> <u>with</u> me. She will read the <u>story</u> about the <u>great</u> king and his colourful <u>ship</u> <u>with</u> me.
	WRITE	Write a sentence with: picture Write a question with: hard

TUESDAY ACTIVITY 1

	LOOK & SAY	picture	colourful	words	read	write
--	------------	---------	-----------	-------	------	-------


	SOUND OUT	turn	nurse	hurt	burn
		burnt	burst	church	surf
	READ	I <u>hurt</u> my leg. I <u>hurt</u> my leg in <u>church</u> . I <u>burnt</u> my leg. I <u>burnt</u> my leg in <u>church</u> . How did you <u>hurt</u> your leg? How did you <u>hurt</u> your leg in <u>church</u> ? How did you <u>burn</u> your leg? How did you <u>burn</u> your leg in <u>church</u> ? You must go to the <u>nurse</u> . The <u>nurse</u> will help you. The <u>nurse</u> will help you with your leg. The <u>nurse</u> will help you with your <u>burnt</u> leg.			
	WRITE	1. Where did I burn my leg? I burnt my leg in ____.			
		2. Who must I go to? I must go to the ____.			

TUESDAY ACTIVITY 2

	READ	Read the and words from Activity 1.
	WRITE	Write a sentence with: write Write a question with: church




WEDNESDAY ACTIVITY 1

	LOOK & SAY	picture	colourful	words	read	write
	SOUND OUT	bird	third	thirst	thirsty	
		chirp	first	shirt	skirt	
	READ	I see a <u>bird</u> . I see a colourful <u>bird</u> . The <u>bird</u> will <u>chirp</u> . The colourful <u>bird</u> will <u>chirp</u> . Can you see the <u>bird</u> ? Can you see the colourful <u>bird</u> ? Can you hear the <u>bird</u> ? Can you hear the colourful <u>bird chirp</u> ? I will write a story. I will write a story about the <u>bird</u> . I will write a story about the colourful <u>bird</u> . Will you read my story? Will you read my story about the colourful <u>bird</u> ?				



	WRITE	<p>3. What kind of bird do I see? I see a _____ bird.</p> <p>4. What will the colourful bird do? I colourful bird will _____.</p>
--	--------------	---



WEDNESDAY ACTIVITY 2

	READ	Read the  and  words from Activity 1.
--	-------------	---





	WRITE	Write the  words and  words in your dictionary. Write a sentence with: first Write a question with: thirsty
--	--------------	---

THURSDAY ACTIVITY 1

	LOOK & SAY	picture	colourful	words	read	write
	SOUND OUT	turn	hurt	burnt		burst
		first	thirsty	bird		shirt

	READ	<div style="display: flex; align-items: center;">  <div style="margin-left: 20px;"> <p>Stacey likes to read. Stacey likes to look at pictures. She likes to look at colourful pictures. She likes to look at the colourful pictures in books. Stacey likes to write. She likes to write stories. Stacey writes words to make a story. She writes words to make a great story. Her dream is to write. Her dream is to write a book. She works hard. She works hard to write a book!</p> </div> </div>
--	-------------	--





THURSDAY ACTIVITY 2

	READ	Read the  and  words from Activity 1.
	WRITE	<ol style="list-style-type: none">Who likes to read? _____ likes to read.What does Stacey like to look at? She likes to look at _____.Who likes to write? _____ likes to write.What does Stacey write to make a story? Stacey writes _____ to make a story.What does Stacey work hard to do? Stacey works hard to _____.

FRIDAY ACTIVITY 1

	READ	Read all the  and  words again.
	READ	Read the story from Thursday Activity 1.

FRIDAY ACTIVITY 2






	READ	Read all the  and  words again.
	WRITE	Write the sentences in your book. Fix the mistakes. <ol style="list-style-type: none">stacey writes words to make a storyher dream is to write a bookshe works hard to write a book

HOME LANGUAGE WORKSHEET






ENGLISH GRADE 3 TERM 1

WEEK 3



MONDAY ACTIVITY 1



	LOOK & SAY	eat	phone	scared	help	friend
	SOUND OUT	call	fun	not	see	
		think	mad	cross	glad	
	READ	I am <u>glad</u> . I am <u>glad</u> to <u>see</u> you are <u>not</u> <u>mad</u> . I am <u>glad</u> to <u>see</u> you are <u>not</u> <u>cross</u> . It is <u>not</u> <u>fun</u> to be <u>mad</u> . It is <u>not</u> <u>fun</u> to be <u>cross</u> . It is <u>fun</u> to be <u>glad</u> . Do you <u>think</u> it is <u>fun</u> ? Do you <u>think</u> it is <u>fun</u> to be <u>mad</u> ? Do you <u>think</u> it is <u>fun</u> to be <u>cross</u> ? I do <u>not</u> <u>think</u> it is <u>fun</u> to be <u>mad</u> and <u>cross</u> .				
	WRITE	Write the  and  words in your dictionary.				

MONDAY ACTIVITY 2





	READ	Read the  and  words from Activity 1.
	READ	Can I <u>call</u> you? Can I <u>call</u> you <u>mad</u> ? Is it <u>fun</u> ? Is it <u>fun</u> to <u>call</u> you <u>mad</u> ? It is <u>not</u> . It is <u>not</u> <u>fun</u> . It is <u>not</u> <u>fun</u> to <u>call</u> you <u>mad</u> . You will be <u>cross</u> . You will be <u>cross</u> if I <u>call</u> you <u>mad</u> . You will <u>not</u> be <u>glad</u> . You will <u>not</u> be <u>glad</u> if I <u>call</u> you <u>mad</u> . I will <u>not</u> <u>call</u> you. I will <u>not</u> <u>call</u> you <u>mad</u> .
	WRITE	Write a sentence with: help Write a question with: think

TUESDAY ACTIVITY 1





	LOOK & SAY	eat	phone	scared	help	friend
	SOUND OUT	stop	stand	must	just	
		strong	rust	bust	strap	

	READ	I <u>must stop</u> . I <u>must just stop</u> . I <u>must stop</u> and think. I <u>must just stop</u> and think. <u>Must I help</u> ? <u>Must I stop</u> to help? <u>Must I stop</u> to help my friend. My friend will be glad. My friend will be glad if I <u>stop</u> . My friend will be glad if I <u>stop</u> to help. He will not be mad. He will not be mad if I <u>stop</u> . He will not be mad if I <u>stop</u> to help.
	WRITE	1. Who must I stop and help? I must stop and help my _____. 2. How will my friend feel if I stop and help? My friend will feel _____ if I stop and help.







TUESDAY ACTIVITY 2

	READ	Read the  and  words from Activity 1.
	WRITE	Write a sentence with: eat Write a question with: strong



WEDNESDAY ACTIVITY 1



	LOOK & SAY	eat	phone	scared	help	friend
	SOUND OUT	boat	coat	road	goat	
	READ	I see a <u>boat</u> . I see a <u>boat</u> on the <u>road</u> . I see a <u>goat</u> in the <u>boat</u> on the <u>road</u> ! Can you see the <u>boat</u> ? Can you see the <u>boat</u> on the <u>road</u> ? Can you the <u>goat</u> in the <u>boat</u> on the <u>road</u> ? Must we help? Must we help the <u>goat</u> ? Must we help the <u>goat</u> in the <u>boat</u> ? Must we help the <u>goat</u> in the <u>boat</u> on the <u>road</u> ?				
	WRITE	1. Where is the boat? The boat is in the _____. 2. What is in the boat? The _____ is in the boat.				

WEDNESDAY ACTIVITY 2





	READ	Read the  and  words from Activity 1.
	WRITE	Write the  words and  words in your dictionary. Write a sentence with: friend Write a question with: soap

THURSDAY ACTIVITY 1





	LOOK & SAY	eat	phone	scared	help	friend			
	SOUND OUT	stop		must		just		bust	
		boast		boat		road		coat	

	READ		<p>The fish are scared. The fish are scared for their friend. The fish <u>must</u> help. The fish <u>must</u> help their friend. They <u>must</u> <u>stop</u> and help their friend! They <u>must</u> <u>phone</u>. They <u>must</u> <u>just</u> <u>phone</u>. They <u>must</u> <u>just</u> <u>phone</u> Wendy. They <u>must</u> <u>just</u> <u>phone</u> Wendy to help. They <u>must</u> <u>just</u> <u>phone</u> Wendy to help their friend. The shark <u>must</u> not eat their friend. Wendy <u>must</u> <u>stop</u> the shark! Will Wendy <u>stop</u> the shark? Will Wendy help?</p>
---	------	--	--





THURSDAY ACTIVITY 2

	READ	Read the  and  words from Activity 1.
	WRITE	<ol style="list-style-type: none">Who is scared? The _____ are scared.Who are they scared for? They are scared for their _____.Who must they phone? They must phone _____.Who wants to eat their friend? The _____ wants to eat their friend.Who must stop the shark? _____ must stop the shark.

FRIDAY ACTIVITY 1

	READ	Read all the  and  words again.
	READ	Read the story from Thursday Activity 1.

FRIDAY ACTIVITY 2







	READ	Read all the  and  words again.
	WRITE	Write the sentences in your book. Fix the mistakes. <ol style="list-style-type: none">they must stop and help their friendthey must just phone wendy to helpwill wendy stop the shark

HOME LANGUAGE WORKSHEET






ENGLISH GRADE 3 TERM 1

WEEK 4



MONDAY ACTIVITY 1


	LOOK & SAY	please	ruin	why	knock	sorry
	SOUND OUT	strong	goat	roast	must	
		stop	soak	road	toad	
	READ	<p><u>Must I roast?</u> <u>Must I roast</u> the <u>goat</u>? <u>Must I soak</u> the <u>goat</u>? <u>Must I soak</u> and <u>roast</u> the <u>goat</u>? You <u>must stop</u>! You <u>must not roast</u> the <u>goat</u>. You <u>must not soak</u> the <u>goat</u>. You <u>must not soak</u> and <u>roast</u> the <u>goat</u>. Why <u>must I not roast</u> the <u>goat</u>? Why <u>must I not soak</u> the <u>goat</u>? Why <u>must I not soak</u> and <u>roast</u> the <u>goat</u>?</p>				
	WRITE	Write the  and  words in your dictionary.				


MONDAY ACTIVITY 2

	READ	Read the  and  words from Activity 1.
	READ	<p>Can you see the <u>toad</u>? Can you see the <u>toad</u> in the <u>road</u>? The <u>toad</u> is <u>strong</u>. The <u>toad</u> in the <u>road</u> is <u>strong</u>. <u>Must I stop</u>? <u>Must I stop</u> so you can see? I will <u>stop</u>. I will <u>stop</u> so you can see. I will <u>stop</u> so you can see the <u>toad</u>. I will <u>stop</u> so you can see the <u>toad</u> in the <u>road</u>. I will <u>stop</u> so you can see the <u>strong toad</u> in the <u>road</u>.</p>
	WRITE	<p>Write a sentence with: knock Write a question with: stop</p>

TUESDAY ACTIVITY 1


	LOOK & SAY	please	ruin	why	knock	sorry
	SOUND OUT	drip	drop	drag	drum	
		drink	dream	dress	drift	

	READ	<p>I must not <u>drip</u> the <u>drink</u>. I must not <u>drip</u> the <u>drink</u> on her <u>dress</u>. I must not <u>drag</u>. I must not <u>drag</u> her <u>dress</u>. I must not <u>drop</u>. I must not <u>drop</u> her <u>dress</u>. It will ruin her <u>dress</u>. It will ruin her <u>dress</u> if I <u>drip</u> the <u>drink</u> on it. It will ruin her <u>dress</u> if I <u>drag</u> it. It will ruin her <u>dress</u> if I <u>drop</u> it. She will be sad. She will be sad if I ruin her <u>dress</u>.</p>
---	-------------	---

	WRITE	<p>1. What must I not ruin? I must not ruin her _____.</p> <p>2. How will she feel if I ruin her dress? She will feel _____ if I ruin her dress.</p>
---	--------------	--


TUESDAY ACTIVITY 2


	READ	Read the  and  words from Activity 1.
---	-------------	---


	WRITE	Write a sentence with: drum Write a question with: why
--	--------------	---

WEDNESDAY ACTIVITY 1







	LOOK & SAY	please	ruin	why	knock	sorry
---	-----------------------	--------	------	-----	-------	-------

	SOUND OUT	tree	seem	queen	weed
		street	free	speed	sweet

	READ	<p>I see a <u>queen</u>. I see a <u>sweet queen</u> in the <u>tree</u>. I see a <u>sweet queen</u> in the <u>tree</u> by the <u>street</u>. Why is the <u>sweet queen</u> in the <u>tree</u>? Why is the <u>sweet queen</u> in the <u>tree</u> by the <u>street</u>? The <u>queen</u> wants to be <u>free</u>. The <u>sweet queen</u> wants to be <u>free</u>. She wants to be <u>free</u> to sit in the <u>tree</u>. Why does the <u>sweet queen</u> want to be <u>free</u> to sit in the <u>tree</u>?</p>
---	-------------	---



	WRITE	<p>1. Where is the queen? The queen is in the ____.</p> <p>2. Why is the queen in the tree? The queen is in the tree because she wants to be ____.</p>
---	--------------	--

WEDNESDAY ACTIVITY 2





	READ	Read the  and  words from Activity 1.
	WRITE	Write the  words and  words in your dictionary. Write a sentence with: queen Write a question with: please

THURSDAY ACTIVITY 1





	LOOK & SAY	please	ruin	why	knock	sorry
	SOUND OUT	dream	drink	drop	drag	
		seem	sweet	speed	street	

	READ	<div style="display: flex; align-items: center;">  <div style="margin-left: 20px;"> <p>Mbuso has a dream. He has a dream to build a big sandcastle. The girl will come. She will come to knock it down. She is not sweet! She is not a sweet girl! Why will she knock the sandcastle? Why will she knock the sandcastle down? She will run with speed. She will run with speed and knock it down. How will Mbuso feel? Will the girl say sorry? Will the girl say sorry to Mbuso?</p> </div> </div>
---	-------------	---





THURSDAY ACTIVITY 2

	READ	Read the  and  words from Activity 1.
	WRITE	<ol style="list-style-type: none">Who has a dream to build a big sandcastle? _____ has a dream to build a big sandcastle.What will the girl do to the sandcastle? The girl will _____ the sandcastle down.How will she run? She will run with _____.Is the girl a sweet girl? Yes/No, The girl is/ is not a sweet girl.Do you think the girl should say sorry to Mbuso? Yes/ No, I do/do not think the girl should say sorry to Mbuso.

FRIDAY ACTIVITY 1

	READ	Read all the  and  words again.
	READ	Read the story from Thursday Activity 1.

FRIDAY ACTIVITY 2







	READ	Read all the  and  words again.
	WRITE	Write the sentences in your book. Fix the mistakes. <ol style="list-style-type: none">she is not sweethow will mbuso feelwill the girl say sorry to mbuso

HOME LANGUAGE WORKSHEET






ENGLISH GRADE 3 TERM 1

WEEK 5

MONDAY ACTIVITY 1



	LOOK & SAY	over	hurt	won	shoes	like
	SOUND OUT	feel	dream	drink	free	
		drop	street	drift	speed	
	READ	I like to <u>feel free</u> . I like to <u>dream of speed</u> . I like to <u>feel free and dream of speed</u> in the <u>street</u> . I like to <u>feel free and dream of speed</u> in the <u>street</u> , but I do not want to get hurt. I will just <u>dream</u> . I will just <u>dream of speed</u> . I will just <u>dream of speed</u> in the <u>street</u> .				
	WRITE	Write the  and  words in your dictionary.				

MONDAY ACTIVITY 2





	READ	Read the  and  words from Activity 1.
	READ	I must not <u>drop my drink</u> . I must not <u>drop my drink</u> in the <u>street</u> . My mom will not like it. She will not like it if I <u>drop my drink</u> . She will not like it if I <u>drop my drink</u> in the <u>street</u> . I will <u>feel bad</u> . I will <u>feel bad</u> if I <u>drop my drink</u> . I will <u>feel bad</u> if I <u>drop my drink</u> in the <u>street</u> . I will <u>feel bad</u> if I make my mom mad.
	WRITE	Write a sentence with: won Write a question with: drop

TUESDAY ACTIVITY 1




	LOOK & SAY	over	hurt	won	shoes	like
	SOUND OUT	grab	grin	groan	green	
		grass	grand	great	grade	


	READ	I feel <u>great</u> . I feel <u>grand</u> . I feel <u>great</u> and <u>grand</u> . I feel <u>great</u> and <u>grand</u> to be in the next <u>grade</u> . I <u>grin</u> . I <u>grin</u> when I feel <u>great</u> . I <u>grin</u> when I feel <u>grand</u> . I <u>grin</u> when I feel <u>great</u> and <u>grand</u> . Do you <u>grin</u> ? Do you <u>grin</u> when you feel <u>great</u> ? Do you <u>grin</u> when you feel <u>grand</u> ? Do you <u>grin</u> when you feel <u>great</u> and <u>grand</u> ?
	WRITE	1. How do I feel? I feel ____ and ____. 2. What do I do when I feel great and grand? I ____ when I feel great and grand.

TUESDAY ACTIVITY 2

	READ	Read the  and  words from Activity 1.
	WRITE	Write a sentence with: shoes Write a question with: grade







WEDNESDAY ACTIVITY 1

	LOOK & SAY	over	hurt	won	shoes	like
	SOUND OUT	moon	spoon	soon	groom	
	READ	I like to eat <u>food</u> . I like to eat <u>food</u> in the <u>pool</u> . I like to eat <u>food</u> in the <u>pool</u> with a <u>spoon</u> . I drop <u>food</u> . I drop <u>food</u> in the <u>pool</u> . My dad will not like it. He will not like <u>food</u> in the <u>pool</u> . I must not eat in the <u>pool</u> . I must not eat <u>food</u> in the <u>pool</u> . I must not eat <u>food</u> in the <u>pool</u> with a <u>spoon</u> . I must not drop <u>food</u> in the <u>pool</u> !				



	WRITE	1. Where do I like to eat food? I like to eat food in the ____.
---	-------	--



2. What do I drop in the pool?
I drop _____ in the pool.

WEDNESDAY ACTIVITY 2




	READ	Read the  and  words from Activity 1.
	WRITE	Write the  words and  words in your dictionary. Write a sentence with: moon Write a question with: like


THURSDAY ACTIVITY 1

	LOOK & SAY	over	hurt	won	shoes	like			
	SOUND OUT	grand		grin		great		green	
		zoom		soon		loom		food	





	READ		<p>Zodwa like to run. Zodwa is a <u>great</u> runner. She has no shoes. Her feet hurt. Her feet hurt when she runs with no shoes. The lady will give her shoes. She will give her <u>green</u> shoes. Zodwa will be the best runner with her <u>green</u> shoes! She <u>zoomed</u> down the track. She <u>zoomed</u> down the track with her <u>green</u> shoes. She won! Zodwa won! Zodwa feels <u>great</u>! She feels <u>grand</u>!</p>
---	-------------	--	--

THURSDAY ACTIVITY 2





	READ	Read the  and  words from Activity 1.
	WRITE	1. What does Zodwa like to do?

		<p>Zodwa likes to _____.</p> <p>2. Who is a great runner? _____ is a great runner.</p> <p>3. Who will give her shoes? The _____ will give her shoes.</p> <p>4. What colour shoes will Zodwa get? Zodwa will get _____ shoes.</p> <p>5. Who won the race? _____ won the race.</p>
---	--	--

FRIDAY ACTIVITY 1

	READ	Read all the  and  words again.
	READ	Read the story from Thursday Activity 1.

FRIDAY ACTIVITY 2






	READ	Read all the  and  words again.
	WRITE	<p>Write the sentences in your book. Fix the mistakes.</p> <ol style="list-style-type: none"> 1. zodwa will be the best runner with her green shoes 2. she zoomed down the track 3. zodwa feels great

HOME LANGUAGE WORKSHEET






ENGLISH GRADE 3 TERM 1

WEEK 6

MONDAY ACTIVITY 1

	LOOK & SAY	different	dance	beauty	because	one
	SOUND OUT	grass	green	great		grin
		moon	soon	food		spoon
	READ	<p>I will dance. I will dance on the <u>grass</u>. I will dance on the <u>green grass</u>. I will dance on the <u>green grass</u> under the <u>moon</u>. I will dance on the <u>green grass</u> under the <u>moon</u> with a <u>spoon</u>. I will dance a <u>great</u> dance on the <u>green grass</u> under the <u>moon</u> with a <u>spoon</u>. I will dance <u>soon</u>. <u>Soon</u> I will dance a <u>great</u> dance on the <u>green grass</u> under the <u>moon</u> with a <u>spoon</u>.</p>				
	WRITE	Write the  and  words in your dictionary.				

MONDAY ACTIVITY 2

	READ	Read the  and  words from Activity 1.				
	READ	<p>I <u>grin</u>. I <u>grin</u> at the <u>moon</u>. I <u>grin</u> at the <u>great moon</u>. Do you <u>grin</u>? Do you <u>grin</u> at the <u>great moon</u>? I <u>grin</u> because the <u>moon</u> is full of beauty I <u>grin</u> at the <u>great moon</u> because it is full of beauty. Do you think the <u>moon</u> is full of <u>beauty</u>? Do you <u>grin</u> at the <u>great moon</u> because it is full of beauty? You must <u>grin</u> at the <u>great moon</u> because it is full of beauty!</p>				
	WRITE	<p>Write a sentence with: soon Write a question with: different</p>				

TUESDAY ACTIVITY 1

	LOOK & SAY	different	dance	beauty	because	one
--	------------	-----------	-------	--------	---------	-----


	SOUND OUT	ship	shop	shin	shot
		bash	mash	fish	wish
	READ	<p>I <u>wish</u>. I <u>wish</u> I can go on a <u>ship</u>. I <u>wish</u> I can go on a big <u>ship</u>. I <u>wish</u> I can go on a big <u>ship</u> that has a <u>shop</u>. I <u>wish</u> I can go on a big <u>ship</u> so I can <u>fish</u>. Do you <u>wish</u>? Do you <u>wish</u> to go on a <u>ship</u>? Do you <u>wish</u> to go on a big <u>ship</u>? Do you <u>wish</u> to go on a big <u>ship</u> that has a <u>shop</u>? Do you <u>wish</u> to go on a big <u>ship</u> so you can <u>fish</u>?</p>			
	WRITE	<p>1. What do I wish I can go on? I wish I can go on a _____.</p> <p>2. What do I want to do on the big ship? I want to _____ on the big ship.</p>			

TUESDAY ACTIVITY 2

	READ	Read the and words from Activity 1.
	WRITE	Write a sentence with: because Write a question with: mash




WEDNESDAY ACTIVITY 1

	LOOK & SAY	different	dance	beauty	because	one
	SOUND OUT	thin	thick	thud	three	
		moth	with	math	bath	
	READ	<p>I see a <u>moth</u>. I see a <u>moth</u> on the <u>bath</u>. I see the <u>moth</u> on the <u>bath</u> <u>with</u> <u>thin</u> wings. I see the <u>moth</u> <u>with</u> the <u>thin</u> wings dance on the <u>bath</u>. Can you see the <u>moth</u>? Can you see the <u>moth</u> on the <u>bath</u>? Can you see the <u>moth</u> on the <u>bath</u> <u>with</u> the <u>thin</u> wings? Can you see the <u>moth</u> <u>with</u> the <u>thin</u> wings dance on the <u>bath</u>? Why is the <u>moth</u> on the <u>bath</u>? Why is the <u>moth</u> <u>with</u> the <u>thin</u> wings on the <u>bath</u>?</p>				

	WRITE	1. What can I see? I can see a ____. 2. Where is the moth? The moth is on the ____.
---	--------------	--


WEDNESDAY ACTIVITY 2

	READ	Read the  and  words from Activity 1.
---	-------------	---

	WRITE	Write the  words and  words in your dictionary. Write a sentence with: three Write a question with: one
---	--------------	---


THURSDAY ACTIVITY 1

	LOOK & SAY	different	dance	beauty	because	one
	SOUND OUT	with	thin	thick	three	
		shin	wish	bash	shop	

	READ	<div data-bbox="416 1093 799 1771" data-label="Image"> </div> <p data-bbox="820 1055 1501 1697"> Musa likes to dance. He is different. He is different because he has only one leg! He is not scared to dance. He is not scared to dance <u>with</u> one leg. He dances <u>with</u> beauty. He had a dream. He had a <u>wish</u>. He wanted to be the best. He wanted to be the best dancer! He had a dream and a <u>wish</u> to be the best dancer. Did Musa stop? He did not stop because he had only one leg! </p>
---	-------------	---

THURSDAY ACTIVITY 2

	READ	Read the  and  words from Activity 1.
---	-------------	---

	<p style="text-align: center;">WRITE</p>	<ol style="list-style-type: none"> 1. What does Musa like to do? Musa likes to _____. 2. Why is Musa different? Musa is different because _____. 3. How does Musa dance? Musa dances with _____. 4. What did Musa want to be? Musa wanted to be the _____. 5. Did Musa stop because he only had one leg? Yes/No, Musa did/did not stop because he only had one leg.
---	---	--


FRIDAY ACTIVITY 1

	<p style="text-align: center;">READ</p>	<p>Read all the  and  words again.</p>
---	--	--

	<p style="text-align: center;">READ</p>	<p>Read the story from Thursday Activity 1.</p>
--	--	---

FRIDAY ACTIVITY 2







	<p style="text-align: center;">READ</p>	<p>Read all the  and  words again.</p>
---	--	--

	<p style="text-align: center;">WRITE</p>	<p>Write the sentences in your book. Fix the mistakes.</p> <ol style="list-style-type: none"> 1. he is different because he has only one leg 2. he wanted to be the best dancer 3. did musa stop
---	---	---






HOME LANGUAGE WORKSHEET
ENGLISH TERM 1

WEEK 7

MONDAY ACTIVITY 1




	LOOK & SAY	always	special	toy	idea	hair
	SOUND OUT	with	three	thin	bath	
		wish	shop	bash	fish	
	READ	I <u>wish</u> . I <u>wish</u> I had <u>three</u> <u>fish</u> . I <u>wish</u> I had <u>three</u> <u>fish</u> in my <u>bath</u> . I <u>wish</u> I had <u>three</u> <u>fish</u> to swim <u>with</u> me. I <u>wish</u> I had <u>three</u> <u>fish</u> to swim <u>with</u> me in the <u>bath</u> . Do you <u>wish</u> you had <u>fish</u> ? Do you <u>wish</u> you had <u>fish</u> in the <u>bath</u> ? Do you <u>wish</u> you had <u>fish</u> to swim <u>with</u> you? Do you <u>wish</u> you had <u>fish</u> to swim in the <u>bath</u> <u>with</u> you?				
	WRITE	Write the  and  words in your dictionary.				

MONDAY ACTIVITY 2





	READ	Read the  and  words from Activity 1.				
	READ	I will go. I will go to the <u>shop</u> . I will go to the <u>shop</u> <u>with</u> my mom. I will go to the <u>fish</u> <u>shop</u> . I will go to the <u>fish</u> <u>shop</u> <u>with</u> my mom. I will go to the <u>fish</u> <u>shop</u> <u>with</u> my mom because she wants to eat <u>fish</u> . I will go to the <u>fish</u> <u>shop</u> <u>with</u> my mom because she wants to eat <u>fish</u> for dinner. I like to eat <u>fish</u> . I like to eat <u>fish</u> for dinner. Do you like to eat <u>fish</u> ? Do you like to eat <u>fish</u> for dinner?				
	WRITE	Write a sentence with: toy Write a question with: thin				

TUESDAY ACTIVITY 1




	LOOK & SAY	always	special	toy	idea	hair
--	------------	--------	---------	-----	------	------


	SOUND OUT	chin	chop	chip	chain
		rich	such	much	chair
	READ	I sit. I always sit. I sit on my <u>chair</u> . I always sit on my <u>chair</u> . I sit on my <u>chair</u> and eat my <u>chips</u> . I always sit on my <u>chair</u> and eat my <u>chips</u> . I sit on my <u>chair</u> and eat my <u>chop</u> . I always sit on my <u>chair</u> and eat my <u>chop</u> . I sit on my <u>chair</u> and I eat my <u>chips</u> and my <u>chop</u> . I always sit on my <u>chair</u> and eat my <u>chips</u> and my <u>chop</u> .			
	WRITE	1. Where do I always sit? I always sit on my _____. 2. What do I always eat? I always my _____ and my _____.			

TUESDAY ACTIVITY 2

	READ	Read the  and  words from Activity 1.
	WRITE	Write a sentence with: chin Write a question with: hair




WEDNESDAY ACTIVITY 1

	LOOK & SAY	always	special	toy	idea	hair
	SOUND OUT	crib	crab	crop	crack	
		crash	crunch	cry	cried	
	READ	I hear a <u>crash</u> . I hear a <u>crunch</u> . I see a <u>crab</u> . I see a <u>crab</u> <u>crunch</u> my <u>chips</u> . I see a <u>crab</u> <u>crack</u> my <u>chips</u> . I see a big <u>crab</u> <u>crunch</u> and <u>crack</u> my <u>chips</u> ! I <u>cried</u> . I <u>cried</u> when the <u>crab</u> <u>crunched</u> my <u>chips</u> . I <u>cried</u> when the <u>crab</u> <u>cracked</u> my <u>chips</u> . I <u>cried</u> when the <u>crab</u> <u>crunched</u> and <u>cracked</u> my <u>chips</u> . Do you think you would <u>cry</u> ? Would you <u>cry</u> if a <u>crab</u> <u>crunched</u> and <u>cracked</u> your <u>chips</u> ?				



	WRITE	<p>1. What can I see? I can see a ____.</p> <p>2. What did I do when the crab crunched and cracked my chips? I _____ when the crab crunched and cracked my chips.</p>
--	--------------	---



WEDNESDAY ACTIVITY 2

	READ	Read the  and  words from Activity 1.
--	-------------	---





	WRITE	Write the  words and  words in your dictionary. Write a sentence with: idea Write a question with: cry
--	--------------	--

THURSDAY ACTIVITY 1

	LOOK & SAY	always	special	toy	idea	hair
	SOUND OUT	chop	much	chair		such
		cry	cried	crash		crop

	READ	<div style="display: flex; align-items: center;">  <div style="margin-left: 20px;"> <p>Marie has a special toy. Teddy is her special toy. Marie always had Teddy with her. One day Josh had an idea. He will cut Teddy's hair! He will take Teddy and <u>chop</u> his hair. He thinks it is <u>such</u> a good idea! Do you think it is a good idea? Marie will <u>cry</u>. Marie will <u>cry</u> when she sees Teddy. Marie did <u>cry</u>. Marie <u>cried</u> when she saw Teddy. It was not <u>such</u> a good idea to <u>chop</u> Teddy's hair.</p> </div> </div>
--	-------------	---





THURSDAY ACTIVITY 2

	READ	Read the  and  words from Activity 1.
	WRITE	<ol style="list-style-type: none">1. Who is Marie's special toy? _____ is Marie's special toy.2. Who had an idea? _____ had an idea.3. What will Josh do to Teddy's hair? Josh will _____ Teddy's hair.4. What will Marie do when she sees Teddy? Marie will _____ when she sees Teddy.5. Was it a good idea to chop Teddy's hair? Yes/No, it was/ was not a good idea to chop Teddy's hair.

FRIDAY ACTIVITY 1

	READ	Read all the  and  words again.
	READ	Read the story from Thursday Activity 1.


FRIDAY ACTIVITY 2

	READ	Read all the  and  words again.
	WRITE	Write the sentences in your book. Fix the mistakes. <ol style="list-style-type: none">1. he will cut teddy's hair2. do you think it is a good idea3. it was not such a good idea to chop teddy's hair






HOME LANGUAGE WORKSHEET
ENGLISH GRADE 3 TERM 1

WEEK 8

MONDAY ACTIVITY 1




	LOOK & SAY	alone	leave	around	play	thought
	SOUND OUT	chin	chop	chain	much	
		crack	crash	cry	crab	
	READ	I will <u>cry</u> . I will <u>cry</u> if I <u>crack</u> my <u>chin</u> . I will <u>cry</u> if I <u>crack</u> my <u>chin</u> on the <u>chain</u> . I will <u>cry</u> . I will <u>cry</u> if I <u>crash</u> my <u>chin</u> . I will <u>cry</u> if I <u>crash</u> my <u>chin</u> on the <u>chain</u> . I will <u>cry</u> if I <u>crack</u> and <u>crash</u> my <u>chin</u> on the <u>chain</u> . Will you <u>cry</u> ? Will you <u>cry</u> if you <u>crack</u> your <u>chin</u> on the <u>chain</u> ? Will you <u>cry</u> if you <u>crash</u> your <u>chin</u> on the <u>chain</u> ?				
	WRITE	Write the  and  words in your dictionary.				

MONDAY ACTIVITY 2





	READ	Read the  and  words from Activity 1.
	READ	The <u>crab</u> will <u>chop</u> . The <u>crab</u> will <u>crack</u> . The <u>crab</u> will <u>chop</u> and <u>crack</u> . What will the <u>crab</u> <u>chop</u> ? What will the <u>crab</u> <u>crack</u> ? What will the <u>crab</u> <u>chop</u> and <u>crack</u> ? The <u>crab</u> will <u>chop</u> the rock. The <u>crab</u> will <u>crack</u> the rock. The <u>crab</u> will <u>chop</u> and <u>crack</u> the rock. Will you <u>cry</u> ? Will you <u>cry</u> when the <u>crab</u> <u>chops</u> the rock? Will you <u>cry</u> when the <u>crab</u> <u>cracks</u> the rock?
	WRITE	Write a sentence with: crash Write a question with: crab

TUESDAY ACTIVITY 1



	LOOK & SAY	alone	leave	around	play	thought
--	------------	-------	-------	--------	------	---------


	SOUND OUT	stood	look	book	took
		shook	hook	foot	wood
	READ	I <u>stood</u> . I <u>stood</u> alone. I <u>stood</u> alone to <u>look</u> around. I <u>looked</u> . I <u>looked</u> at the <u>book</u> . I <u>looked</u> at the <u>book</u> with the <u>hook</u> . I <u>took</u> . I <u>took</u> the <u>book</u> . I <u>took</u> the <u>book</u> with the <u>hook</u> . I <u>shook</u> . I <u>shook</u> when I <u>looked</u> at the <u>book</u> . I <u>shook</u> when I <u>looked</u> at the <u>book</u> with the <u>hook</u> . I will leave the <u>book</u> . I will leave the <u>book</u> with the <u>hook</u> .			
	WRITE	1. Why did I stand alone? I stood alone to ____.			
		2. What did I do when I looked at the book with the hook? I ____ when I looked at the book with the hook.			


TUESDAY ACTIVITY 2

	READ	Read the  and  words from Activity 1.
	WRITE	Write a sentence with: foot Write a question with: play

WEDNESDAY ACTIVITY 1




	LOOK & SAY	alone	leave	around	play	thought
	SOUND OUT	sing	song	king	swing	
		sting	ring	sung	rang	

	READ	<p>I see the <u>king</u>. I see the <u>king sing</u>. I see the <u>king sing</u> a <u>song</u>. The <u>king</u> is on the <u>swing</u>. I see the <u>king</u> on the <u>swing</u>. I see the <u>king sing</u> on the <u>swing</u>. I see the <u>king sing</u> a <u>song</u> on the <u>swing</u>. He has a <u>ring</u>. I see the <u>king</u> with a <u>ring</u>. I see the <u>king</u> with a <u>ring</u> on the <u>swing</u>. I see the <u>king</u> with a <u>ring</u> <u>sing</u> a <u>song</u> on the <u>swing</u>.</p>
--	-------------	--



	WRITE	<p>1. Who can I see? I can see the ____.</p> <p>2. Where is the king? The king is on the ____.</p>
--	--------------	--


WEDNESDAY ACTIVITY 2

	READ	<p>Read the  and  words from Activity 1.</p>
--	-------------	--





	WRITE	<p>Write the  words and  words in your dictionary.</p> <p>Write a sentence with: sting</p> <p>Write a question with: leave</p>
---	--------------	--

THURSDAY ACTIVITY 1

	LOOK & SAY	alone	leave	around	play	thought
	SOUND OUT	stood	look	shook		took
		sing	sung	swing		ring

	READ	<div data-bbox="384 1451 746 1984" data-label="Image"> </div> <p>Fanisa thought no one will play with her. She stood with Ntsako. She did not want to be alone. She would not leave Ntsako alone. She stood with Ntsako all day. Fanisa thought no one will play with her because she looks different. Ntsako told Fanisa to leave her alone. She did not want Fanisa around all the time! Fanisa was so sad. She sat and cried alone.</p>
--	-------------	--





THURSDAY ACTIVITY 2

	READ	Read the  and  words from Activity 1.
	WRITE	<ol style="list-style-type: none">Who thought no one would play with her? _____ thought no one would play with her.Who did she stand with? She stood with _____.When did she stand with Ntsako? She stood with Ntsako _____.Why did Fanisa think no one would play with her? Fanisa thought no one would play with her because _____.How did Fanisa feel when Ntsako told her that she did not want her around all the time? Fanisa felt _____ when Ntsako told her that she did not want her around all the time.

FRIDAY ACTIVITY 1

	READ	Read all the  and  words again.
	READ	Read the story from Thursday Activity 1.

FRIDAY ACTIVITY 2

	READ	Read all the  and  words again.
	WRITE	Write the sentences in your book. Fix the mistakes. <ol style="list-style-type: none">she stood with ntsakontsako told fanisa to leave her aloneshe did not want fanisa around all the time






HOME LANGUAGE WORKSHEET
ENGLISH GRADE 3 TERM 1

WEEK 9


MONDAY ACTIVITY 1




	LOOK & SAY	poor	magic	money	about	giant
	SOUND OUT	sing	song	ring	swing	
		took	shook	stood	look	
	READ	I will <u>sing</u> . I will <u>sing</u> a <u>song</u> about a poor giant. I will <u>sing</u> a magic <u>song</u> about a poor giant. I will <u>sing</u> a magic <u>song</u> about a poor giant that had no money. Will you <u>sing</u> with me? Will you <u>sing</u> the <u>song</u> with me? Will you <u>sing</u> the <u>song</u> about a poor giant with me? Will you <u>sing</u> the magic <u>song</u> about a poor giant with me? Will you <u>sing</u> the magic <u>song</u> about a poor giant that had no money with me?				
	WRITE	Write the  and  words in your dictionary.				

MONDAY ACTIVITY 2





	READ	Read the  and  words from Activity 1.				
	READ	I <u>took</u> the <u>ring</u> . I <u>took</u> the magic <u>ring</u> . I <u>took</u> that magic <u>ring</u> to the <u>swing</u> . I will sit. I will sit on the <u>swing</u> . I will sit on the <u>swing</u> with the <u>ring</u> . I will sit n the <u>swing</u> with the magic <u>ring</u> . I will <u>look</u> . I will <u>look</u> at the <u>ring</u> . I will <u>look</u> at the <u>ring</u> as I sit on the <u>swing</u> . I will <u>look</u> at the magic <u>ring</u> as I sit on the <u>swing</u> .				
	WRITE	Write a sentence with: money Write a question with: song				

TUESDAY ACTIVITY 1




	LOOK & SAY	poor	magic	money	about	giant
--	------------	------	-------	-------	-------	-------


	SOUND OUT	car	far	tar	hard
		scar	star	jar	dark
	READ	I see a <u>car</u> . I see a <u>car</u> on the <u>tar</u> road. I see a <u>car</u> on the <u>dark tar</u> road. It has a <u>star</u> . The <u>car</u> has a <u>star</u> . I see a <u>car</u> with a <u>star</u> on the <u>dark tar</u> road. Can you see the <u>car</u> ? Can you see the <u>car</u> on the <u>tar</u> road? Can you see the <u>car</u> on the <u>dark tar</u> road? Can you see the <u>car</u> with the <u>star</u> on the <u>dark tar</u> road?			
	WRITE	1. What can I see? I can see a ____. 2. Where is the car? The car is on the _____.			

TUESDAY ACTIVITY 2

	READ	Read the  and  words from Activity 1.
	WRITE	Write a sentence with: star Write a question with: about




WEDNESDAY ACTIVITY 1

	LOOK & SAY	poor	magic	money	about	giant
	SOUND OUT	fork	born	storm	torch	
		short	sport	sort	north	
	READ	I have a <u>fork</u> . I will eat with the <u>fork</u> . I will eat <u>pork</u> with the <u>fork</u> . Will you eat with me? Will you eat <u>pork</u> with a <u>fork</u> with me? I am not poor. I have lots of money. I can eat lots of <u>pork</u> . I like to eat <u>pork</u> . I like to eat <u>pork</u> with a <u>fork</u> . I like to eat lots of <u>pork</u> with a <u>fork</u> . Do you like to eat <u>pork</u> ? Do you like to eat <u>pork</u> with a <u>fork</u> ? Do you like to eat lots of <u>pork</u> with a <u>fork</u> ?				

	WRITE	<p>3. What will I eat with? I will eat with a ____.</p> <p>4. What do I like to eat? I like to eat ____.</p>
--	--------------	--


WEDNESDAY ACTIVITY 2

	READ	Read the  and  words from Activity 1.
--	-------------	---





	WRITE	Write the  words and  words in your dictionary. Write a sentence with: sport Write a question with: money
--	--------------	---

THURSDAY ACTIVITY 1

	LOOK & SAY	poor	magic	money	about	giant
	SOUND OUT	sort	born	storm		short
		dark	hard	star		far

	READ	<div data-bbox="370 1061 1024 1756" data-label="Image"> </div> <p>Jack is poor. Jack and his mom are poor. They have no money. They thought. They thought about the giant. They thought about the giant that took their magic hen. They wished for their magic hen back. Jack will go. He will go to the giant. He will go to get the magic hen. He will go to get the magic hen back from the giant. Jack and his mom are not poor anymore. They have the magic hen! Jack took the magic hen from the giant!</p>
--	-------------	---





THURSDAY ACTIVITY 2

	READ	Read the  and  words from Activity 1.
	WRITE	<ol style="list-style-type: none">1. Who is poor? _____ and his _____ are poor.2. Who took their magic hen? The _____ took their magic hen.3. Who will go get the magic hen? _____ will go get the magic hen.4. Why are Jack and his mom not poor anymore? Jack and his mom are not poor anymore because _____.5. How did they get the magic hen back? _____ took the magic hen from the _____.

FRIDAY ACTIVITY 1

	READ	Read all the  and  words again.
	READ	Read the story from Thursday Activity 1.







FRIDAY ACTIVITY 2

	READ	Read all the  and  words again.
	WRITE	Write the sentences in your book. Fix the mistakes. <ol style="list-style-type: none">1. jack and his mom are poor2. he will go to get the magic hen back from the giant3. jack took the magic hen from the giant






HOME LANGUAGE WORKSHEET
ENGLISH GRADE 3 TERM 1

WEEK 10


MONDAY ACTIVITY 1

	LOOK & SAY	picture	colourful	words	read	write
	SOUND OUT	ship	must	great	story	
		book	hard	chair	with	
	READ	I <u>must</u> look. I <u>must</u> look at the <u>book</u> . I <u>must</u> look at the <u>book</u> about <u>ships</u> . I <u>must</u> sit. I <u>must</u> sit on the <u>chair</u> . I <u>must</u> sit on the <u>chair</u> and look. I <u>must</u> sit on the <u>chair</u> and look at the <u>book</u> . I <u>must</u> sit on the <u>chair</u> and look at the <u>book</u> about <u>ships</u> . I <u>must</u> read. I <u>must</u> sit and read. I <u>must</u> sit and read the <u>story</u> in the <u>book</u> about <u>ships</u> .				
	WRITE	Write the  and  words in your dictionary.				

MONDAY ACTIVITY 2

	READ	Read the  and  words from Activity 1.
	READ	I like to read. I like to read I like to read. I <u>must</u> read a <u>story</u> . I <u>must</u> read a <u>story</u> about a king. I <u>must</u> read a <u>story</u> about a king and his <u>ship</u> . I <u>must</u> read a <u>story</u> about a <u>great</u> king and his colourful <u>ship</u> . I will read <u>with</u> my mom. My mom also likes to read. My mom will read the <u>story</u> <u>with</u> me. She will read the <u>story</u> about the king and his <u>ship</u> <u>with</u> me. She will read the <u>story</u> about the <u>great</u> king and his colourful <u>ship</u> <u>with</u> me.
	WRITE	Write a sentence with: picture Write a question with: hard

TUESDAY ACTIVITY 1

	LOOK & SAY	picture	colourful	words	read	write
--	------------	---------	-----------	-------	------	-------


	SOUND OUT	turn	nurse	hurt	burn
		burnt	burst	church	surf
	READ	I <u>hurt</u> my leg. I <u>hurt</u> my leg in <u>church</u> . I <u>burnt</u> my leg. I <u>burnt</u> my leg in <u>church</u> . How did you <u>hurt</u> your leg? How did you <u>hurt</u> your leg in <u>church</u> ? How did you <u>burn</u> your leg? How did you <u>burn</u> your leg in <u>church</u> ? You must go to the <u>nurse</u> . The <u>nurse</u> will help you. The <u>nurse</u> will help you with your leg. The <u>nurse</u> will help you with your <u>burnt</u> leg.			
	WRITE	1. Where did I burn my leg? I burnt my leg in ____. 2. Who must I go to? I must go to the ____.			

TUESDAY ACTIVITY 2

	READ	Read the and words from Activity 1.
	WRITE	Write a sentence with: write Write a question with: church




WEDNESDAY ACTIVITY 1

	LOOK & SAY	picture	colourful	words	read	write
	SOUND OUT	bird	third	thirst	thirsty	
		chirp	first	shirt	skirt	
	READ	I see a <u>bird</u> . I see a colourful <u>bird</u> . The <u>bird</u> will <u>chirp</u> . The colourful <u>bird</u> will <u>chirp</u> . Can you see the <u>bird</u> ? Can you see the colourful <u>bird</u> ? Can you hear the <u>bird</u> ? Can you hear the colourful <u>bird chirp</u> ? I will write a story. I will write a story about the <u>bird</u> . I will write a story about the colourful <u>bird</u> . Will you read my story? Will you read my story about the colourful <u>bird</u> ?				



	WRITE	<p>3. What kind of bird do I see? I see a _____ bird.</p> <p>4. What will the colourful bird do? I colourful bird will _____.</p>
--	--------------	---


WEDNESDAY ACTIVITY 2

	READ	Read the  and  words from Activity 1.
--	-------------	---





	WRITE	Write the  words and  words in your dictionary. Write a sentence with: first Write a question with: thirsty
--	--------------	---

THURSDAY ACTIVITY 1

	LOOK & SAY	picture	colourful	words	read	write
	SOUND OUT	turn	hurt	burnt		burst
		first	thirsty	bird		shirt

	READ	<div data-bbox="395 1070 1074 1686" data-label="Image"> </div> <p data-bbox="1137 1055 1505 1753"> Stacey likes to read. Stacey likes to look at pictures. She likes to look at colourful pictures. She likes to look at the colourful pictures in books. Stacey likes to write. She likes to write stories. Stacey writes </p> <p data-bbox="368 1765 1505 1933"> words to make a story. She writes words to make a great story. Her dream is to write. Her dream is to write a book. She works hard. She works hard to write a book! </p>
--	-------------	---





THURSDAY ACTIVITY 2

	READ	Read the  and  words from Activity 1.
	WRITE	<ol style="list-style-type: none">Who likes to read? _____ likes to read.What does Stacey like to look at? She likes to look at _____.Who likes to write? _____ likes to write.What does Stacey write to make a story? Stacey writes _____ to make a story.What does Stacey work hard to do? Stacey works hard to _____.

FRIDAY ACTIVITY 1

	READ	Read all the  and  words again.
	READ	Read the story from Thursday Activity 1.

FRIDAY ACTIVITY 2






	READ	Read all the  and  words again.
	WRITE	Write the sentences in your book. Fix the mistakes. <ol style="list-style-type: none">stacey writes words to make a storyher dream is to write a bookshe works hard to write a book

HOME LANGUAGE WORKSHEET






ENGLISH GRADE 3 TERM 1

WEEK 3



MONDAY ACTIVITY 1



	LOOK & SAY	eat	phone	scared	help	friend
	SOUND OUT	call	fun	not	see	
		think	mad	cross	glad	
	READ	I am <u>glad</u> . I am <u>glad</u> to <u>see</u> you are <u>not</u> <u>mad</u> . I am <u>glad</u> to <u>see</u> you are <u>not</u> <u>cross</u> . It is <u>not</u> <u>fun</u> to be <u>mad</u> . It is <u>not</u> <u>fun</u> to be <u>cross</u> . It is <u>fun</u> to be <u>glad</u> . Do you <u>think</u> it is <u>fun</u> ? Do you <u>think</u> it is <u>fun</u> to be <u>mad</u> ? Do you <u>think</u> it is <u>fun</u> to be <u>cross</u> ? I do <u>not</u> <u>think</u> it is <u>fun</u> to be <u>mad</u> and <u>cross</u> .				
	WRITE	Write the  and  words in your dictionary.				

MONDAY ACTIVITY 2





	READ	Read the  and  words from Activity 1.
	READ	Can I <u>call</u> you? Can I <u>call</u> you <u>mad</u> ? Is it <u>fun</u> ? Is it <u>fun</u> to <u>call</u> you <u>mad</u> ? It is <u>not</u> . It is <u>not</u> <u>fun</u> . It is <u>not</u> <u>fun</u> to <u>call</u> you <u>mad</u> . You will be <u>cross</u> . You will be <u>cross</u> if I <u>call</u> you <u>mad</u> . You will <u>not</u> be <u>glad</u> . You will <u>not</u> be <u>glad</u> if I <u>call</u> you <u>mad</u> . I will <u>not</u> <u>call</u> you. I will <u>not</u> <u>call</u> you <u>mad</u> .
	WRITE	Write a sentence with: help Write a question with: think

TUESDAY ACTIVITY 1





	LOOK & SAY	eat	phone	scared	help	friend
	SOUND OUT	stop	stand	must	just	
		strong	rust	bust	strap	

	READ	I <u>must stop</u> . I <u>must just stop</u> . I <u>must stop</u> and think. I <u>must just stop</u> and think. <u>Must I help</u> ? <u>Must I stop</u> to help? <u>Must I stop</u> to help my friend. My friend will be glad. My friend will be glad if I <u>stop</u> . My friend will be glad if I <u>stop</u> to help. He will not be mad. He will not be mad if I <u>stop</u> . He will not be mad if I <u>stop</u> to help.
	WRITE	1. Who must I stop and help? I must stop and help my _____. 2. How will my friend feel if I stop and help? My friend will feel _____ if I stop and help.







TUESDAY ACTIVITY 2

	READ	Read the  and  words from Activity 1.
	WRITE	Write a sentence with: eat Write a question with: strong



WEDNESDAY ACTIVITY 1



	LOOK & SAY	eat	phone	scared	help	friend
	SOUND OUT	boat	coat	road	goat	
	READ	I see a <u>boat</u> . I see a <u>boat</u> on the <u>road</u> . I see a <u>goat</u> in the <u>boat</u> on the <u>road</u> ! Can you see the <u>boat</u> ? Can you see the <u>boat</u> on the <u>road</u> ? Can you the <u>goat</u> in the <u>boat</u> on the <u>road</u> ? Must we help? Must we help the <u>goat</u> ? Must we help the <u>goat</u> in the <u>boat</u> ? Must we help the <u>goat</u> in the <u>boat</u> on the <u>road</u> ?				
	WRITE	1. Where is the boat? The boat is in the _____. 2. What is in the boat? The _____ is in the boat.				

WEDNESDAY ACTIVITY 2





	READ	Read the  and  words from Activity 1.
	WRITE	Write the  words and  words in your dictionary. Write a sentence with: friend Write a question with: soap

THURSDAY ACTIVITY 1





	LOOK & SAY	eat	phone	scared	help	friend			
	SOUND OUT	stop		must		just		bust	
		boast		boat		road		coat	

	READ	 <p>The fish are scared. The fish are scared for their friend. The fish <u>must</u> help. The fish <u>must</u> help their friend. They <u>must</u> <u>stop</u> and help their friend! They <u>must</u> <u>phone</u>. They <u>must</u> <u>just</u> <u>phone</u>. They <u>must</u> <u>just</u> <u>phone</u> Wendy. They <u>must</u> <u>just</u> <u>phone</u> Wendy to help. They <u>must</u> <u>just</u> <u>phone</u> Wendy to help their friend. The shark <u>must</u> not eat their friend. Wendy <u>must</u> <u>stop</u> the shark! Will Wendy <u>stop</u> the shark? Will Wendy help?</p>	<p>The fish are scared. The fish are scared for their friend. The fish <u>must</u> help. The fish <u>must</u> help their friend. They <u>must</u> <u>stop</u> and help their friend! They <u>must</u> <u>phone</u>. They <u>must</u> <u>just</u> <u>phone</u>. They <u>must</u> <u>just</u> <u>phone</u> Wendy. They <u>must</u> <u>just</u> <u>phone</u> Wendy to help. They <u>must</u> <u>just</u> <u>phone</u> Wendy to help their friend. The shark <u>must</u> not eat their friend. Wendy <u>must</u> <u>stop</u> the shark! Will Wendy <u>stop</u> the shark? Will Wendy help?</p>
---	------	---	--





THURSDAY ACTIVITY 2

	READ	Read the  and  words from Activity 1.
	WRITE	<ol style="list-style-type: none">1. Who is scared? The _____ are scared.2. Who are they scared for? They are scared for their _____.3. Who must they phone? They must phone _____.4. Who wants to eat their friend? The _____ wants to eat their friend.5. Who must stop the shark? _____ must stop the shark.

FRIDAY ACTIVITY 1

	READ	Read all the  and  words again.
	READ	Read the story from Thursday Activity 1.

FRIDAY ACTIVITY 2







	READ	Read all the  and  words again.
	WRITE	Write the sentences in your book. Fix the mistakes. <ol style="list-style-type: none">1. they must stop and help their friend2. they must just phone wendy to help3. will wendy stop the shark

HOME LANGUAGE WORKSHEET






ENGLISH GRADE 3 TERM 1

WEEK 4



MONDAY ACTIVITY 1


	LOOK & SAY	please	ruin	why	knock	sorry
	SOUND OUT	strong	goat	roast	must	
		stop	soak	road	toad	
	READ	<p><u>Must I roast?</u> <u>Must I roast</u> the <u>goat</u>? <u>Must I soak</u> the <u>goat</u>? <u>Must I soak</u> and <u>roast</u> the <u>goat</u>? You <u>must stop</u>! You <u>must not roast</u> the <u>goat</u>. You <u>must not soak</u> the <u>goat</u>. You <u>must not soak</u> and <u>roast</u> the <u>goat</u>. Why <u>must I not roast</u> the <u>goat</u>? Why <u>must I not soak</u> the <u>goat</u>? Why <u>must I not soak</u> and <u>roast</u> the <u>goat</u>?</p>				
	WRITE	Write the  and  words in your dictionary.				


MONDAY ACTIVITY 2

	READ	Read the  and  words from Activity 1.				
	READ	<p>Can you see the <u>toad</u>? Can you see the <u>toad</u> in the <u>road</u>? The <u>toad</u> is <u>strong</u>. The <u>toad</u> in the <u>road</u> is <u>strong</u>. <u>Must I stop</u>? <u>Must I stop</u> so you can see? I will <u>stop</u>. I will <u>stop</u> so you can see. I will <u>stop</u> so you can see the <u>toad</u>. I will <u>stop</u> so you can see the <u>toad</u> in the <u>road</u>. I will <u>stop</u> so you can see the <u>strong toad</u> in the <u>road</u>.</p>				
	WRITE	<p>Write a sentence with: knock Write a question with: stop</p>				

TUESDAY ACTIVITY 1


	LOOK & SAY	please	ruin	why	knock	sorry
	SOUND OUT	drip	drop	drag	drum	
		drink	dream	dress	drift	

	READ	<p>I must not <u>drip</u> the <u>drink</u>. I must not <u>drip</u> the <u>drink</u> on her <u>dress</u>. I must not <u>drag</u>. I must not <u>drag</u> her <u>dress</u>. I must not <u>drop</u>. I must not <u>drop</u> her <u>dress</u>. It will ruin her <u>dress</u>. It will ruin her <u>dress</u> if I <u>drip</u> the <u>drink</u> on it. It will ruin her <u>dress</u> if I <u>drag</u> it. It will ruin her <u>dress</u> if I <u>drop</u> it. She will be sad. She will be sad if I ruin her <u>dress</u>.</p>
---	-------------	---

	WRITE	<p>1. What must I not ruin? I must not ruin her _____.</p> <p>2. How will she feel if I ruin her dress? She will feel _____ if I ruin her dress.</p>
---	--------------	--


TUESDAY ACTIVITY 2


	READ	Read the  and  words from Activity 1.
---	-------------	---


	WRITE	Write a sentence with: drum Write a question with: why
--	--------------	---

WEDNESDAY ACTIVITY 1







	LOOK & SAY	please	ruin	why	knock	sorry
---	-----------------------	--------	------	-----	-------	-------

	SOUND OUT	tree	seem	queen	weed
		street	free	speed	sweet

	READ	<p>I see a <u>queen</u>. I see a <u>sweet queen</u> in the <u>tree</u>. I see a <u>sweet queen</u> in the <u>tree</u> by the <u>street</u>. Why is the <u>sweet queen</u> in the <u>tree</u>? Why is the <u>sweet queen</u> in the <u>tree</u> by the <u>street</u>? The <u>queen</u> wants to be <u>free</u>. The <u>sweet queen</u> wants to be <u>free</u>. She wants to be <u>free</u> to sit in the <u>tree</u>. Why does the <u>sweet queen</u> want to be <u>free</u> to sit in the <u>tree</u>?</p>
---	-------------	---



	WRITE	<p>1. Where is the queen? The queen is in the ____.</p> <p>2. Why is the queen in the tree? The queen is in the tree because she wants to be ____.</p>
---	--------------	--

WEDNESDAY ACTIVITY 2





	READ	Read the  and  words from Activity 1.
	WRITE	Write the  words and  words in your dictionary. Write a sentence with: queen Write a question with: please

THURSDAY ACTIVITY 1





	LOOK & SAY	please	ruin	why	knock	sorry
	SOUND OUT	dream	drink	drop	drag	
		seem	sweet	speed	street	

	READ	<div style="display: flex; align-items: center;">  <div style="margin-left: 20px;"> <p>Mbuso has a dream. He has a dream to build a big sandcastle. The girl will come. She will come to knock it down. She is not sweet! She is not a sweet girl! Why will she knock the sandcastle? Why will she knock the sandcastle down? She will run with speed. She will run with speed and knock it down. How will Mbuso feel? Will the girl say sorry? Will the girl say sorry to Mbuso?</p> </div> </div>
---	-------------	---





THURSDAY ACTIVITY 2

	READ	Read the  and  words from Activity 1.
	WRITE	<ol style="list-style-type: none">Who has a dream to build a big sandcastle? _____ has a dream to build a big sandcastle.What will the girl do to the sandcastle? The girl will _____ the sandcastle down.How will she run? She will run with _____.Is the girl a sweet girl? Yes/No, The girl is/ is not a sweet girl.Do you think the girl should say sorry to Mbuso? Yes/ No, I do/do not think the girl should say sorry to Mbuso.

FRIDAY ACTIVITY 1

	READ	Read all the  and  words again.
	READ	Read the story from Thursday Activity 1.

FRIDAY ACTIVITY 2







	READ	Read all the  and  words again.
	WRITE	Write the sentences in your book. Fix the mistakes. <ol style="list-style-type: none">she is not sweethow will mbuso feelwill the girl say sorry to mbuso

HOME LANGUAGE WORKSHEET






ENGLISH GRADE 3 TERM 1

WEEK 5

MONDAY ACTIVITY 1



	LOOK & SAY	over	hurt	won	shoes	like
	SOUND OUT	feel	dream	drink	free	
		drop	street	drift	speed	
	READ	I like to <u>feel free</u> . I like to <u>dream of speed</u> . I like to <u>feel free and dream of speed</u> in the <u>street</u> . I like to <u>feel free and dream of speed</u> in the <u>street</u> , but I do not want to get hurt. I will just <u>dream</u> . I will just <u>dream of speed</u> . I will just <u>dream of speed</u> in the <u>street</u> .				
	WRITE	Write the  and  words in your dictionary.				

MONDAY ACTIVITY 2





	READ	Read the  and  words from Activity 1.
	READ	I must not <u>drop my drink</u> . I must not <u>drop my drink</u> in the <u>street</u> . My mom will not like it. She will not like it if I <u>drop my drink</u> . She will not like it if I <u>drop my drink</u> in the <u>street</u> . I will <u>feel bad</u> . I will <u>feel bad</u> if I <u>drop my drink</u> . I will <u>feel bad</u> if I <u>drop my drink</u> in the <u>street</u> . I will <u>feel bad</u> if I make my mom mad.
	WRITE	Write a sentence with: won Write a question with: drop

TUESDAY ACTIVITY 1




	LOOK & SAY	over	hurt	won	shoes	like
	SOUND OUT	grab	grin	groan	green	
		grass	grand	great	grade	


	READ	I feel <u>great</u> . I feel <u>grand</u> . I feel <u>great</u> and <u>grand</u> . I feel <u>great</u> and <u>grand</u> to be in the next <u>grade</u> . I <u>grin</u> . I <u>grin</u> when I feel <u>great</u> . I <u>grin</u> when I feel <u>grand</u> . I <u>grin</u> when I feel <u>great</u> and <u>grand</u> . Do you <u>grin</u> ? Do you <u>grin</u> when you feel <u>great</u> ? Do you <u>grin</u> when you feel <u>grand</u> ? Do you <u>grin</u> when you feel <u>great</u> and <u>grand</u> ?
	WRITE	1. How do I feel? I feel ____ and ____. 2. What do I do when I feel great and grand? I ____ when I feel great and grand.

TUESDAY ACTIVITY 2

	READ	Read the  and  words from Activity 1.
	WRITE	Write a sentence with: shoes Write a question with: grade







WEDNESDAY ACTIVITY 1

	LOOK & SAY	over	hurt	won	shoes	like			
	SOUND OUT	moon		spoon		soon		groom	
		loom		pool		zoom		food	
	READ	I like to eat <u>food</u> . I like to eat <u>food</u> in the <u>pool</u> . I like to eat <u>food</u> in the <u>pool</u> with a <u>spoon</u> . I drop <u>food</u> . I drop <u>food</u> in the <u>pool</u> . My dad will not like it. He will not like <u>food</u> in the <u>pool</u> . I must not eat in the <u>pool</u> . I must not eat <u>food</u> in the <u>pool</u> . I must not eat <u>food</u> in the <u>pool</u> with a <u>spoon</u> . I must not drop <u>food</u> in the <u>pool</u> !							



	WRITE	1. Where do I like to eat food? I like to eat food in the ____.
---	-------	--



		2. What do I drop in the pool? I drop _____ in the pool.
--	--	---

WEDNESDAY ACTIVITY 2




	READ	Read the  and  words from Activity 1.
	WRITE	Write the  words and  words in your dictionary. Write a sentence with: moon Write a question with: like


THURSDAY ACTIVITY 1

	LOOK & SAY	over	hurt	won	shoes	like
	SOUND OUT	grand	grin	great	green	
		zoom	soon	loom	food	





	READ	 <p>Zodwa like to run. Zodwa is a <u>great</u> runner. She has no shoes. Her feet hurt. Her feet hurt when she runs with no shoes. The lady will give her shoes. She will give her <u>green</u> shoes. Zodwa will be the best runner with her <u>green</u> shoes! She <u>zoomed</u> down the track. She <u>zoomed</u> down the track with her <u>green</u> shoes. She won! Zodwa won! Zodwa feels <u>great</u>! She feels <u>grand</u>!</p>
---	-------------	---

THURSDAY ACTIVITY 2





	READ	Read the  and  words from Activity 1.
	WRITE	1. What does Zodwa like to do?

		<p>Zodwa likes to _____.</p> <p>2. Who is a great runner? _____ is a great runner.</p> <p>3. Who will give her shoes? The _____ will give her shoes.</p> <p>4. What colour shoes will Zodwa get? Zodwa will get _____ shoes.</p> <p>5. Who won the race? _____ won the race.</p>
---	--	--

FRIDAY ACTIVITY 1

	<p>READ</p>	<p>Read all the  and  words again.</p>
	<p>READ</p>	<p>Read the story from Thursday Activity 1.</p>

FRIDAY ACTIVITY 2






	<p>READ</p>	<p>Read all the  and  words again.</p>
	<p>WRITE</p>	<p>Write the sentences in your book. Fix the mistakes.</p> <ol style="list-style-type: none"> 1. zodwa will be the best runner with her green shoes 2. she zoomed down the track 3. zodwa feels great

HOME LANGUAGE WORKSHEET






ENGLISH GRADE 3 TERM 1

WEEK 6

MONDAY ACTIVITY 1

	LOOK & SAY	different	dance	beauty	because	one
	SOUND OUT	grass	green	great		grin
		moon	soon	food		spoon
	READ	<p>I will dance. I will dance on the <u>grass</u>. I will dance on the <u>green grass</u>. I will dance on the <u>green grass</u> under the <u>moon</u>. I will dance on the <u>green grass</u> under the <u>moon</u> with a <u>spoon</u>. I will dance a <u>great</u> dance on the <u>green grass</u> under the <u>moon</u> with a <u>spoon</u>. I will dance <u>soon</u>. <u>Soon</u> I will dance a <u>great</u> dance on the <u>green grass</u> under the <u>moon</u> with a <u>spoon</u>.</p>				
	WRITE	Write the  and  words in your dictionary.				

MONDAY ACTIVITY 2

	READ	Read the  and  words from Activity 1.				
	READ	<p>I <u>grin</u>. I <u>grin</u> at the <u>moon</u>. I <u>grin</u> at the <u>great moon</u>. Do you <u>grin</u>? Do you <u>grin</u> at the <u>great moon</u>? I <u>grin</u> because the <u>moon</u> is full of beauty I <u>grin</u> at the <u>great moon</u> because it is full of beauty. Do you think the <u>moon</u> is full of <u>beauty</u>? Do you <u>grin</u> at the <u>great moon</u> because it is full of beauty? You must <u>grin</u> at the <u>great moon</u> because it is full of beauty!</p>				
	WRITE	<p>Write a sentence with: soon Write a question with: different</p>				

TUESDAY ACTIVITY 1

	LOOK & SAY	different	dance	beauty	because	one
--	------------	-----------	-------	--------	---------	-----


	SOUND OUT	ship	shop	shin	shot
		bash	mash	fish	wish
	READ	<p>I <u>wish</u>. I <u>wish</u> I can go on a <u>ship</u>. I <u>wish</u> I can go on a big <u>ship</u>. I <u>wish</u> I can go on a big <u>ship</u> that has a <u>shop</u>. I <u>wish</u> I can go on a big <u>ship</u> so I can <u>fish</u>. Do you <u>wish</u>? Do you <u>wish</u> to go on a <u>ship</u>? Do you <u>wish</u> to go on a big <u>ship</u>? Do you <u>wish</u> to go on a big <u>ship</u> that has a <u>shop</u>? Do you <u>wish</u> to go on a big <u>ship</u> so you can <u>fish</u>?</p>			
	WRITE	<p>1. What do I wish I can go on? I wish I can go on a _____.</p> <p>2. What do I want to do on the big ship? I want to _____ on the big ship.</p>			

TUESDAY ACTIVITY 2

	READ	Read the and words from Activity 1.
	WRITE	Write a sentence with: because Write a question with: mash




WEDNESDAY ACTIVITY 1

	LOOK & SAY	different	dance	beauty	because	one
	SOUND OUT	thin	thick	thud	three	
		moth	with	math	bath	
	READ	<p>I see a <u>moth</u>. I see a <u>moth</u> on the <u>bath</u>. I see the <u>moth</u> on the <u>bath</u> <u>with</u> <u>thin</u> wings. I see the <u>moth</u> <u>with</u> the <u>thin</u> wings dance on the <u>bath</u>. Can you see the <u>moth</u>? Can you see the <u>moth</u> on the <u>bath</u>? Can you see the <u>moth</u> on the <u>bath</u> <u>with</u> the <u>thin</u> wings? Can you see the <u>moth</u> <u>with</u> the <u>thin</u> wings dance on the <u>bath</u>? Why is the <u>moth</u> on the <u>bath</u>? Why is the <u>moth</u> <u>with</u> the <u>thin</u> wings on the <u>bath</u>?</p>				

	WRITE	<p>1. What can I see? I can see a ____.</p> <p>2. Where is the moth? The moth is on the ____.</p>
---	--------------	---


WEDNESDAY ACTIVITY 2

	READ	Read the  and  words from Activity 1.
---	-------------	---

	WRITE	Write the  words and  words in your dictionary. Write a sentence with: three Write a question with: one
---	--------------	---


THURSDAY ACTIVITY 1

	LOOK & SAY	different	dance	beauty	because	one
	SOUND OUT	with	thin	thick	three	
		shin	wish	bash	shop	

	READ	<div data-bbox="416 1093 799 1771" data-label="Image"> </div> <p>Musa likes to dance. He is different. He is different because he has only one leg! He is not scared to dance. He is not scared to dance <u>with</u> one leg. He dances <u>with</u> beauty. He had a dream. He had a <u>wish</u>. He wanted to be the best. He wanted to be the best dancer! He had a dream and a <u>wish</u> to be the best dancer. Did Musa stop? He did not stop because he had only one leg!</p>
---	-------------	--

THURSDAY ACTIVITY 2

	READ	Read the  and  words from Activity 1.
---	-------------	---

	<p style="text-align: center;">WRITE</p>	<ol style="list-style-type: none"> 1. What does Musa like to do? Musa likes to _____. 2. Why is Musa different? Musa is different because _____. 3. How does Musa dance? Musa dances with _____. 4. What did Musa want to be? Musa wanted to be the _____. 5. Did Musa stop because he only had one leg? Yes/No, Musa did/did not stop because he only had one leg.
---	---	--


FRIDAY ACTIVITY 1

	<p style="text-align: center;">READ</p>	<p>Read all the  and  words again.</p>
---	--	--

	<p style="text-align: center;">READ</p>	<p>Read the story from Thursday Activity 1.</p>
--	--	---

FRIDAY ACTIVITY 2







	<p style="text-align: center;">READ</p>	<p>Read all the  and  words again.</p>
---	--	--

	<p style="text-align: center;">WRITE</p>	<p>Write the sentences in your book. Fix the mistakes.</p> <ol style="list-style-type: none"> 1. he is different because he has only one leg 2. he wanted to be the best dancer 3. did musa stop
---	---	---






HOME LANGUAGE WORKSHEET
ENGLISH TERM 1

WEEK 7

MONDAY ACTIVITY 1




	LOOK & SAY	always	special	toy	idea	hair
	SOUND OUT	with	three	thin	bath	
		wish	shop	bash	fish	
	READ	I <u>wish</u> . I <u>wish</u> I had <u>three</u> <u>fish</u> . I <u>wish</u> I had <u>three</u> <u>fish</u> in my <u>bath</u> . I <u>wish</u> I had <u>three</u> <u>fish</u> to swim <u>with</u> me. I <u>wish</u> I had <u>three</u> <u>fish</u> to swim <u>with</u> me in the <u>bath</u> . Do you <u>wish</u> you had <u>fish</u> ? Do you <u>wish</u> you had <u>fish</u> in the <u>bath</u> ? Do you <u>wish</u> you had <u>fish</u> to swim <u>with</u> you? Do you <u>wish</u> you had <u>fish</u> to swim in the <u>bath</u> <u>with</u> you?				
	WRITE	Write the  and  words in your dictionary.				

MONDAY ACTIVITY 2





	READ	Read the  and  words from Activity 1.				
	READ	I will go. I will go to the <u>shop</u> . I will go to the <u>shop</u> <u>with</u> my mom. I will go to the <u>fish</u> <u>shop</u> . I will go to the <u>fish</u> <u>shop</u> <u>with</u> my mom. I will go to the <u>fish</u> <u>shop</u> <u>with</u> my mom because she wants to eat <u>fish</u> . I will go to the <u>fish</u> <u>shop</u> <u>with</u> my mom because she wants to eat <u>fish</u> for dinner. I like to eat <u>fish</u> . I like to eat <u>fish</u> for dinner. Do you like to eat <u>fish</u> ? Do you like to eat <u>fish</u> for dinner?				
	WRITE	Write a sentence with: toy Write a question with: thin				

TUESDAY ACTIVITY 1




	LOOK & SAY	always	special	toy	idea	hair
--	------------	--------	---------	-----	------	------


	SOUND OUT	chin	chop	chip	chain
		rich	such	much	chair
	READ	I sit. I always sit. I sit on my <u>chair</u> . I always sit on my <u>chair</u> . I sit on my <u>chair</u> and eat my <u>chips</u> . I always sit on my <u>chair</u> and eat my <u>chips</u> . I sit on my <u>chair</u> and eat my <u>chop</u> . I always sit on my <u>chair</u> and eat my <u>chop</u> . I sit on my <u>chair</u> and I eat my <u>chips</u> and my <u>chop</u> . I always sit on my <u>chair</u> and eat my <u>chips</u> and my <u>chop</u> .			
	WRITE	1. Where do I always sit? I always sit on my _____. 2. What do I always eat? I always my _____ and my _____.			

TUESDAY ACTIVITY 2







	READ	Read the  and  words from Activity 1.
	WRITE	Write a sentence with: chin Write a question with: hair

WEDNESDAY ACTIVITY 1



	LOOK & SAY	always	special	toy	idea	hair
	SOUND OUT	crib	crab	crop	crack	
		crash	crunch	cry	cried	
	READ	I hear a <u>crash</u> . I hear a <u>crunch</u> . I see a <u>crab</u> . I see a <u>crab</u> <u>crunch</u> my <u>chips</u> . I see a <u>crab</u> <u>crack</u> my <u>chips</u> . I see a big <u>crab</u> <u>crunch</u> and <u>crack</u> my <u>chips</u> ! I <u>cried</u> . I <u>cried</u> when the <u>crab</u> <u>crunched</u> my <u>chips</u> . I <u>cried</u> when the <u>crab</u> <u>cracked</u> my <u>chips</u> . I <u>cried</u> when the <u>crab</u> <u>crunched</u> and <u>cracked</u> my <u>chips</u> . Do you think you would <u>cry</u> ? Would you <u>cry</u> if a <u>crab</u> <u>crunched</u> and <u>cracked</u> your <u>chips</u> ?				



	WRITE	<p>1. What can I see? I can see a ____.</p> <p>2. What did I do when the crab crunched and cracked my chips? I _____ when the crab crunched and cracked my chips.</p>
--	--------------	---

WEDNESDAY ACTIVITY 2





	READ	Read the  and  words from Activity 1.
	WRITE	Write the  words and  words in your dictionary. Write a sentence with: idea Write a question with: cry

THURSDAY ACTIVITY 1

	LOOK & SAY	always	special	toy	idea	hair
	SOUND OUT	chop	much	chair		such
		cry	cried	crash		crop

	READ	<div style="display: flex; align-items: center;">  <div style="margin-left: 20px;"> <p>Marie has a special toy. Teddy is her special toy. Marie always had Teddy with her. One day Josh had an idea. He will cut Teddy's hair! He will take Teddy and <u>chop</u> his hair. He thinks it is <u>such</u> a good idea! Do you think it is a good idea? Marie will <u>cry</u>. Marie will <u>cry</u> when she sees Teddy. Marie did <u>cry</u>. Marie <u>cried</u> when she saw Teddy. It was not <u>such</u> a good idea to <u>chop</u> Teddy's hair.</p> </div> </div>
--	-------------	---





THURSDAY ACTIVITY 2

	READ	Read the  and  words from Activity 1.
	WRITE	<ol style="list-style-type: none">1. Who is Marie's special toy? _____ is Marie's special toy.2. Who had an idea? _____ had an idea.3. What will Josh do to Teddy's hair? Josh will _____ Teddy's hair.4. What will Marie do when she sees Teddy? Marie will _____ when she sees Teddy.5. Was it a good idea to chop Teddy's hair? Yes/No, it was/ was not a good idea to chop Teddy's hair.

FRIDAY ACTIVITY 1

	READ	Read all the  and  words again.
	READ	Read the story from Thursday Activity 1.


FRIDAY ACTIVITY 2

	READ	Read all the  and  words again.
	WRITE	Write the sentences in your book. Fix the mistakes. <ol style="list-style-type: none">1. he will cut teddy's hair2. do you think it is a good idea3. it was not such a good idea to chop teddy's hair






HOME LANGUAGE WORKSHEET
ENGLISH GRADE 3 TERM 1

WEEK 8

MONDAY ACTIVITY 1




	LOOK & SAY	alone	leave	around	play	thought
	SOUND OUT	chin	chop	chain	much	
		crack	crash	cry	crab	
	READ	I will <u>cry</u> . I will <u>cry</u> if I <u>crack</u> my <u>chin</u> . I will <u>cry</u> if I <u>crack</u> my <u>chin</u> on the <u>chain</u> . I will <u>cry</u> . I will <u>cry</u> if I <u>crash</u> my <u>chin</u> . I will <u>cry</u> if I <u>crash</u> my <u>chin</u> on the <u>chain</u> . I will <u>cry</u> if I <u>crack</u> and <u>crash</u> my <u>chin</u> on the <u>chain</u> . Will you <u>cry</u> ? Will you <u>cry</u> if you <u>crack</u> your <u>chin</u> on the <u>chain</u> ? Will you <u>cry</u> if you <u>crash</u> your <u>chin</u> on the <u>chain</u> ?				
	WRITE	Write the  and  words in your dictionary.				

MONDAY ACTIVITY 2





	READ	Read the  and  words from Activity 1.				
	READ	The <u>crab</u> will <u>chop</u> . The <u>crab</u> will <u>crack</u> . The <u>crab</u> will <u>chop</u> and <u>crack</u> . What will the <u>crab</u> <u>chop</u> ? What will the <u>crab</u> <u>crack</u> ? What will the <u>crab</u> <u>chop</u> and <u>crack</u> ? The <u>crab</u> will <u>chop</u> the rock. The <u>crab</u> will <u>crack</u> the rock. The <u>crab</u> will <u>chop</u> and <u>crack</u> the rock. Will you <u>cry</u> ? Will you <u>cry</u> when the <u>crab</u> <u>chops</u> the rock? Will you <u>cry</u> when the <u>crab</u> <u>cracks</u> the rock?				
	WRITE	Write a sentence with: crash Write a question with: crab				

TUESDAY ACTIVITY 1



	LOOK & SAY	alone	leave	around	play	thought
--	------------	-------	-------	--------	------	---------


	SOUND OUT	stood	look	book	took
		shook	hook	foot	wood
	READ	I <u>stood</u> . I <u>stood</u> alone. I <u>stood</u> alone to <u>look</u> around. I <u>looked</u> . I <u>looked</u> at the <u>book</u> . I <u>looked</u> at the <u>book</u> with the <u>hook</u> . I <u>took</u> . I <u>took</u> the <u>book</u> . I <u>took</u> the <u>book</u> with the <u>hook</u> . I <u>shook</u> . I <u>shook</u> when I <u>looked</u> at the <u>book</u> . I <u>shook</u> when I <u>looked</u> at the <u>book</u> with the <u>hook</u> . I will leave the <u>book</u> . I will leave the <u>book</u> with the <u>hook</u> .			
	WRITE	1. Why did I stand alone? I stood alone to ____.			
		2. What did I do when I looked at the book with the hook? I ____ when I looked at the book with the hook.			


TUESDAY ACTIVITY 2

	READ	Read the  and  words from Activity 1.
	WRITE	Write a sentence with: foot Write a question with: play

WEDNESDAY ACTIVITY 1




	LOOK & SAY	alone	leave	around	play	thought
	SOUND OUT	sing	song	king	swing	
		sting	ring	sung	rang	

	READ	<p>I see the <u>king</u>. I see the <u>king sing</u>. I see the <u>king sing</u> a <u>song</u>. The <u>king</u> is on the <u>swing</u>. I see the <u>king</u> on the <u>swing</u>. I see the <u>king sing</u> on the <u>swing</u>. I see the <u>king sing</u> a <u>song</u> on the <u>swing</u>. He has a <u>ring</u>. I see the <u>king</u> with a <u>ring</u>. I see the <u>king</u> with a <u>ring</u> on the <u>swing</u>. I see the <u>king</u> with a <u>ring</u> <u>sing</u> a <u>song</u> on the <u>swing</u>.</p>
--	-------------	--



	WRITE	<p>1. Who can I see? I can see the ____.</p> <p>2. Where is the king? The king is on the ____.</p>
--	--------------	--


WEDNESDAY ACTIVITY 2

	READ	Read the  and  words from Activity 1.
--	-------------	---





	WRITE	Write the  words and  words in your dictionary. Write a sentence with: sting Write a question with: leave
---	--------------	---

THURSDAY ACTIVITY 1

	LOOK & SAY	alone	leave	around	play	thought
	SOUND OUT	stood	look	shook		took
		sing	sung	swing		ring

	READ	<div data-bbox="384 1451 746 1984" data-label="Image"> </div> <p>Fanisa thought no one will play with her. She stood with Ntsako. She did not want to be alone. She would not leave Ntsako alone. She stood with Ntsako all day. Fanisa thought no one will play with her because she looks different. Ntsako told Fanisa to leave her alone. She did not want Fanisa around all the time! Fanisa was so sad. She sat and cried alone.</p>
--	-------------	--





THURSDAY ACTIVITY 2

	READ	Read the  and  words from Activity 1.
	WRITE	<ol style="list-style-type: none">Who thought no one would play with her? _____ thought no one would play with her.Who did she stand with? She stood with _____.When did she stand with Ntsako? She stood with Ntsako _____.Why did Fanisa think no one would play with her? Fanisa thought no one would play with her because _____.How did Fanisa feel when Ntsako told her that she did not want her around all the time? Fanisa felt _____ when Ntsako told her that she did not want her around all the time.

FRIDAY ACTIVITY 1

	READ	Read all the  and  words again.
	READ	Read the story from Thursday Activity 1.

FRIDAY ACTIVITY 2

	READ	Read all the  and  words again.
	WRITE	Write the sentences in your book. Fix the mistakes. <ol style="list-style-type: none">she stood with ntsakontsako told fanisa to leave her aloneshe did not want fanisa around all the time






HOME LANGUAGE WORKSHEET
ENGLISH GRADE 3 TERM 1

WEEK 9


MONDAY ACTIVITY 1




	LOOK & SAY	poor	magic	money	about	giant
	SOUND OUT	sing	song	ring	swing	
		took	shook	stood	look	
	READ	I will <u>sing</u> . I will <u>sing</u> a <u>song</u> about a poor giant. I will <u>sing</u> a magic <u>song</u> about a poor giant. I will <u>sing</u> a magic <u>song</u> about a poor giant that had no money. Will you <u>sing</u> with me? Will you <u>sing</u> the <u>song</u> with me? Will you <u>sing</u> the <u>song</u> about a poor giant with me? Will you <u>sing</u> the magic <u>song</u> about a poor giant with me? Will you <u>sing</u> the magic <u>song</u> about a poor giant that had no money with me?				
	WRITE	Write the  and  words in your dictionary.				

MONDAY ACTIVITY 2





	READ	Read the  and  words from Activity 1.				
	READ	I <u>took</u> the <u>ring</u> . I <u>took</u> the magic <u>ring</u> . I <u>took</u> that magic <u>ring</u> to the <u>swing</u> . I will sit. I will sit on the <u>swing</u> . I will sit on the <u>swing</u> with the <u>ring</u> . I will sit n the <u>swing</u> with the magic <u>ring</u> . I will <u>look</u> . I will <u>look</u> at the <u>ring</u> . I will <u>look</u> at the <u>ring</u> as I sit on the <u>swing</u> . I will <u>look</u> at the magic <u>ring</u> as I sit on the <u>swing</u> .				
	WRITE	Write a sentence with: money Write a question with: song				

TUESDAY ACTIVITY 1




	LOOK & SAY	poor	magic	money	about	giant
--	------------	------	-------	-------	-------	-------


	SOUND OUT	car	far	tar	hard
		scar	star	jar	dark
	READ	I see a <u>car</u> . I see a <u>car</u> on the <u>tar</u> road. I see a <u>car</u> on the <u>dark tar</u> road. It has a <u>star</u> . The <u>car</u> has a <u>star</u> . I see a <u>car</u> with a <u>star</u> on the <u>dark tar</u> road. Can you see the <u>car</u> ? Can you see the <u>car</u> on the <u>tar</u> road? Can you see the <u>car</u> on the <u>dark tar</u> road? Can you see the <u>car</u> with the <u>star</u> on the <u>dark tar</u> road?			
	WRITE	1. What can I see? I can see a ____. 2. Where is the car? The car is on the _____.			

TUESDAY ACTIVITY 2

	READ	Read the  and  words from Activity 1.
	WRITE	Write a sentence with: star Write a question with: about




WEDNESDAY ACTIVITY 1

	LOOK & SAY	poor	magic	money	about	giant
	SOUND OUT	fork	born	storm	torch	
		short	sport	sort	north	
	READ	I have a <u>fork</u> . I will eat with the <u>fork</u> . I will eat <u>pork</u> with the <u>fork</u> . Will you eat with me? Will you eat <u>pork</u> with a <u>fork</u> with me? I am not poor. I have lots of money. I can eat lots of <u>pork</u> . I like to eat <u>pork</u> . I like to eat <u>pork</u> with a <u>fork</u> . I like to eat lots of <u>pork</u> with a <u>fork</u> . Do you like to eat <u>pork</u> ? Do you like to eat <u>pork</u> with a <u>fork</u> ? Do you like to eat lots of <u>pork</u> with a <u>fork</u> ?				

	WRITE	<p>3. What will I eat with? I will eat with a ____.</p> <p>4. What do I like to eat? I like to eat ____.</p>
--	--------------	--


WEDNESDAY ACTIVITY 2

	READ	Read the  and  words from Activity 1.
--	-------------	---





	WRITE	Write the  words and  words in your dictionary. Write a sentence with: sport Write a question with: money
--	--------------	---

THURSDAY ACTIVITY 1

	LOOK & SAY	poor	magic	money	about	giant
	SOUND OUT	sort	born	storm		short
		dark	hard	star		far

	READ	<div data-bbox="370 1061 1024 1756" data-label="Image"> </div> <p>Jack is poor. Jack and his mom are poor. They have no money. They thought. They thought about the giant. They thought about the giant that took their magic hen. They wished for their magic hen back. Jack will go. He will go to the giant. He will go to get the magic hen. He will go to get the magic hen back from the giant. Jack and his mom are not poor anymore. They have the magic hen! Jack took the magic hen from the giant!</p>
--	-------------	---





THURSDAY ACTIVITY 2

	READ	Read the  and  words from Activity 1.
	WRITE	<ol style="list-style-type: none">1. Who is poor? _____ and his _____ are poor.2. Who took their magic hen? The _____ took their magic hen.3. Who will go get the magic hen? _____ will go get the magic hen.4. Why are Jack and his mom not poor anymore? Jack and his mom are not poor anymore because _____.5. How did they get the magic hen back? _____ took the magic hen from the _____.

FRIDAY ACTIVITY 1

	READ	Read all the  and  words again.
	READ	Read the story from Thursday Activity 1.







FRIDAY ACTIVITY 2

	READ	Read all the  and  words again.
	WRITE	Write the sentences in your book. Fix the mistakes. <ol style="list-style-type: none">1. jack and his mom are poor2. he will go to get the magic hen back from the giant3. jack took the magic hen from the giant






HOME LANGUAGE WORKSHEET
ENGLISH GRADE 3 TERM 1

WEEK 10


MONDAY ACTIVITY 1

	LOOK & SAY	picture	colourful	words	read	write
	SOUND OUT	ship	must	great	story	
		book	hard	chair	with	
	READ	I <u>must</u> look. I <u>must</u> look at the <u>book</u> . I <u>must</u> look at the <u>book</u> about <u>ships</u> . I <u>must</u> sit. I <u>must</u> sit on the <u>chair</u> . I <u>must</u> sit on the <u>chair</u> and look. I <u>must</u> sit on the <u>chair</u> and look at the <u>book</u> . I <u>must</u> sit on the <u>chair</u> and look at the <u>book</u> about <u>ships</u> . I <u>must</u> read. I <u>must</u> sit and read. I <u>must</u> sit and read the <u>story</u> in the <u>book</u> about <u>ships</u> .				
	WRITE	Write the  and  words in your dictionary.				

MONDAY ACTIVITY 2

	READ	Read the  and  words from Activity 1.
	READ	I like to read. I like to read I like to read. I <u>must</u> read a <u>story</u> . I <u>must</u> read a <u>story</u> about a king. I <u>must</u> read a <u>story</u> about a king and his <u>ship</u> . I <u>must</u> read a <u>story</u> about a <u>great</u> king and his colourful <u>ship</u> . I will read <u>with</u> my mom. My mom also likes to read. My mom will read the <u>story</u> <u>with</u> me. She will read the <u>story</u> about the king and his <u>ship</u> <u>with</u> me. She will read the <u>story</u> about the <u>great</u> king and his colourful <u>ship</u> <u>with</u> me.
	WRITE	Write a sentence with: picture Write a question with: hard

TUESDAY ACTIVITY 1

	LOOK & SAY	picture	colourful	words	read	write
--	------------	---------	-----------	-------	------	-------


	SOUND OUT	turn	nurse	hurt	burn
		burnt	burst	church	surf
	READ	I <u>hurt</u> my leg. I <u>hurt</u> my leg in <u>church</u> . I <u>burnt</u> my leg. I <u>burnt</u> my leg in <u>church</u> . How did you <u>hurt</u> your leg? How did you <u>hurt</u> your leg in <u>church</u> ? How did you <u>burn</u> your leg? How did you <u>burn</u> your leg in <u>church</u> ? You must go to the <u>nurse</u> . The <u>nurse</u> will help you. The <u>nurse</u> will help you with your leg. The <u>nurse</u> will help you with your <u>burnt</u> leg.			
	WRITE	1. Where did I burn my leg? I burnt my leg in ____. 2. Who must I go to? I must go to the ____.			

TUESDAY ACTIVITY 2

	READ	Read the and words from Activity 1.
	WRITE	Write a sentence with: write Write a question with: church




WEDNESDAY ACTIVITY 1

	LOOK & SAY	picture	colourful	words	read	write
	SOUND OUT	bird	third	thirst	thirsty	
		chirp	first	shirt	skirt	
	READ	I see a <u>bird</u> . I see a colourful <u>bird</u> . The <u>bird</u> will <u>chirp</u> . The colourful <u>bird</u> will <u>chirp</u> . Can you see the <u>bird</u> ? Can you see the colourful <u>bird</u> ? Can you hear the <u>bird</u> ? Can you hear the colourful <u>bird chirp</u> ? I will write a story. I will write a story about the <u>bird</u> . I will write a story about the colourful <u>bird</u> . Will you read my story? Will you read my story about the colourful <u>bird</u> ?				



	WRITE	<p>3. What kind of bird do I see? I see a _____ bird.</p> <p>4. What will the colourful bird do? I colourful bird will _____.</p>
--	--------------	---



WEDNESDAY ACTIVITY 2

	READ	Read the  and  words from Activity 1.
--	-------------	---





	WRITE	Write the  words and  words in your dictionary. Write a sentence with: first Write a question with: thirsty
--	--------------	---

THURSDAY ACTIVITY 1

	LOOK & SAY	picture	colourful	words	read	write
	SOUND OUT	turn	hurt	burnt		burst
		first	thirsty	bird		shirt

	READ	<div style="display: flex; align-items: center;">  <div style="margin-left: 20px;"> <p>Stacey likes to read. Stacey likes to look at pictures. She likes to look at colourful pictures. She likes to look at the colourful pictures in books. Stacey likes to write. She likes to write stories. Stacey writes words to make a story. She writes words to make a great story. Her dream is to write. Her dream is to write a book. She works hard. She works hard to write a book!</p> </div> </div>
--	-------------	--





THURSDAY ACTIVITY 2

	READ	Read the  and  words from Activity 1.
	WRITE	<ol style="list-style-type: none">Who likes to read? _____ likes to read.What does Stacey like to look at? She likes to look at _____.Who likes to write? _____ likes to write.What does Stacey write to make a story? Stacey writes _____ to make a story.What does Stacey work hard to do? Stacey works hard to _____.

FRIDAY ACTIVITY 1

	READ	Read all the  and  words again.
	READ	Read the story from Thursday Activity 1.

FRIDAY ACTIVITY 2






	READ	Read all the  and  words again.
	WRITE	Write the sentences in your book. Fix the mistakes. <ol style="list-style-type: none">stacey writes words to make a storyher dream is to write a bookshe works hard to write a book

HOME LANGUAGE WORKSHEET






ENGLISH GRADE 3 TERM 1

WEEK 3



MONDAY ACTIVITY 1



	LOOK & SAY	eat	phone	scared	help	friend
	SOUND OUT	call	fun	not	see	
		think	mad	cross	glad	
	READ	I am <u>glad</u> . I am <u>glad</u> to <u>see</u> you are <u>not</u> <u>mad</u> . I am <u>glad</u> to <u>see</u> you are <u>not</u> <u>cross</u> . It is <u>not</u> <u>fun</u> to be <u>mad</u> . It is <u>not</u> <u>fun</u> to be <u>cross</u> . It is <u>fun</u> to be <u>glad</u> . Do you <u>think</u> it is <u>fun</u> ? Do you <u>think</u> it is <u>fun</u> to be <u>mad</u> ? Do you <u>think</u> it is <u>fun</u> to be <u>cross</u> ? I do <u>not</u> <u>think</u> it is <u>fun</u> to be <u>mad</u> and <u>cross</u> .				
	WRITE	Write the  and  words in your dictionary.				

MONDAY ACTIVITY 2





	READ	Read the  and  words from Activity 1.
	READ	Can I <u>call</u> you? Can I <u>call</u> you <u>mad</u> ? Is it <u>fun</u> ? Is it <u>fun</u> to <u>call</u> you <u>mad</u> ? It is <u>not</u> . It is <u>not</u> <u>fun</u> . It is <u>not</u> <u>fun</u> to <u>call</u> you <u>mad</u> . You will be <u>cross</u> . You will be <u>cross</u> if I <u>call</u> you <u>mad</u> . You will <u>not</u> be <u>glad</u> . You will <u>not</u> be <u>glad</u> if I <u>call</u> you <u>mad</u> . I will <u>not</u> <u>call</u> you. I will <u>not</u> <u>call</u> you <u>mad</u> .
	WRITE	Write a sentence with: help Write a question with: think

TUESDAY ACTIVITY 1





	LOOK & SAY	eat	phone	scared	help	friend
	SOUND OUT	stop	stand	must	just	
		strong	rust	bust	strap	

	READ	I <u>must stop</u> . I <u>must just stop</u> . I <u>must stop</u> and think. I <u>must just stop</u> and think. <u>Must I help</u> ? <u>Must I stop</u> to help? <u>Must I stop</u> to help my friend. My friend will be glad. My friend will be glad if I <u>stop</u> . My friend will be glad if I <u>stop</u> to help. He will not be mad. He will not be mad if I <u>stop</u> . He will not be mad if I <u>stop</u> to help.
	WRITE	1. Who must I stop and help? I must stop and help my _____. 2. How will my friend feel if I stop and help? My friend will feel _____ if I stop and help.







TUESDAY ACTIVITY 2

	READ	Read the  and  words from Activity 1.
	WRITE	Write a sentence with: eat Write a question with: strong



WEDNESDAY ACTIVITY 1



	LOOK & SAY	eat	phone	scared	help	friend
	SOUND OUT	boat	coat	road	goat	
	READ	I see a <u>boat</u> . I see a <u>boat</u> on the <u>road</u> . I see a <u>goat</u> in the <u>boat</u> on the <u>road</u> ! Can you see the <u>boat</u> ? Can you see the <u>boat</u> on the <u>road</u> ? Can you the <u>goat</u> in the <u>boat</u> on the <u>road</u> ? Must we help? Must we help the <u>goat</u> ? Must we help the <u>goat</u> in the <u>boat</u> ? Must we help the <u>goat</u> in the <u>boat</u> on the <u>road</u> ?				
	WRITE	1. Where is the boat? The boat is in the _____. 2. What is in the boat? The _____ is in the boat.				

WEDNESDAY ACTIVITY 2





	READ	Read the  and  words from Activity 1.
	WRITE	Write the  words and  words in your dictionary. Write a sentence with: friend Write a question with: soap

THURSDAY ACTIVITY 1





	LOOK & SAY	eat	phone	scared	help	friend			
	SOUND OUT	stop		must		just		bust	
		boast		boat		road		coat	

	READ	 <p>The fish are scared. The fish are scared for their friend. The fish <u>must</u> help. The fish <u>must</u> help their friend. They <u>must</u> <u>stop</u> and help their friend! They <u>must</u> <u>phone</u>. They <u>must</u> <u>just</u> <u>phone</u>. They <u>must</u> <u>just</u> <u>phone</u> Wendy. They <u>must</u> <u>just</u> <u>phone</u> Wendy to help. They <u>must</u> <u>just</u> <u>phone</u> Wendy to help their friend. The shark <u>must</u> not eat their friend. Wendy <u>must</u> <u>stop</u> the shark! Will Wendy <u>stop</u> the shark? Will Wendy help?</p>	<p>The fish are scared. The fish are scared for their friend. The fish <u>must</u> help. The fish <u>must</u> help their friend. They <u>must</u> <u>stop</u> and help their friend! They <u>must</u> <u>phone</u>. They <u>must</u> <u>just</u> <u>phone</u>. They <u>must</u> <u>just</u> <u>phone</u> Wendy. They <u>must</u> <u>just</u> <u>phone</u> Wendy to help. They <u>must</u> <u>just</u> <u>phone</u> Wendy to help their friend. The shark <u>must</u> not eat their friend. Wendy <u>must</u> <u>stop</u> the shark! Will Wendy <u>stop</u> the shark? Will Wendy help?</p>
---	------	---	--





THURSDAY ACTIVITY 2

	READ	Read the  and  words from Activity 1.
	WRITE	<ol style="list-style-type: none">Who is scared? The _____ are scared.Who are they scared for? They are scared for their _____.Who must they phone? They must phone _____.Who wants to eat their friend? The _____ wants to eat their friend.Who must stop the shark? _____ must stop the shark.

FRIDAY ACTIVITY 1

	READ	Read all the  and  words again.
	READ	Read the story from Thursday Activity 1.

FRIDAY ACTIVITY 2







	READ	Read all the  and  words again.
	WRITE	Write the sentences in your book. Fix the mistakes. <ol style="list-style-type: none">they must stop and help their friendthey must just phone wendy to helpwill wendy stop the shark

HOME LANGUAGE WORKSHEET






ENGLISH GRADE 3 TERM 1

WEEK 4


MONDAY ACTIVITY 1


	LOOK & SAY	please	ruin	why	knock	sorry
	SOUND OUT	strong	goat	roast	must	
		stop	soak	road	toad	
	READ	<p><u>Must I roast?</u> <u>Must I roast</u> the <u>goat</u>? <u>Must I soak</u> the <u>goat</u>? <u>Must I soak</u> and <u>roast</u> the <u>goat</u>? You <u>must stop</u>! You <u>must not roast</u> the <u>goat</u>. You <u>must not soak</u> the <u>goat</u>. You <u>must not soak</u> and <u>roast</u> the <u>goat</u>. Why <u>must I not roast</u> the <u>goat</u>? Why <u>must I not soak</u> the <u>goat</u>? Why <u>must I not soak</u> and <u>roast</u> the <u>goat</u>?</p>				
	WRITE	Write the  and  words in your dictionary.				


MONDAY ACTIVITY 2

	READ	Read the  and  words from Activity 1.
	READ	<p>Can you see the <u>toad</u>? Can you see the <u>toad</u> in the <u>road</u>? The <u>toad</u> is <u>strong</u>. The <u>toad</u> in the <u>road</u> is <u>strong</u>. <u>Must I stop</u>? <u>Must I stop</u> so you can see? I will <u>stop</u>. I will <u>stop</u> so you can see. I will <u>stop</u> so you can see the <u>toad</u>. I will <u>stop</u> so you can see the <u>toad</u> in the <u>road</u>. I will <u>stop</u> so you can see the <u>strong toad</u> in the <u>road</u>.</p>
	WRITE	<p>Write a sentence with: knock Write a question with: stop</p>

TUESDAY ACTIVITY 1


	LOOK & SAY	please	ruin	why	knock	sorry
	SOUND OUT	drip	drop	drag	drum	
		drink	dream	dress	drift	

	READ	<p>I must not <u>drip</u> the <u>drink</u>. I must not <u>drip</u> the <u>drink</u> on her <u>dress</u>. I must not <u>drag</u>. I must not <u>drag</u> her <u>dress</u>. I must not <u>drop</u>. I must not <u>drop</u> her <u>dress</u>. It will ruin her <u>dress</u>. It will ruin her <u>dress</u> if I <u>drip</u> the <u>drink</u> on it. It will ruin her <u>dress</u> if I <u>drag</u> it. It will ruin her <u>dress</u> if I <u>drop</u> it. She will be sad. She will be sad if I ruin her <u>dress</u>.</p>
---	-------------	---

	WRITE	<p>1. What must I not ruin? I must not ruin her _____.</p> <p>2. How will she feel if I ruin her dress? She will feel _____ if I ruin her dress.</p>
---	--------------	--


TUESDAY ACTIVITY 2


	READ	Read the  and  words from Activity 1.
---	-------------	---


	WRITE	Write a sentence with: drum Write a question with: why
--	--------------	---

WEDNESDAY ACTIVITY 1







	LOOK & SAY	please	ruin	why	knock	sorry
---	-----------------------	--------	------	-----	-------	-------

	SOUND OUT	tree	seem	queen	weed
		street	free	speed	sweet

	READ	<p>I see a <u>queen</u>. I see a <u>sweet queen</u> in the <u>tree</u>. I see a <u>sweet queen</u> in the <u>tree</u> by the <u>street</u>. Why is the <u>sweet queen</u> in the <u>tree</u>? Why is the <u>sweet queen</u> in the <u>tree</u> by the <u>street</u>? The <u>queen</u> wants to be <u>free</u>. The <u>sweet queen</u> wants to be <u>free</u>. She wants to be <u>free</u> to sit in the <u>tree</u>. Why does the <u>sweet queen</u> want to be <u>free</u> to sit in the <u>tree</u>?</p>
---	-------------	---



	<p>WRITE</p>	<p>1. Where is the queen? The queen is in the ____.</p> <p>2. Why is the queen in the tree? The queen is in the tree because she wants to be ____.</p>
---	---------------------	--

WEDNESDAY ACTIVITY 2





	<p>READ</p>	<p>Read the  and  words from Activity 1.</p>
	<p>WRITE</p>	<p>Write the  words and  words in your dictionary. Write a sentence with: queen Write a question with: please</p>

THURSDAY ACTIVITY 1





	<p>LOOK & SAY</p>	<p>please</p>	<p>ruin</p>	<p>why</p>	<p>knock</p>	<p>sorry</p>
	<p>SOUND OUT</p>	<p>dream</p>	<p>drink</p>	<p>drop</p>	<p>drag</p>	
		<p>seem</p>	<p>sweet</p>	<p>speed</p>	<p>street</p>	

	<p>READ</p>	<div style="display: flex; align-items: center;">  <div style="margin-left: 20px;"> <p>Mbuso has a dream. He has a dream to build a big sandcastle. The girl will come. She will come to knock it down. She is not sweet! She is not a sweet girl! Why will she knock the sandcastle? Why will she knock the sandcastle down? She will run with speed. She will run with speed and knock it down. How will Mbuso feel? Will the girl say sorry? Will the girl say sorry to Mbuso?</p> </div> </div>
---	--------------------	---





THURSDAY ACTIVITY 2

	READ	Read the  and  words from Activity 1.
	WRITE	<ol style="list-style-type: none">Who has a dream to build a big sandcastle? _____ has a dream to build a big sandcastle.What will the girl do to the sandcastle? The girl will _____ the sandcastle down.How will she run? She will run with _____.Is the girl a sweet girl? Yes/No, The girl is/ is not a sweet girl.Do you think the girl should say sorry to Mbuso? Yes/ No, I do/do not think the girl should say sorry to Mbuso.

FRIDAY ACTIVITY 1

	READ	Read all the  and  words again.
	READ	Read the story from Thursday Activity 1.

FRIDAY ACTIVITY 2







	READ	Read all the  and  words again.
	WRITE	Write the sentences in your book. Fix the mistakes. <ol style="list-style-type: none">she is not sweethow will mbuso feelwill the girl say sorry to mbuso

HOME LANGUAGE WORKSHEET






ENGLISH GRADE 3 TERM 1

WEEK 5

MONDAY ACTIVITY 1



	LOOK & SAY	over	hurt	won	shoes	like
	SOUND OUT	feel	dream	drink	free	
		drop	street	drift	speed	
	READ	I like to <u>feel free</u> . I like to <u>dream of speed</u> . I like to <u>feel free and dream of speed</u> in the <u>street</u> . I like to <u>feel free and dream of speed</u> in the <u>street</u> , but I do not want to get hurt. I will just <u>dream</u> . I will just <u>dream of speed</u> . I will just <u>dream of speed</u> in the <u>street</u> .				
	WRITE	Write the  and  words in your dictionary.				

MONDAY ACTIVITY 2





	READ	Read the  and  words from Activity 1.
	READ	I must not <u>drop my drink</u> . I must not <u>drop my drink</u> in the <u>street</u> . My mom will not like it. She will not like it if I <u>drop my drink</u> . She will not like it if I <u>drop my drink</u> in the <u>street</u> . I will <u>feel bad</u> . I will <u>feel bad</u> if I <u>drop my drink</u> . I will <u>feel bad</u> if I <u>drop my drink</u> in the <u>street</u> . I will <u>feel bad</u> if I make my mom mad.
	WRITE	Write a sentence with: won Write a question with: drop

TUESDAY ACTIVITY 1




	LOOK & SAY	over	hurt	won	shoes	like
	SOUND OUT	grab	grin	groan	green	
		grass	grand	great	grade	


	READ	I feel <u>great</u> . I feel <u>grand</u> . I feel <u>great</u> and <u>grand</u> . I feel <u>great</u> and <u>grand</u> to be in the next <u>grade</u> . I <u>grin</u> . I <u>grin</u> when I feel <u>great</u> . I <u>grin</u> when I feel <u>grand</u> . I <u>grin</u> when I feel <u>great</u> and <u>grand</u> . Do you <u>grin</u> ? Do you <u>grin</u> when you feel <u>great</u> ? Do you <u>grin</u> when you feel <u>grand</u> ? Do you <u>grin</u> when you feel <u>great</u> and <u>grand</u> ?
	WRITE	1. How do I feel? I feel ____ and ____. 2. What do I do when I feel great and grand? I ____ when I feel great and grand.

TUESDAY ACTIVITY 2

	READ	Read the  and  words from Activity 1.
	WRITE	Write a sentence with: shoes Write a question with: grade







WEDNESDAY ACTIVITY 1

	LOOK & SAY	over	hurt	won	shoes	like			
	SOUND OUT	moon		spoon		soon		groom	
		loom		pool		zoom		food	
	READ	I like to eat <u>food</u> . I like to eat <u>food</u> in the <u>pool</u> . I like to eat <u>food</u> in the <u>pool</u> with a <u>spoon</u> . I drop <u>food</u> . I drop <u>food</u> in the <u>pool</u> . My dad will not like it. He will not like <u>food</u> in the <u>pool</u> . I must not eat in the <u>pool</u> . I must not eat <u>food</u> in the <u>pool</u> . I must not eat <u>food</u> in the <u>pool</u> with a <u>spoon</u> . I must not drop <u>food</u> in the <u>pool</u> !							



	WRITE	1. Where do I like to eat food? I like to eat food in the ____.
---	-------	--



		2. What do I drop in the pool? I drop _____ in the pool.
--	--	---

WEDNESDAY ACTIVITY 2




	READ	Read the  and  words from Activity 1.
	WRITE	Write the  words and  words in your dictionary. Write a sentence with: moon Write a question with: like


THURSDAY ACTIVITY 1

	LOOK & SAY	over	hurt	won	shoes	like
	SOUND OUT	grand	grin	great	green	
		zoom	soon	loom	food	





	READ	 <p>Zodwa like to run. Zodwa is a <u>great</u> runner. She has no shoes. Her feet hurt. Her feet hurt when she runs with no shoes. The lady will give her shoes. She will give her <u>green</u> shoes. Zodwa will be the best runner with her <u>green</u> shoes! She <u>zoomed</u> down the track. She <u>zoomed</u> down the track with her <u>green</u> shoes. She won! Zodwa won! Zodwa feels <u>great</u>! She feels <u>grand</u>!</p>
---	-------------	---

THURSDAY ACTIVITY 2





	READ	Read the  and  words from Activity 1.
	WRITE	1. What does Zodwa like to do?

		<p>Zodwa likes to _____.</p> <p>2. Who is a great runner? _____ is a great runner.</p> <p>3. Who will give her shoes? The _____ will give her shoes.</p> <p>4. What colour shoes will Zodwa get? Zodwa will get _____ shoes.</p> <p>5. Who won the race? _____ won the race.</p>
---	--	--

FRIDAY ACTIVITY 1

	<p>READ</p>	<p>Read all the  and  words again.</p>
	<p>READ</p>	<p>Read the story from Thursday Activity 1.</p>

FRIDAY ACTIVITY 2






	<p>READ</p>	<p>Read all the  and  words again.</p>
	<p>WRITE</p>	<p>Write the sentences in your book. Fix the mistakes.</p> <ol style="list-style-type: none"> 1. zodwa will be the best runner with her green shoes 2. she zoomed down the track 3. zodwa feels great

HOME LANGUAGE WORKSHEET






ENGLISH GRADE 3 TERM 1

WEEK 6

MONDAY ACTIVITY 1

	LOOK & SAY	different	dance	beauty	because	one
	SOUND OUT	grass	green	great		grin
		moon	soon	food		spoon
	READ	<p>I will dance. I will dance on the <u>grass</u>. I will dance on the <u>green grass</u>. I will dance on the <u>green grass</u> under the <u>moon</u>. I will dance on the <u>green grass</u> under the <u>moon</u> with a <u>spoon</u>. I will dance a <u>great</u> dance on the <u>green grass</u> under the <u>moon</u> with a <u>spoon</u>. I will dance <u>soon</u>. <u>Soon</u> I will dance a <u>great</u> dance on the <u>green grass</u> under the <u>moon</u> with a <u>spoon</u>.</p>				
	WRITE	Write the  and  words in your dictionary.				

MONDAY ACTIVITY 2

	READ	Read the  and  words from Activity 1.				
	READ	<p>I <u>grin</u>. I <u>grin</u> at the <u>moon</u>. I <u>grin</u> at the <u>great moon</u>. Do you <u>grin</u>? Do you <u>grin</u> at the <u>great moon</u>? I <u>grin</u> because the <u>moon</u> is full of beauty I <u>grin</u> at the <u>great moon</u> because it is full of beauty. Do you think the <u>moon</u> is full of <u>beauty</u>? Do you <u>grin</u> at the <u>great moon</u> because it is full of beauty? You must <u>grin</u> at the <u>great moon</u> because it is full of beauty!</p>				
	WRITE	<p>Write a sentence with: soon Write a question with: different</p>				

TUESDAY ACTIVITY 1

	LOOK & SAY	different	dance	beauty	because	one
--	------------	-----------	-------	--------	---------	-----


	SOUND OUT	ship	shop	shin	shot
		bash	mash	fish	wish
	READ	<p>I <u>wish</u>. I <u>wish</u> I can go on a <u>ship</u>. I <u>wish</u> I can go on a big <u>ship</u>. I <u>wish</u> I can go on a big <u>ship</u> that has a <u>shop</u>. I <u>wish</u> I can go on a big <u>ship</u> so I can <u>fish</u>. Do you <u>wish</u>? Do you <u>wish</u> to go on a <u>ship</u>? Do you <u>wish</u> to go on a big <u>ship</u>? Do you <u>wish</u> to go on a big <u>ship</u> that has a <u>shop</u>? Do you <u>wish</u> to go on a big <u>ship</u> so you can <u>fish</u>?</p>			
	WRITE	<p>1. What do I wish I can go on? I wish I can go on a _____.</p> <p>2. What do I want to do on the big ship? I want to _____ on the big ship.</p>			

TUESDAY ACTIVITY 2

	READ	Read the and words from Activity 1.
	WRITE	Write a sentence with: because Write a question with: mash




WEDNESDAY ACTIVITY 1

	LOOK & SAY	different	dance	beauty	because	one
	SOUND OUT	thin	thick	thud	three	
		moth	with	math	bath	
	READ	<p>I see a <u>moth</u>. I see a <u>moth</u> on the <u>bath</u>. I see the <u>moth</u> on the <u>bath</u> <u>with</u> <u>thin</u> wings. I see the <u>moth</u> <u>with</u> the <u>thin</u> wings dance on the <u>bath</u>. Can you see the <u>moth</u>? Can you see the <u>moth</u> on the <u>bath</u>? Can you see the <u>moth</u> on the <u>bath</u> <u>with</u> the <u>thin</u> wings? Can you see the <u>moth</u> <u>with</u> the <u>thin</u> wings dance on the <u>bath</u>? Why is the <u>moth</u> on the <u>bath</u>? Why is the <u>moth</u> <u>with</u> the <u>thin</u> wings on the <u>bath</u>?</p>				

	WRITE	<p>1. What can I see? I can see a ____.</p> <p>2. Where is the moth? The moth is on the ____.</p>
---	--------------	---


WEDNESDAY ACTIVITY 2

	READ	Read the  and  words from Activity 1.
---	-------------	---

	WRITE	Write the  words and  words in your dictionary. Write a sentence with: three Write a question with: one
---	--------------	---


THURSDAY ACTIVITY 1

	LOOK & SAY	different	dance	beauty	because	one
	SOUND OUT	with	thin	thick	three	
		shin	wish	bash	shop	

	READ	<div data-bbox="416 1093 799 1771" data-label="Image"> </div> <p>Musa likes to dance. He is different. He is different because he has only one leg! He is not scared to dance. He is not scared to dance <u>with</u> one leg. He dances <u>with</u> beauty. He had a dream. He had a <u>wish</u>. He wanted to be the best. He wanted to be the best dancer! He had a dream and a <u>wish</u> to be the best dancer. Did Musa stop? He did not stop because he had only one leg!</p>
---	-------------	--

THURSDAY ACTIVITY 2

	READ	Read the  and  words from Activity 1.
---	-------------	---

	<p style="text-align: center;">WRITE</p>	<ol style="list-style-type: none"> 1. What does Musa like to do? Musa likes to _____. 2. Why is Musa different? Musa is different because _____. 3. How does Musa dance? Musa dances with _____. 4. What did Musa want to be? Musa wanted to be the _____. 5. Did Musa stop because he only had one leg? Yes/No, Musa did/did not stop because he only had one leg.
---	---	--


FRIDAY ACTIVITY 1

	<p style="text-align: center;">READ</p>	<p>Read all the  and  words again.</p>
---	--	--

	<p style="text-align: center;">READ</p>	<p>Read the story from Thursday Activity 1.</p>
--	--	---

FRIDAY ACTIVITY 2







	<p style="text-align: center;">READ</p>	<p>Read all the  and  words again.</p>
---	--	--

	<p style="text-align: center;">WRITE</p>	<p>Write the sentences in your book. Fix the mistakes.</p> <ol style="list-style-type: none"> 1. he is different because he has only one leg 2. he wanted to be the best dancer 3. did musa stop
---	---	---






HOME LANGUAGE WORKSHEET
ENGLISH TERM 1

WEEK 7

MONDAY ACTIVITY 1




	LOOK & SAY	always	special	toy	idea	hair
	SOUND OUT	with	three	thin	bath	
		wish	shop	bash	fish	
	READ	I <u>wish</u> . I <u>wish</u> I had <u>three</u> <u>fish</u> . I <u>wish</u> I had <u>three</u> <u>fish</u> in my <u>bath</u> . I <u>wish</u> I had <u>three</u> <u>fish</u> to swim <u>with</u> me. I <u>wish</u> I had <u>three</u> <u>fish</u> to swim <u>with</u> me in the <u>bath</u> . Do you <u>wish</u> you had <u>fish</u> ? Do you <u>wish</u> you had <u>fish</u> in the <u>bath</u> ? Do you <u>wish</u> you had <u>fish</u> to swim <u>with</u> you? Do you <u>wish</u> you had <u>fish</u> to swim in the <u>bath</u> <u>with</u> you?				
	WRITE	Write the  and  words in your dictionary.				

MONDAY ACTIVITY 2





	READ	Read the  and  words from Activity 1.				
	READ	I will go. I will go to the <u>shop</u> . I will go to the <u>shop</u> <u>with</u> my mom. I will go to the <u>fish</u> <u>shop</u> . I will go to the <u>fish</u> <u>shop</u> <u>with</u> my mom. I will go to the <u>fish</u> <u>shop</u> <u>with</u> my mom because she wants to eat <u>fish</u> . I will go to the <u>fish</u> <u>shop</u> <u>with</u> my mom because she wants to eat <u>fish</u> for dinner. I like to eat <u>fish</u> . I like to eat <u>fish</u> for dinner. Do you like to eat <u>fish</u> ? Do you like to eat <u>fish</u> for dinner?				
	WRITE	Write a sentence with: toy Write a question with: thin				

TUESDAY ACTIVITY 1




	LOOK & SAY	always	special	toy	idea	hair
--	------------	--------	---------	-----	------	------


	SOUND OUT	chin	chop	chip	chain
		rich	such	much	chair
	READ	I sit. I always sit. I sit on my <u>chair</u> . I always sit on my <u>chair</u> . I sit on my <u>chair</u> and eat my <u>chips</u> . I always sit on my <u>chair</u> and eat my <u>chips</u> . I sit on my <u>chair</u> and eat my <u>chop</u> . I always sit on my <u>chair</u> and eat my <u>chop</u> . I sit on my <u>chair</u> and I eat my <u>chips</u> and my <u>chop</u> . I always sit on my <u>chair</u> and eat my <u>chips</u> and my <u>chop</u> .			
	WRITE	1. Where do I always sit? I always sit on my _____. 2. What do I always eat? I always my _____ and my _____.			

TUESDAY ACTIVITY 2







	READ	Read the  and  words from Activity 1.
	WRITE	Write a sentence with: chin Write a question with: hair

WEDNESDAY ACTIVITY 1



	LOOK & SAY	always	special	toy	idea	hair
	SOUND OUT	crib	crab	crop	crack	
		crash	crunch	cry	cried	
	READ	I hear a <u>crash</u> . I hear a <u>crunch</u> . I see a <u>crab</u> . I see a <u>crab</u> <u>crunch</u> my <u>chips</u> . I see a <u>crab</u> <u>crack</u> my <u>chips</u> . I see a big <u>crab</u> <u>crunch</u> and <u>crack</u> my <u>chips</u> ! I <u>cried</u> . I <u>cried</u> when the <u>crab</u> <u>crunched</u> my <u>chips</u> . I <u>cried</u> when the <u>crab</u> <u>cracked</u> my <u>chips</u> . I <u>cried</u> when the <u>crab</u> <u>crunched</u> and <u>cracked</u> my <u>chips</u> . Do you think you would <u>cry</u> ? Would you <u>cry</u> if a <u>crab</u> <u>crunched</u> and <u>cracked</u> your <u>chips</u> ?				



	WRITE	<p>1. What can I see? I can see a ____.</p> <p>2. What did I do when the crab crunched and cracked my chips? I _____ when the crab crunched and cracked my chips.</p>
--	--------------	---

WEDNESDAY ACTIVITY 2





	READ	Read the  and  words from Activity 1.
	WRITE	Write the  words and  words in your dictionary. Write a sentence with: idea Write a question with: cry

THURSDAY ACTIVITY 1

	LOOK & SAY	always	special	toy	idea	hair
	SOUND OUT	chop	much	chair		such
		cry	cried	crash		crop

	READ	<div style="display: flex; align-items: center;">  <div style="margin-left: 20px;"> <p>Marie has a special toy. Teddy is her special toy. Marie always had Teddy with her. One day Josh had an idea. He will cut Teddy's hair! He will take Teddy and <u>chop</u> his hair. He thinks it is <u>such</u> a good idea! Do you think it is a good idea? Marie will <u>cry</u>. Marie will <u>cry</u> when she sees Teddy. Marie did <u>cry</u>. Marie <u>cried</u> when she saw Teddy. It was not <u>such</u> a good idea to <u>chop</u> Teddy's hair.</p> </div> </div>
--	-------------	---





THURSDAY ACTIVITY 2

	READ	Read the  and  words from Activity 1.
	WRITE	<ol style="list-style-type: none">1. Who is Marie's special toy? _____ is Marie's special toy.2. Who had an idea? _____ had an idea.3. What will Josh do to Teddy's hair? Josh will _____ Teddy's hair.4. What will Marie do when she sees Teddy? Marie will _____ when she sees Teddy.5. Was it a good idea to chop Teddy's hair? Yes/No, it was/ was not a good idea to chop Teddy's hair.

FRIDAY ACTIVITY 1

	READ	Read all the  and  words again.
	READ	Read the story from Thursday Activity 1.


FRIDAY ACTIVITY 2

	READ	Read all the  and  words again.
	WRITE	Write the sentences in your book. Fix the mistakes. <ol style="list-style-type: none">1. he will cut teddy's hair2. do you think it is a good idea3. it was not such a good idea to chop teddy's hair






HOME LANGUAGE WORKSHEET
ENGLISH GRADE 3 TERM 1

WEEK 8


MONDAY ACTIVITY 1




	LOOK & SAY	alone	leave	around	play	thought
	SOUND OUT	chin	chop	chain	much	
		crack	crash	cry	crab	
	READ	I will <u>cry</u> . I will <u>cry</u> if I <u>crack</u> my <u>chin</u> . I will <u>cry</u> if I <u>crack</u> my <u>chin</u> on the <u>chain</u> . I will <u>cry</u> . I will <u>cry</u> if I <u>crash</u> my <u>chin</u> . I will <u>cry</u> if I <u>crash</u> my <u>chin</u> on the <u>chain</u> . I will <u>cry</u> if I <u>crack</u> and <u>crash</u> my <u>chin</u> on the <u>chain</u> . Will you <u>cry</u> ? Will you <u>cry</u> if you <u>crack</u> your <u>chin</u> on the <u>chain</u> ? Will you <u>cry</u> if you <u>crash</u> your <u>chin</u> on the <u>chain</u> ?				
	WRITE	Write the  and  words in your dictionary.				

MONDAY ACTIVITY 2





	READ	Read the  and  words from Activity 1.
	READ	The <u>crab</u> will <u>chop</u> . The <u>crab</u> will <u>crack</u> . The <u>crab</u> will <u>chop</u> and <u>crack</u> . What will the <u>crab</u> <u>chop</u> ? What will the <u>crab</u> <u>crack</u> ? What will the <u>crab</u> <u>chop</u> and <u>crack</u> ? The <u>crab</u> will <u>chop</u> the rock. The <u>crab</u> will <u>crack</u> the rock. The <u>crab</u> will <u>chop</u> and <u>crack</u> the rock. Will you <u>cry</u> ? Will you <u>cry</u> when the <u>crab</u> <u>chops</u> the rock? Will you <u>cry</u> when the <u>crab</u> <u>cracks</u> the rock?
	WRITE	Write a sentence with: crash Write a question with: crab

TUESDAY ACTIVITY 1



	LOOK & SAY	alone	leave	around	play	thought
--	------------	-------	-------	--------	------	---------


	SOUND OUT	stood	look	book	took
		shook	hook	foot	wood
	READ	I <u>stood</u> . I <u>stood</u> alone. I <u>stood</u> alone to <u>look</u> around. I <u>looked</u> . I <u>looked</u> at the <u>book</u> . I <u>looked</u> at the <u>book</u> with the <u>hook</u> . I <u>took</u> . I <u>took</u> the <u>book</u> . I <u>took</u> the <u>book</u> with the <u>hook</u> . I <u>shook</u> . I <u>shook</u> when I <u>looked</u> at the <u>book</u> . I <u>shook</u> when I <u>looked</u> at the <u>book</u> with the <u>hook</u> . I will leave the <u>book</u> . I will leave the <u>book</u> with the <u>hook</u> .			
	WRITE	1. Why did I stand alone? I stood alone to ____.			
		2. What did I do when I looked at the book with the hook? I ____ when I looked at the book with the hook.			


TUESDAY ACTIVITY 2

	READ	Read the  and  words from Activity 1.
	WRITE	Write a sentence with: foot Write a question with: play

WEDNESDAY ACTIVITY 1




	LOOK & SAY	alone	leave	around	play	thought
	SOUND OUT	sing	song	king	swing	
		sting	ring	sung	rang	

	READ	<p>I see the <u>king</u>. I see the <u>king sing</u>. I see the <u>king sing</u> a <u>song</u>. The <u>king</u> is on the <u>swing</u>. I see the <u>king</u> on the <u>swing</u>. I see the <u>king sing</u> on the <u>swing</u>. I see the <u>king sing</u> a <u>song</u> on the <u>swing</u>. He has a <u>ring</u>. I see the <u>king</u> with a <u>ring</u>. I see the <u>king</u> with a <u>ring</u> on the <u>swing</u>. I see the <u>king</u> with a <u>ring</u> <u>sing</u> a <u>song</u> on the <u>swing</u>.</p>
--	-------------	--



	WRITE	<p>1. Who can I see? I can see the ____.</p> <p>2. Where is the king? The king is on the ____.</p>
--	--------------	--


WEDNESDAY ACTIVITY 2

	READ	<p>Read the  and  words from Activity 1.</p>
--	-------------	--





	WRITE	<p>Write the  words and  words in your dictionary. Write a sentence with: sting Write a question with: leave</p>
---	--------------	--

THURSDAY ACTIVITY 1

	LOOK & SAY	alone	leave	around	play	thought
	SOUND OUT	stood	look	shook		took
		sing	sung	swing		ring

	READ	<div data-bbox="384 1451 746 1984" data-label="Image"> </div> <p>Fanisa thought no one will play with her. She stood with Ntsako. She did not want to be alone. She would not leave Ntsako alone. She stood with Ntsako all day. Fanisa thought no one will play with her because she looks different. Ntsako told Fanisa to leave her alone. She did not want Fanisa around all the time! Fanisa was so sad. She sat and cried alone.</p>
--	-------------	--





THURSDAY ACTIVITY 2

	READ	Read the  and  words from Activity 1.
	WRITE	<ol style="list-style-type: none">Who thought no one would play with her? _____ thought no one would play with her.Who did she stand with? She stood with _____.When did she stand with Ntsako? She stood with Ntsako _____.Why did Fanisa think no one would play with her? Fanisa thought no one would play with her because _____.How did Fanisa feel when Ntsako told her that she did not want her around all the time? Fanisa felt _____ when Ntsako told her that she did not want her around all the time.

FRIDAY ACTIVITY 1

	READ	Read all the  and  words again.
	READ	Read the story from Thursday Activity 1.

FRIDAY ACTIVITY 2

	READ	Read all the  and  words again.
	WRITE	Write the sentences in your book. Fix the mistakes. <ol style="list-style-type: none">she stood with ntsakontsako told fanisa to leave her aloneshe did not want fanisa around all the time






HOME LANGUAGE WORKSHEET
ENGLISH GRADE 3 TERM 1

WEEK 9


MONDAY ACTIVITY 1




	LOOK & SAY	poor	magic	money	about	giant
	SOUND OUT	sing	song	ring	swing	
		took	shook	stood	look	
	READ	I will <u>sing</u> . I will <u>sing</u> a <u>song</u> about a poor giant. I will <u>sing</u> a magic <u>song</u> about a poor giant. I will <u>sing</u> a magic <u>song</u> about a poor giant that had no money. Will you <u>sing</u> with me? Will you <u>sing</u> the <u>song</u> with me? Will you <u>sing</u> the <u>song</u> about a poor giant with me? Will you <u>sing</u> the magic <u>song</u> about a poor giant with me? Will you <u>sing</u> the magic <u>song</u> about a poor giant that had no money with me?				
	WRITE	Write the  and  words in your dictionary.				

MONDAY ACTIVITY 2





	READ	Read the  and  words from Activity 1.				
	READ	I <u>took</u> the <u>ring</u> . I <u>took</u> the magic <u>ring</u> . I <u>took</u> that magic <u>ring</u> to the <u>swing</u> . I will sit. I will sit on the <u>swing</u> . I will sit on the <u>swing</u> with the <u>ring</u> . I will sit n the <u>swing</u> with the magic <u>ring</u> . I will <u>look</u> . I will <u>look</u> at the <u>ring</u> . I will <u>look</u> at the <u>ring</u> as I sit on the <u>swing</u> . I will <u>look</u> at the magic <u>ring</u> as I sit on the <u>swing</u> .				
	WRITE	Write a sentence with: money Write a question with: song				

TUESDAY ACTIVITY 1




	LOOK & SAY	poor	magic	money	about	giant
--	------------	------	-------	-------	-------	-------


	SOUND OUT	car	far	tar	hard
		scar	star	jar	dark
	READ	I see a <u>car</u> . I see a <u>car</u> on the <u>tar</u> road. I see a <u>car</u> on the <u>dark tar</u> road. It has a <u>star</u> . The <u>car</u> has a <u>star</u> . I see a <u>car</u> with a <u>star</u> on the <u>dark tar</u> road. Can you see the <u>car</u> ? Can you see the <u>car</u> on the <u>tar</u> road? Can you see the <u>car</u> on the <u>dark tar</u> road? Can you see the <u>car</u> with the <u>star</u> on the <u>dark tar</u> road?			
	WRITE	1. What can I see? I can see a ____. 2. Where is the car? The car is on the _____.			

TUESDAY ACTIVITY 2

	READ	Read the  and  words from Activity 1.
	WRITE	Write a sentence with: star Write a question with: about




WEDNESDAY ACTIVITY 1

	LOOK & SAY	poor	magic	money	about	giant
	SOUND OUT	fork	born	storm	torch	
		short	sport	sort	north	
	READ	I have a <u>fork</u> . I will eat with the <u>fork</u> . I will eat <u>pork</u> with the <u>fork</u> . Will you eat with me? Will you eat <u>pork</u> with a <u>fork</u> with me? I am not poor. I have lots of money. I can eat lots of <u>pork</u> . I like to eat <u>pork</u> . I like to eat <u>pork</u> with a <u>fork</u> . I like to eat lots of <u>pork</u> with a <u>fork</u> . Do you like to eat <u>pork</u> ? Do you like to eat <u>pork</u> with a <u>fork</u> ? Do you like to eat lots of <u>pork</u> with a <u>fork</u> ?				

	WRITE	<p>3. What will I eat with? I will eat with a ____.</p> <p>4. What do I like to eat? I like to eat ____.</p>
--	--------------	--


WEDNESDAY ACTIVITY 2

	READ	Read the  and  words from Activity 1.
--	-------------	---





	WRITE	Write the  words and  words in your dictionary. Write a sentence with: sport Write a question with: money
--	--------------	---

THURSDAY ACTIVITY 1

	LOOK & SAY	poor	magic	money	about	giant
	SOUND OUT	sort	born	storm		short
		dark	hard	star		far

	READ	<div data-bbox="370 1070 1024 1751" data-label="Image"> </div> <p>Jack is poor. Jack and his mom are poor. They have no money. They thought. They thought about the giant. They thought about the giant that took their magic hen. They wished for their magic hen back. Jack will go. He will go to the giant. He will go to get the magic hen. He will go to get the magic hen back from the giant. Jack and his mom are not poor anymore. They have the magic hen! Jack took the magic hen from the giant!</p>
--	-------------	---





THURSDAY ACTIVITY 2

	READ	Read the  and  words from Activity 1.
	WRITE	<ol style="list-style-type: none">1. Who is poor? _____ and his _____ are poor.2. Who took their magic hen? The _____ took their magic hen.3. Who will go get the magic hen? _____ will go get the magic hen.4. Why are Jack and his mom not poor anymore? Jack and his mom are not poor anymore because _____.5. How did they get the magic hen back? _____ took the magic hen from the _____.

FRIDAY ACTIVITY 1

	READ	Read all the  and  words again.
	READ	Read the story from Thursday Activity 1.







FRIDAY ACTIVITY 2

	READ	Read all the  and  words again.
	WRITE	Write the sentences in your book. Fix the mistakes. <ol style="list-style-type: none">1. jack and his mom are poor2. he will go to get the magic hen back from the giant3. jack took the magic hen from the giant






HOME LANGUAGE WORKSHEET
ENGLISH GRADE 3 TERM 1

WEEK 10

MONDAY ACTIVITY 1

	LOOK & SAY	picture	colourful	words	read	write
	SOUND OUT	ship	must	great	story	
		book	hard	chair	with	
	READ	I <u>must</u> look. I <u>must</u> look at the <u>book</u> . I <u>must</u> look at the <u>book</u> about <u>ships</u> . I <u>must</u> sit. I <u>must</u> sit on the <u>chair</u> . I <u>must</u> sit on the <u>chair</u> and look. I <u>must</u> sit on the <u>chair</u> and look at the <u>book</u> . I <u>must</u> sit on the <u>chair</u> and look at the <u>book</u> about <u>ships</u> . I <u>must</u> read. I <u>must</u> sit and read. I <u>must</u> sit and read the <u>story</u> in the <u>book</u> about <u>ships</u> .				
	WRITE	Write the  and  words in your dictionary.				

MONDAY ACTIVITY 2

	READ	Read the  and  words from Activity 1.
	READ	I like to read. I like to read I like to read. I <u>must</u> read a <u>story</u> . I <u>must</u> read a <u>story</u> about a king. I <u>must</u> read a <u>story</u> about a king and his <u>ship</u> . I <u>must</u> read a <u>story</u> about a <u>great</u> king and his colourful <u>ship</u> . I will read <u>with</u> my mom. My mom also likes to read. My mom will read the <u>story</u> <u>with</u> me. She will read the <u>story</u> about the king and his <u>ship</u> <u>with</u> me. She will read the <u>story</u> about the <u>great</u> king and his colourful <u>ship</u> <u>with</u> me.
	WRITE	Write a sentence with: picture Write a question with: hard

TUESDAY ACTIVITY 1

	LOOK & SAY	picture	colourful	words	read	write
--	------------	---------	-----------	-------	------	-------


	SOUND OUT	turn	nurse	hurt	burn
		burnt	burst	church	surf
	READ	I <u>hurt</u> my leg. I <u>hurt</u> my leg in <u>church</u> . I <u>burnt</u> my leg. I <u>burnt</u> my leg in <u>church</u> . How did you <u>hurt</u> your leg? How did you <u>hurt</u> your leg in <u>church</u> ? How did you <u>burn</u> your leg? How did you <u>burn</u> your leg in <u>church</u> ? You must go to the <u>nurse</u> . The <u>nurse</u> will help you. The <u>nurse</u> will help you with your leg. The <u>nurse</u> will help you with your <u>burnt</u> leg.			
	WRITE	1. Where did I burn my leg? I burnt my leg in ____.			
		2. Who must I go to? I must go to the ____.			

TUESDAY ACTIVITY 2

	READ	Read the and words from Activity 1.
	WRITE	Write a sentence with: write Write a question with: church




WEDNESDAY ACTIVITY 1

	LOOK & SAY	picture	colourful	words	read	write
	SOUND OUT	bird	third	thirst	thirsty	
		chirp	first	shirt	skirt	
	READ	I see a <u>bird</u> . I see a colourful <u>bird</u> . The <u>bird</u> will <u>chirp</u> . The colourful <u>bird</u> will <u>chirp</u> . Can you see the <u>bird</u> ? Can you see the colourful <u>bird</u> ? Can you hear the <u>bird</u> ? Can you hear the colourful <u>bird chirp</u> ? I will write a story. I will write a story about the <u>bird</u> . I will write a story about the colourful <u>bird</u> . Will you read my story? Will you read my story about the colourful <u>bird</u> ?				



	WRITE	<p>3. What kind of bird do I see? I see a _____ bird.</p> <p>4. What will the colourful bird do? I colourful bird will _____.</p>
--	--------------	---



WEDNESDAY ACTIVITY 2

	READ	Read the  and  words from Activity 1.
--	-------------	---





	WRITE	Write the  words and  words in your dictionary. Write a sentence with: first Write a question with: thirsty
--	--------------	---

THURSDAY ACTIVITY 1

	LOOK & SAY	picture	colourful	words	read	write
	SOUND OUT	turn	hurt	burnt		burst
		first	thirsty	bird		shirt

	READ	<div style="display: flex; align-items: center;">  <div style="margin-left: 20px;"> <p>Stacey likes to read. Stacey likes to look at pictures. She likes to look at colourful pictures. She likes to look at the colourful pictures in books. Stacey likes to write. She likes to write stories. Stacey writes words to make a story. She writes words to make a great story. Her dream is to write. Her dream is to write a book. She works hard. She works hard to write a book!</p> </div> </div>
--	-------------	--





THURSDAY ACTIVITY 2

	READ	Read the  and  words from Activity 1.
	WRITE	<ol style="list-style-type: none">Who likes to read? _____ likes to read.What does Stacey like to look at? She likes to look at _____.Who likes to write? _____ likes to write.What does Stacey write to make a story? Stacey writes _____ to make a story.What does Stacey work hard to do? Stacey works hard to _____.

FRIDAY ACTIVITY 1

	READ	Read all the  and  words again.
	READ	Read the story from Thursday Activity 1.

FRIDAY ACTIVITY 2






	READ	Read all the  and  words again.
	WRITE	Write the sentences in your book. Fix the mistakes. <ol style="list-style-type: none">stacey writes words to make a storyher dream is to write a bookshe works hard to write a book

HOME LANGUAGE WORKSHEET






ENGLISH GRADE 3 TERM 1

WEEK 3



MONDAY ACTIVITY 1



	LOOK & SAY	eat	phone	scared	help	friend
	SOUND OUT	call	fun	not	see	
		think	mad	cross	glad	
	READ	I am <u>glad</u> . I am <u>glad</u> to <u>see</u> you are <u>not</u> <u>mad</u> . I am <u>glad</u> to <u>see</u> you are <u>not</u> <u>cross</u> . It is <u>not</u> <u>fun</u> to be <u>mad</u> . It is <u>not</u> <u>fun</u> to be <u>cross</u> . It is <u>fun</u> to be <u>glad</u> . Do you <u>think</u> it is <u>fun</u> ? Do you <u>think</u> it is <u>fun</u> to be <u>mad</u> ? Do you <u>think</u> it is <u>fun</u> to be <u>cross</u> ? I do <u>not</u> <u>think</u> it is <u>fun</u> to be <u>mad</u> and <u>cross</u> .				
	WRITE	Write the  and  words in your dictionary.				

MONDAY ACTIVITY 2





	READ	Read the  and  words from Activity 1.
	READ	Can I <u>call</u> you? Can I <u>call</u> you <u>mad</u> ? Is it <u>fun</u> ? Is it <u>fun</u> to <u>call</u> you <u>mad</u> ? It is <u>not</u> . It is <u>not</u> <u>fun</u> . It is <u>not</u> <u>fun</u> to <u>call</u> you <u>mad</u> . You will be <u>cross</u> . You will be <u>cross</u> if I <u>call</u> you <u>mad</u> . You will <u>not</u> be <u>glad</u> . You will <u>not</u> be <u>glad</u> if I <u>call</u> you <u>mad</u> . I will <u>not</u> <u>call</u> you. I will <u>not</u> <u>call</u> you <u>mad</u> .
	WRITE	Write a sentence with: help Write a question with: think

TUESDAY ACTIVITY 1





	LOOK & SAY	eat	phone	scared	help	friend
	SOUND OUT	stop	stand	must	just	
		strong	rust	bust	strap	

	READ	<p>I <u>must stop</u>. I <u>must just stop</u>. I <u>must stop</u> and think. I <u>must just stop</u> and think. <u>Must I help</u>? <u>Must I stop</u> to help? <u>Must I stop</u> to help my friend. My friend will be glad. My friend will be glad if I <u>stop</u>. My friend will be glad if I <u>stop</u> to help. He will not be mad. He will not be mad if I <u>stop</u>. He will not be mad if I <u>stop</u> to help.</p>
	WRITE	<p>1. Who must I stop and help? I must stop and help my _____.</p> <p>2. How will my friend feel if I stop and help? My friend will feel _____ if I stop and help.</p>







TUESDAY ACTIVITY 2

	READ	Read the  and  words from Activity 1.
	WRITE	Write a sentence with: eat Write a question with: strong



WEDNESDAY ACTIVITY 1



	LOOK & SAY	eat	phone	scared	help	friend
	SOUND OUT	boat	coat	road	goat	
	READ	<p>I see a <u>boat</u>. I see a <u>boat</u> on the <u>road</u>. I see a <u>goat</u> in the <u>boat</u> on the <u>road</u>! Can you see the <u>boat</u>? Can you see the <u>boat</u> on the <u>road</u>? Can you see the <u>goat</u> in the <u>boat</u> on the <u>road</u>? Must we help? Must we help the <u>goat</u>? Must we help the <u>goat</u> in the <u>boat</u>? Must we help the <u>goat</u> in the <u>boat</u> on the <u>road</u>?</p>				
	WRITE	<p>1. Where is the boat? The boat is in the _____.</p> <p>2. What is in the boat? The _____ is in the boat.</p>				

WEDNESDAY ACTIVITY 2





	READ	Read the  and  words from Activity 1.
	WRITE	Write the  words and  words in your dictionary. Write a sentence with: friend Write a question with: soap

THURSDAY ACTIVITY 1





	LOOK & SAY	eat	phone	scared	help	friend			
	SOUND OUT	stop		must		just		bust	
		boast		boat		road		coat	

	READ	 <p>Wendy to help their friend. The shark <u>must</u> not eat their friend. Wendy <u>must stop</u> the shark! Will Wendy <u>stop</u> the shark? Will Wendy help?</p>	<p>The fish are scared. The fish are scared for their friend. The fish <u>must</u> help. The fish <u>must</u> help their friend. They <u>must stop</u> and help their friend! They <u>must</u> phone. They <u>must just</u> phone. They <u>must just</u> phone Wendy. They <u>must just</u> phone Wendy to help. They <u>must just</u> phone</p>
---	-------------	--	--





THURSDAY ACTIVITY 2

	READ	Read the  and  words from Activity 1.
	WRITE	<ol style="list-style-type: none">Who is scared? The _____ are scared.Who are they scared for? They are scared for their _____.Who must they phone? They must phone _____.Who wants to eat their friend? The _____ wants to eat their friend.Who must stop the shark? _____ must stop the shark.

FRIDAY ACTIVITY 1

	READ	Read all the  and  words again.
	READ	Read the story from Thursday Activity 1.

FRIDAY ACTIVITY 2







	READ	Read all the  and  words again.
	WRITE	Write the sentences in your book. Fix the mistakes. <ol style="list-style-type: none">they must stop and help their friendthey must just phone wendy to helpwill wendy stop the shark

HOME LANGUAGE WORKSHEET






ENGLISH GRADE 3 TERM 1

WEEK 4



MONDAY ACTIVITY 1


	LOOK & SAY	please	ruin	why	knock	sorry
	SOUND OUT	strong	goat	roast	must	
		stop	soak	road	toad	
	READ	<p><u>Must I roast?</u> <u>Must I roast</u> the <u>goat</u>? <u>Must I soak</u> the <u>goat</u>? <u>Must I soak</u> and <u>roast</u> the <u>goat</u>? You <u>must stop</u>! You <u>must not roast</u> the <u>goat</u>. You <u>must not soak</u> the <u>goat</u>. You <u>must not soak</u> and <u>roast</u> the <u>goat</u>. Why <u>must I not roast</u> the <u>goat</u>? Why <u>must I not soak</u> the <u>goat</u>? Why <u>must I not soak</u> and <u>roast</u> the <u>goat</u>?</p>				
	WRITE	Write the  and  words in your dictionary.				


MONDAY ACTIVITY 2

	READ	Read the  and  words from Activity 1.				
	READ	<p>Can you see the <u>toad</u>? Can you see the <u>toad</u> in the <u>road</u>? The <u>toad</u> is <u>strong</u>. The <u>toad</u> in the <u>road</u> is <u>strong</u>. <u>Must I stop</u>? <u>Must I stop</u> so you can see? I will <u>stop</u>. I will <u>stop</u> so you can see. I will <u>stop</u> so you can see the <u>toad</u>. I will <u>stop</u> so you can see the <u>toad</u> in the <u>road</u>. I will <u>stop</u> so you can see the <u>strong toad</u> in the <u>road</u>.</p>				
	WRITE	<p>Write a sentence with: knock Write a question with: stop</p>				

TUESDAY ACTIVITY 1


	LOOK & SAY	please	ruin	why	knock	sorry
	SOUND OUT	drip	drop	drag	drum	
		drink	dream	dress	drift	

	READ	<p>I must not <u>drip</u> the <u>drink</u>. I must not <u>drip</u> the <u>drink</u> on her <u>dress</u>. I must not <u>drag</u>. I must not <u>drag</u> her <u>dress</u>. I must not <u>drop</u>. I must not <u>drop</u> her <u>dress</u>. It will ruin her <u>dress</u>. It will ruin her <u>dress</u> if I <u>drip</u> the <u>drink</u> on it. It will ruin her <u>dress</u> if I <u>drag</u> it. It will ruin her <u>dress</u> if I <u>drop</u> it. She will be sad. She will be sad if I ruin her <u>dress</u>.</p>
---	-------------	---

	WRITE	<p>1. What must I not ruin? I must not ruin her _____.</p> <p>2. How will she feel if I ruin her dress? She will feel _____ if I ruin her dress.</p>
---	--------------	--


TUESDAY ACTIVITY 2


	READ	Read the  and  words from Activity 1.
---	-------------	---


	WRITE	Write a sentence with: drum Write a question with: why
--	--------------	---

WEDNESDAY ACTIVITY 1







	LOOK & SAY	please	ruin	why	knock	sorry
---	-----------------------	--------	------	-----	-------	-------

	SOUND OUT	tree	seem	queen	weed
		street	free	speed	sweet

	READ	<p>I see a <u>queen</u>. I see a <u>sweet queen</u> in the <u>tree</u>. I see a <u>sweet queen</u> in the <u>tree</u> by the <u>street</u>. Why is the <u>sweet queen</u> in the <u>tree</u>? Why is the <u>sweet queen</u> in the <u>tree</u> by the <u>street</u>? The <u>queen</u> wants to be <u>free</u>. The <u>sweet queen</u> wants to be <u>free</u>. She wants to be <u>free</u> to sit in the <u>tree</u>. Why does the <u>sweet queen</u> want to be <u>free</u> to sit in the <u>tree</u>?</p>
---	-------------	---



	WRITE	<p>1. Where is the queen? The queen is in the ____.</p> <p>2. Why is the queen in the tree? The queen is in the tree because she wants to be ____.</p>
---	--------------	--

WEDNESDAY ACTIVITY 2





	READ	Read the  and  words from Activity 1.
	WRITE	Write the  words and  words in your dictionary. Write a sentence with: queen Write a question with: please

THURSDAY ACTIVITY 1





	LOOK & SAY	please	ruin	why	knock	sorry
	SOUND OUT	dream	drink	drop	drag	
		seem	sweet	speed	street	

	READ	<div style="display: flex; align-items: center;">  <div style="margin-left: 20px;"> <p>Mbuso has a dream. He has a dream to build a big sandcastle. The girl will come. She will come to knock it down. She is not sweet! She is not a sweet girl! Why will she knock the sandcastle? Why will she knock the sandcastle down? She will run with speed. She will run with speed and knock it down. How will Mbuso feel? Will the girl say sorry? Will the girl say sorry to Mbuso?</p> </div> </div>
---	-------------	---





THURSDAY ACTIVITY 2

	READ	Read the  and  words from Activity 1.
	WRITE	<ol style="list-style-type: none">Who has a dream to build a big sandcastle? _____ has a dream to build a big sandcastle.What will the girl do to the sandcastle? The girl will _____ the sandcastle down.How will she run? She will run with _____.Is the girl a sweet girl? Yes/No, The girl is/ is not a sweet girl.Do you think the girl should say sorry to Mbuso? Yes/ No, I do/do not think the girl should say sorry to Mbuso.

FRIDAY ACTIVITY 1

	READ	Read all the  and  words again.
	READ	Read the story from Thursday Activity 1.

FRIDAY ACTIVITY 2







	READ	Read all the  and  words again.
	WRITE	Write the sentences in your book. Fix the mistakes. <ol style="list-style-type: none">she is not sweethow will mbuso feelwill the girl say sorry to mbuso

HOME LANGUAGE WORKSHEET






ENGLISH GRADE 3 TERM 1

WEEK 5

MONDAY ACTIVITY 1



	LOOK & SAY	over	hurt	won	shoes	like
	SOUND OUT	feel	dream	drink	free	
		drop	street	drift	speed	
	READ	I like to <u>feel free</u> . I like to <u>dream of speed</u> . I like to <u>feel free and dream of speed</u> in the <u>street</u> . I like to <u>feel free and dream of speed</u> in the <u>street</u> , but I do not want to get hurt. I will just <u>dream</u> . I will just <u>dream of speed</u> . I will just <u>dream of speed</u> in the <u>street</u> .				
	WRITE	Write the  and  words in your dictionary.				

MONDAY ACTIVITY 2





	READ	Read the  and  words from Activity 1.
	READ	I must not <u>drop my drink</u> . I must not <u>drop my drink</u> in the <u>street</u> . My mom will not like it. She will not like it if I <u>drop my drink</u> . She will not like it if I <u>drop my drink</u> in the <u>street</u> . I will <u>feel bad</u> . I will <u>feel bad</u> if I <u>drop my drink</u> . I will <u>feel bad</u> if I <u>drop my drink</u> in the <u>street</u> . I will <u>feel bad</u> if I make my mom mad.
	WRITE	Write a sentence with: won Write a question with: drop

TUESDAY ACTIVITY 1




	LOOK & SAY	over	hurt	won	shoes	like
	SOUND OUT	grab	grin	groan	green	
		grass	grand	great	grade	


	READ	I feel <u>great</u> . I feel <u>grand</u> . I feel <u>great</u> and <u>grand</u> . I feel <u>great</u> and <u>grand</u> to be in the next <u>grade</u> . I <u>grin</u> . I <u>grin</u> when I feel <u>great</u> . I <u>grin</u> when I feel <u>grand</u> . I <u>grin</u> when I feel <u>great</u> and <u>grand</u> . Do you <u>grin</u> ? Do you <u>grin</u> when you feel <u>great</u> ? Do you <u>grin</u> when you feel <u>grand</u> ? Do you <u>grin</u> when you feel <u>great</u> and <u>grand</u> ?
	WRITE	1. How do I feel? I feel ____ and ____. 2. What do I do when I feel great and grand? I ____ when I feel great and grand.

TUESDAY ACTIVITY 2

	READ	Read the  and  words from Activity 1.
	WRITE	Write a sentence with: shoes Write a question with: grade







WEDNESDAY ACTIVITY 1

	LOOK & SAY	over	hurt	won	shoes	like
	SOUND OUT	moon	spoon	soon	groom	
	READ	I like to eat <u>food</u> . I like to eat <u>food</u> in the <u>pool</u> . I like to eat <u>food</u> in the <u>pool</u> with a <u>spoon</u> . I drop <u>food</u> . I drop <u>food</u> in the <u>pool</u> . My dad will not like it. He will not like <u>food</u> in the <u>pool</u> . I must not eat in the <u>pool</u> . I must not eat <u>food</u> in the <u>pool</u> . I must not eat <u>food</u> in the <u>pool</u> with a <u>spoon</u> . I must not drop <u>food</u> in the <u>pool</u> !				



	WRITE	1. Where do I like to eat food? I like to eat food in the ____.
---	-------	--



		2. What do I drop in the pool? I drop _____ in the pool.
--	--	---

WEDNESDAY ACTIVITY 2




	READ	Read the  and  words from Activity 1.
	WRITE	Write the  words and  words in your dictionary. Write a sentence with: moon Write a question with: like


THURSDAY ACTIVITY 1

	LOOK & SAY	over	hurt	won	shoes	like
	SOUND OUT	grand	grin	great	green	
		zoom	soon	loom	food	





	READ	 <p>Zodwa like to run. Zodwa is a <u>great</u> runner. She has no shoes. Her feet hurt. Her feet hurt when she runs with no shoes. The lady will give her shoes. She will give her <u>green</u> shoes. Zodwa will be the best runner with her <u>green</u> shoes! She <u>zoomed</u> down the track. She <u>zoomed</u> down the track with her <u>green</u> shoes. She won! Zodwa won! Zodwa feels <u>great</u>! She feels <u>grand</u>!</p>
---	-------------	---

THURSDAY ACTIVITY 2





	READ	Read the  and  words from Activity 1.
	WRITE	1. What does Zodwa like to do?

		<p>Zodwa likes to _____.</p> <p>2. Who is a great runner? _____ is a great runner.</p> <p>3. Who will give her shoes? The _____ will give her shoes.</p> <p>4. What colour shoes will Zodwa get? Zodwa will get _____ shoes.</p> <p>5. Who won the race? _____ won the race.</p>
---	--	--

FRIDAY ACTIVITY 1

	<p>READ</p>	<p>Read all the  and  words again.</p>
	<p>READ</p>	<p>Read the story from Thursday Activity 1.</p>

FRIDAY ACTIVITY 2






	<p>READ</p>	<p>Read all the  and  words again.</p>
	<p>WRITE</p>	<p>Write the sentences in your book. Fix the mistakes.</p> <ol style="list-style-type: none"> 1. zodwa will be the best runner with her green shoes 2. she zoomed down the track 3. zodwa feels great

HOME LANGUAGE WORKSHEET






ENGLISH GRADE 3 TERM 1

WEEK 6

MONDAY ACTIVITY 1

	LOOK & SAY	different	dance	beauty	because	one
	SOUND OUT	grass	green	great		grin
		moon	soon	food		spoon
	READ	<p>I will dance. I will dance on the <u>grass</u>. I will dance on the <u>green grass</u>. I will dance on the <u>green grass</u> under the <u>moon</u>. I will dance on the <u>green grass</u> under the <u>moon</u> with a <u>spoon</u>. I will dance a <u>great</u> dance on the <u>green grass</u> under the <u>moon</u> with a <u>spoon</u>. I will dance <u>soon</u>. <u>Soon</u> I will dance a <u>great</u> dance on the <u>green grass</u> under the <u>moon</u> with a <u>spoon</u>.</p>				
	WRITE	Write the  and  words in your dictionary.				

MONDAY ACTIVITY 2

	READ	Read the  and  words from Activity 1.				
	READ	<p>I <u>grin</u>. I <u>grin</u> at the <u>moon</u>. I <u>grin</u> at the <u>great moon</u>. Do you <u>grin</u>? Do you <u>grin</u> at the <u>great moon</u>? I <u>grin</u> because the <u>moon</u> is full of beauty I <u>grin</u> at the <u>great moon</u> because it is full of beauty. Do you think the <u>moon</u> is full of <u>beauty</u>? Do you <u>grin</u> at the <u>great moon</u> because it is full of beauty? You must <u>grin</u> at the <u>great moon</u> because it is full of beauty!</p>				
	WRITE	<p>Write a sentence with: soon Write a question with: different</p>				

TUESDAY ACTIVITY 1

	LOOK & SAY	different	dance	beauty	because	one
--	------------	-----------	-------	--------	---------	-----


	SOUND OUT	ship	shop	shin	shot
		bash	mash	fish	wish
	READ	<p>I <u>wish</u>. I <u>wish</u> I can go on a <u>ship</u>. I <u>wish</u> I can go on a big <u>ship</u>. I <u>wish</u> I can go on a big <u>ship</u> that has a <u>shop</u>. I <u>wish</u> I can go on a big <u>ship</u> so I can <u>fish</u>. Do you <u>wish</u>? Do you <u>wish</u> to go on a <u>ship</u>? Do you <u>wish</u> to go on a big <u>ship</u>? Do you <u>wish</u> to go on a big <u>ship</u> that has a <u>shop</u>? Do you <u>wish</u> to go on a big <u>ship</u> so you can <u>fish</u>?</p>			
	WRITE	<p>1. What do I wish I can go on? I wish I can go on a _____.</p> <p>2. What do I want to do on the big ship? I want to _____ on the big ship.</p>			

TUESDAY ACTIVITY 2

	READ	Read the and words from Activity 1.
	WRITE	Write a sentence with: because Write a question with: mash




WEDNESDAY ACTIVITY 1

	LOOK & SAY	different	dance	beauty	because	one
	SOUND OUT	thin	thick	thud	three	
		moth	with	math	bath	
	READ	<p>I see a <u>moth</u>. I see a <u>moth</u> on the <u>bath</u>. I see the <u>moth</u> on the <u>bath</u> <u>with</u> <u>thin</u> wings. I see the <u>moth</u> <u>with</u> the <u>thin</u> wings dance on the <u>bath</u>. Can you see the <u>moth</u>? Can you see the <u>moth</u> on the <u>bath</u>? Can you see the <u>moth</u> on the <u>bath</u> <u>with</u> the <u>thin</u> wings? Can you see the <u>moth</u> <u>with</u> the <u>thin</u> wings dance on the <u>bath</u>? Why is the <u>moth</u> on the <u>bath</u>? Why is the <u>moth</u> <u>with</u> the <u>thin</u> wings on the <u>bath</u>?</p>				

	WRITE	<p>1. What can I see? I can see a ____.</p> <p>2. Where is the moth? The moth is on the ____.</p>
---	--------------	---


WEDNESDAY ACTIVITY 2

	READ	Read the  and  words from Activity 1.
---	-------------	---

	WRITE	Write the  words and  words in your dictionary. Write a sentence with: three Write a question with: one
---	--------------	---


THURSDAY ACTIVITY 1

	LOOK & SAY	different	dance	beauty	because	one
	SOUND OUT	with	thin	thick	three	
		shin	wish	bash	shop	

	READ	<div data-bbox="416 1093 799 1771" data-label="Image"> </div> <p>Musa likes to dance. He is different. He is different because he has only one leg! He is not scared to dance. He is not scared to dance <u>with</u> one leg. He dances <u>with</u> beauty. He had a dream. He had a <u>wish</u>. He wanted to be the best. He wanted to be the best dancer! He had a dream and a <u>wish</u> to be the best dancer. Did Musa stop? He did not stop because he had only one leg!</p>
---	-------------	--

THURSDAY ACTIVITY 2

	READ	Read the  and  words from Activity 1.
---	-------------	---

	<p>WRITE</p>	<ol style="list-style-type: none"> 1. What does Musa like to do? Musa likes to _____. 2. Why is Musa different? Musa is different because _____. 3. How does Musa dance? Musa dances with _____. 4. What did Musa want to be? Musa wanted to be the _____. 5. Did Musa stop because he only had one leg? Yes/No, Musa did/did not stop because he only had one leg.
---	---------------------	--


FRIDAY ACTIVITY 1

	<p>READ</p>	<p>Read all the  and  words again.</p>
---	--------------------	--

	<p>READ</p>	<p>Read the story from Thursday Activity 1.</p>
--	--------------------	---

FRIDAY ACTIVITY 2







	<p>READ</p>	<p>Read all the  and  words again.</p>
---	--------------------	--

	<p>WRITE</p>	<p>Write the sentences in your book. Fix the mistakes.</p> <ol style="list-style-type: none"> 1. he is different because he has only one leg 2. he wanted to be the best dancer 3. did musa stop
---	---------------------	---






HOME LANGUAGE WORKSHEET
ENGLISH TERM 1

WEEK 7

MONDAY ACTIVITY 1




	LOOK & SAY	always	special	toy	idea	hair
	SOUND OUT	with	three	thin	bath	
		wish	shop	bash	fish	
	READ	I <u>wish</u> . I <u>wish</u> I had <u>three</u> <u>fish</u> . I <u>wish</u> I had <u>three</u> <u>fish</u> in my <u>bath</u> . I <u>wish</u> I had <u>three</u> <u>fish</u> to swim <u>with</u> me. I <u>wish</u> I had <u>three</u> <u>fish</u> to swim <u>with</u> me in the <u>bath</u> . Do you <u>wish</u> you had <u>fish</u> ? Do you <u>wish</u> you had <u>fish</u> in the <u>bath</u> ? Do you <u>wish</u> you had <u>fish</u> to swim <u>with</u> you? Do you <u>wish</u> you had <u>fish</u> to swim in the <u>bath</u> <u>with</u> you?				
	WRITE	Write the  and  words in your dictionary.				

MONDAY ACTIVITY 2





	READ	Read the  and  words from Activity 1.				
	READ	I will go. I will go to the <u>shop</u> . I will go to the <u>shop</u> <u>with</u> my mom. I will go to the <u>fish</u> <u>shop</u> . I will go to the <u>fish</u> <u>shop</u> <u>with</u> my mom. I will go to the <u>fish</u> <u>shop</u> <u>with</u> my mom because she wants to eat <u>fish</u> . I will go to the <u>fish</u> <u>shop</u> <u>with</u> my mom because she wants to eat <u>fish</u> for dinner. I like to eat <u>fish</u> . I like to eat <u>fish</u> for dinner. Do you like to eat <u>fish</u> ? Do you like to eat <u>fish</u> for dinner?				
	WRITE	Write a sentence with: toy Write a question with: thin				

TUESDAY ACTIVITY 1




	LOOK & SAY	always	special	toy	idea	hair
--	------------	--------	---------	-----	------	------


	SOUND OUT	chin	chop	chip	chain
		rich	such	much	chair
	READ	I sit. I always sit. I sit on my <u>chair</u> . I always sit on my <u>chair</u> . I sit on my <u>chair</u> and eat my <u>chips</u> . I always sit on my <u>chair</u> and eat my <u>chips</u> . I sit on my <u>chair</u> and eat my <u>chop</u> . I always sit on my <u>chair</u> and eat my <u>chop</u> . I sit on my <u>chair</u> and I eat my <u>chips</u> and my <u>chop</u> . I always sit on my <u>chair</u> and eat my <u>chips</u> and my <u>chop</u> .			
	WRITE	1. Where do I always sit? I always sit on my _____. 2. What do I always eat? I always my _____ and my _____.			

TUESDAY ACTIVITY 2







	READ	Read the  and  words from Activity 1.
	WRITE	Write a sentence with: chin Write a question with: hair

WEDNESDAY ACTIVITY 1



	LOOK & SAY	always	special	toy	idea	hair
	SOUND OUT	crib	crab	crop	crack	
		crash	crunch	cry	cried	
	READ	I hear a <u>crash</u> . I hear a <u>crunch</u> . I see a <u>crab</u> . I see a <u>crab</u> <u>crunch</u> my <u>chips</u> . I see a <u>crab</u> <u>crack</u> my <u>chips</u> . I see a big <u>crab</u> <u>crunch</u> and <u>crack</u> my <u>chips</u> ! I <u>cried</u> . I <u>cried</u> when the <u>crab</u> <u>crunched</u> my <u>chips</u> . I <u>cried</u> when the <u>crab</u> <u>cracked</u> my <u>chips</u> . I <u>cried</u> when the <u>crab</u> <u>crunched</u> and <u>cracked</u> my <u>chips</u> . Do you think you would <u>cry</u> ? Would you <u>cry</u> if a <u>crab</u> <u>crunched</u> and <u>cracked</u> your <u>chips</u> ?				



	WRITE	<p>1. What can I see? I can see a ____.</p> <p>2. What did I do when the crab crunched and cracked my chips? I _____ when the crab crunched and cracked my chips.</p>
--	--------------	---

WEDNESDAY ACTIVITY 2





	READ	Read the  and  words from Activity 1.
	WRITE	Write the  words and  words in your dictionary. Write a sentence with: idea Write a question with: cry

THURSDAY ACTIVITY 1

	LOOK & SAY	always	special	toy	idea	hair
	SOUND OUT	chop	much	chair		such
		cry	cried	crash		crop

	READ	<div style="display: flex; justify-content: space-between; align-items: center;"> <div style="text-align: center;">  </div> <div style="width: 70%;"> <p>Marie has a special toy. Teddy is her special toy. Marie always had Teddy with her. One day Josh had an idea. He will cut Teddy's hair! He will take Teddy and <u>chop</u> his hair. He thinks it is <u>such</u> a good idea! Do you think it is a good idea? Marie will <u>cry</u>. Marie will <u>cry</u> when she sees Teddy. Marie did <u>cry</u>. Marie <u>cried</u> when she saw Teddy. It was not <u>such</u> a good idea to <u>chop</u> Teddy's hair.</p> </div> </div>
--	-------------	---





THURSDAY ACTIVITY 2

	READ	Read the  and  words from Activity 1.
	WRITE	<ol style="list-style-type: none">Who is Marie's special toy? _____ is Marie's special toy.Who had an idea? _____ had an idea.What will Josh do to Teddy's hair? Josh will _____ Teddy's hair.What will Marie do when she sees Teddy? Marie will _____ when she sees Teddy.Was it a good idea to chop Teddy's hair? Yes/No, it was/ was not a good idea to chop Teddy's hair.

FRIDAY ACTIVITY 1

	READ	Read all the  and  words again.
	READ	Read the story from Thursday Activity 1.


FRIDAY ACTIVITY 2

	READ	Read all the  and  words again.
	WRITE	Write the sentences in your book. Fix the mistakes. <ol style="list-style-type: none">he will cut teddy's hairdo you think it is a good ideait was not such a good idea to chop teddy's hair






HOME LANGUAGE WORKSHEET
ENGLISH GRADE 3 TERM 1

WEEK 8


MONDAY ACTIVITY 1




	LOOK & SAY	alone	leave	around	play	thought
	SOUND OUT	chin	chop	chain	much	
		crack	crash	cry	crab	
	READ	I will <u>cry</u> . I will <u>cry</u> if I <u>crack</u> my <u>chin</u> . I will <u>cry</u> if I <u>crack</u> my <u>chin</u> on the <u>chain</u> . I will <u>cry</u> . I will <u>cry</u> if I <u>crash</u> my <u>chin</u> . I will <u>cry</u> if I <u>crash</u> my <u>chin</u> on the <u>chain</u> . I will <u>cry</u> if I <u>crack</u> and <u>crash</u> my <u>chin</u> on the <u>chain</u> . Will you <u>cry</u> ? Will you <u>cry</u> if you <u>crack</u> your <u>chin</u> on the <u>chain</u> ? Will you <u>cry</u> if you <u>crash</u> your <u>chin</u> on the <u>chain</u> ?				
	WRITE	Write the  and  words in your dictionary.				

MONDAY ACTIVITY 2





	READ	Read the  and  words from Activity 1.
	READ	The <u>crab</u> will <u>chop</u> . The <u>crab</u> will <u>crack</u> . The <u>crab</u> will <u>chop</u> and <u>crack</u> . What will the <u>crab</u> <u>chop</u> ? What will the <u>crab</u> <u>crack</u> ? What will the <u>crab</u> <u>chop</u> and <u>crack</u> ? The <u>crab</u> will <u>chop</u> the rock. The <u>crab</u> will <u>crack</u> the rock. The <u>crab</u> will <u>chop</u> and <u>crack</u> the rock. Will you <u>cry</u> ? Will you <u>cry</u> when the <u>crab</u> <u>chops</u> the rock? Will you <u>cry</u> when the <u>crab</u> <u>cracks</u> the rock?
	WRITE	Write a sentence with: crash Write a question with: crab

TUESDAY ACTIVITY 1



	LOOK & SAY	alone	leave	around	play	thought
--	------------	-------	-------	--------	------	---------


	SOUND OUT	stood	look	book	took
		shook	hook	foot	wood
	READ	I <u>stood</u> . I <u>stood</u> alone. I <u>stood</u> alone to <u>look</u> around. I <u>looked</u> . I <u>looked</u> at the <u>book</u> . I <u>looked</u> at the <u>book</u> with the <u>hook</u> . I <u>took</u> . I <u>took</u> the <u>book</u> . I <u>took</u> the <u>book</u> with the <u>hook</u> . I <u>shook</u> . I <u>shook</u> when I <u>looked</u> at the <u>book</u> . I <u>shook</u> when I <u>looked</u> at the <u>book</u> with the <u>hook</u> . I will leave the <u>book</u> . I will leave the <u>book</u> with the <u>hook</u> .			
	WRITE	1. Why did I stand alone? I stood alone to ____.			
		2. What did I do when I looked at the book with the hook? I ____ when I looked at the book with the hook.			


TUESDAY ACTIVITY 2

	READ	Read the  and  words from Activity 1.
	WRITE	Write a sentence with: foot Write a question with: play

WEDNESDAY ACTIVITY 1




	LOOK & SAY	alone	leave	around	play	thought
	SOUND OUT	sing	song	king	swing	
		sting	ring	sung	rang	

	READ	<p>I see the <u>king</u>. I see the <u>king sing</u>. I see the <u>king sing</u> a <u>song</u>. The <u>king</u> is on the <u>swing</u>. I see the <u>king</u> on the <u>swing</u>. I see the <u>king sing</u> on the <u>swing</u>. I see the <u>king sing</u> a <u>song</u> on the <u>swing</u>. He has a <u>ring</u>. I see the <u>king</u> with a <u>ring</u>. I see the <u>king</u> with a <u>ring</u> on the <u>swing</u>. I see the <u>king</u> with a <u>ring</u> <u>sing</u> a <u>song</u> on the <u>swing</u>.</p>
--	-------------	--



	WRITE	<p>1. Who can I see? I can see the ____.</p> <p>2. Where is the king? The king is on the ____.</p>
--	--------------	--


WEDNESDAY ACTIVITY 2

	READ	<p>Read the  and  words from Activity 1.</p>
--	-------------	--





	WRITE	<p>Write the  words and  words in your dictionary.</p> <p>Write a sentence with: sting</p> <p>Write a question with: leave</p>
---	--------------	--

THURSDAY ACTIVITY 1

	LOOK & SAY	alone	leave	around	play	thought
	SOUND OUT	stood	look	shook		took
		sing	sung	swing		ring

	READ	<div data-bbox="384 1451 746 1984" data-label="Image"> </div> <p>Fanisa thought no one will play with her. She stood with Ntsako. She did not want to be alone. She would not leave Ntsako alone. She stood with Ntsako all day. Fanisa thought no one will play with her because she looks different. Ntsako told Fanisa to leave her alone. She did not want Fanisa around all the time! Fanisa was so sad. She sat and cried alone.</p>
--	-------------	--





THURSDAY ACTIVITY 2

	READ	Read the  and  words from Activity 1.
	WRITE	<ol style="list-style-type: none">Who thought no one would play with her? _____ thought no one would play with her.Who did she stand with? She stood with _____.When did she stand with Ntsako? She stood with Ntsako _____.Why did Fanisa think no one would play with her? Fanisa thought no one would play with her because _____.How did Fanisa feel when Ntsako told her that she did not want her around all the time? Fanisa felt _____ when Ntsako told her that she did not want her around all the time.

FRIDAY ACTIVITY 1

	READ	Read all the  and  words again.
	READ	Read the story from Thursday Activity 1.

FRIDAY ACTIVITY 2

	READ	Read all the  and  words again.
	WRITE	Write the sentences in your book. Fix the mistakes. <ol style="list-style-type: none">she stood with ntsakontsako told fanisa to leave her aloneshe did not want fanisa around all the time






HOME LANGUAGE WORKSHEET
ENGLISH GRADE 3 TERM 1

WEEK 9


MONDAY ACTIVITY 1




	LOOK & SAY	poor	magic	money	about	giant
	SOUND OUT	sing	song	ring	swing	
		took	shook	stood	look	
	READ	I will <u>sing</u> . I will <u>sing</u> a <u>song</u> about a poor giant. I will <u>sing</u> a magic <u>song</u> about a poor giant. I will <u>sing</u> a magic <u>song</u> about a poor giant that had no money. Will you <u>sing</u> with me? Will you <u>sing</u> the <u>song</u> with me? Will you <u>sing</u> the <u>song</u> about a poor giant with me? Will you <u>sing</u> the magic <u>song</u> about a poor giant with me? Will you <u>sing</u> the magic <u>song</u> about a poor giant that had no money with me?				
	WRITE	Write the  and  words in your dictionary.				

MONDAY ACTIVITY 2





	READ	Read the  and  words from Activity 1.				
	READ	I <u>took</u> the <u>ring</u> . I <u>took</u> the magic <u>ring</u> . I <u>took</u> that magic <u>ring</u> to the <u>swing</u> . I will sit. I will sit on the <u>swing</u> . I will sit on the <u>swing</u> with the <u>ring</u> . I will sit n the <u>swing</u> with the magic <u>ring</u> . I will <u>look</u> . I will <u>look</u> at the <u>ring</u> . I will <u>look</u> at the <u>ring</u> as I sit on the <u>swing</u> . I will <u>look</u> at the magic <u>ring</u> as I sit on the <u>swing</u> .				
	WRITE	Write a sentence with: money Write a question with: song				

TUESDAY ACTIVITY 1




	LOOK & SAY	poor	magic	money	about	giant
--	------------	------	-------	-------	-------	-------


	SOUND OUT	car	far	tar	hard
		scar	star	jar	dark
	READ	I see a <u>car</u> . I see a <u>car</u> on the <u>tar</u> road. I see a <u>car</u> on the <u>dark tar</u> road. It has a <u>star</u> . The <u>car</u> has a <u>star</u> . I see a <u>car</u> with a <u>star</u> on the <u>dark tar</u> road. Can you see the <u>car</u> ? Can you see the <u>car</u> on the <u>tar</u> road? Can you see the <u>car</u> on the <u>dark tar</u> road? Can you see the <u>car</u> with the <u>star</u> on the <u>dark tar</u> road?			
	WRITE	1. What can I see? I can see a ____. 2. Where is the car? The car is on the _____.			

TUESDAY ACTIVITY 2

	READ	Read the  and  words from Activity 1.
	WRITE	Write a sentence with: star Write a question with: about




WEDNESDAY ACTIVITY 1

	LOOK & SAY	poor	magic	money	about	giant
	SOUND OUT	fork	born	storm	torch	
		short	sport	sort	north	
	READ	I have a <u>fork</u> . I will eat with the <u>fork</u> . I will eat <u>pork</u> with the <u>fork</u> . Will you eat with me? Will you eat <u>pork</u> with a <u>fork</u> with me? I am not poor. I have lots of money. I can eat lots of <u>pork</u> . I like to eat <u>pork</u> . I like to eat <u>pork</u> with a <u>fork</u> . I like to eat lots of <u>pork</u> with a <u>fork</u> . Do you like to eat <u>pork</u> ? Do you like to eat <u>pork</u> with a <u>fork</u> ? Do you like to eat lots of <u>pork</u> with a <u>fork</u> ?				

	WRITE	<p>3. What will I eat with? I will eat with a ____.</p> <p>4. What do I like to eat? I like to eat ____.</p>
--	--------------	--


WEDNESDAY ACTIVITY 2

	READ	Read the  and  words from Activity 1.
--	-------------	---





	WRITE	Write the  words and  words in your dictionary. Write a sentence with: sport Write a question with: money
--	--------------	---

THURSDAY ACTIVITY 1

	LOOK & SAY	poor	magic	money	about	giant
	SOUND OUT	sort	born	storm		short
		dark	hard	star		far

	READ	<div data-bbox="370 1070 1024 1751" data-label="Image"> </div> <p>Jack is poor. Jack and his mom are poor. They have no money. They thought. They thought about the giant. They thought about the giant that took their magic hen. They wished for their magic hen back. Jack will go. He will go to the giant. He will go to get the magic hen. He will go to get the magic hen back from the giant. Jack and his mom are not poor anymore. They have the magic hen! Jack took the magic hen from the giant!</p>
--	-------------	---





THURSDAY ACTIVITY 2

	READ	Read the  and  words from Activity 1.
	WRITE	<ol style="list-style-type: none">1. Who is poor? _____ and his _____ are poor.2. Who took their magic hen? The _____ took their magic hen.3. Who will go get the magic hen? _____ will go get the magic hen.4. Why are Jack and his mom not poor anymore? Jack and his mom are not poor anymore because _____.5. How did they get the magic hen back? _____ took the magic hen from the _____.

FRIDAY ACTIVITY 1

	READ	Read all the  and  words again.
	READ	Read the story from Thursday Activity 1.







FRIDAY ACTIVITY 2

	READ	Read all the  and  words again.
	WRITE	Write the sentences in your book. Fix the mistakes. <ol style="list-style-type: none">1. jack and his mom are poor2. he will go to get the magic hen back from the giant3. jack took the magic hen from the giant






HOME LANGUAGE WORKSHEET
ENGLISH GRADE 3 TERM 1

WEEK 10

MONDAY ACTIVITY 1

	LOOK & SAY	picture	colourful	words	read	write
	SOUND OUT	ship	must	great	story	
		book	hard	chair	with	
	READ	I <u>must</u> look. I <u>must</u> look at the <u>book</u> . I <u>must</u> look at the <u>book</u> about <u>ships</u> . I <u>must</u> sit. I <u>must</u> sit on the <u>chair</u> . I <u>must</u> sit on the <u>chair</u> and look. I <u>must</u> sit on the <u>chair</u> and look at the <u>book</u> . I <u>must</u> sit on the <u>chair</u> and look at the <u>book</u> about <u>ships</u> . I <u>must</u> read. I <u>must</u> sit and read. I <u>must</u> sit and read the <u>story</u> in the <u>book</u> about <u>ships</u> .				
	WRITE	Write the  and  words in your dictionary.				

MONDAY ACTIVITY 2

	READ	Read the  and  words from Activity 1.
	READ	I like to read. I like to read I like to read. I <u>must</u> read a <u>story</u> . I <u>must</u> read a <u>story</u> about a king. I <u>must</u> read a <u>story</u> about a king and his <u>ship</u> . I <u>must</u> read a <u>story</u> about a <u>great</u> king and his colourful <u>ship</u> . I will read <u>with</u> my mom. My mom also likes to read. My mom will read the <u>story</u> <u>with</u> me. She will read the <u>story</u> about the king and his <u>ship</u> <u>with</u> me. She will read the <u>story</u> about the <u>great</u> king and his colourful <u>ship</u> <u>with</u> me.
	WRITE	Write a sentence with: picture Write a question with: hard

TUESDAY ACTIVITY 1

	LOOK & SAY	picture	colourful	words	read	write
--	------------	---------	-----------	-------	------	-------


	SOUND OUT	turn	nurse	hurt	burn
		burnt	burst	church	surf
	READ	I <u>hurt</u> my leg. I <u>hurt</u> my leg in <u>church</u> . I <u>burnt</u> my leg. I <u>burnt</u> my leg in <u>church</u> . How did you <u>hurt</u> your leg? How did you <u>hurt</u> your leg in <u>church</u> ? How did you <u>burn</u> your leg? How did you <u>burn</u> your leg in <u>church</u> ? You must go to the <u>nurse</u> . The <u>nurse</u> will help you. The <u>nurse</u> will help you with your leg. The <u>nurse</u> will help you with your <u>burnt</u> leg.			
	WRITE	1. Where did I burn my leg? I burnt my leg in ____. 2. Who must I go to? I must go to the ____.			

TUESDAY ACTIVITY 2

	READ	Read the and words from Activity 1.
	WRITE	Write a sentence with: write Write a question with: church




WEDNESDAY ACTIVITY 1

	LOOK & SAY	picture	colourful	words	read	write
	SOUND OUT	bird	third	thirst	thirsty	
		chirp	first	shirt	skirt	
	READ	I see a <u>bird</u> . I see a colourful <u>bird</u> . The <u>bird</u> will <u>chirp</u> . The colourful <u>bird</u> will <u>chirp</u> . Can you see the <u>bird</u> ? Can you see the colourful <u>bird</u> ? Can you hear the <u>bird</u> ? Can you hear the colourful <u>bird chirp</u> ? I will write a story. I will write a story about the <u>bird</u> . I will write a story about the colourful <u>bird</u> . Will you read my story? Will you read my story about the colourful <u>bird</u> ?				

	WRITE	<p>3. What kind of bird do I see? I see a _____ bird.</p> <p>4. What will the colourful bird do? I colourful bird will _____.</p>
--	--------------	---



WEDNESDAY ACTIVITY 2

	READ	Read the  and  words from Activity 1.
--	-------------	---





	WRITE	Write the  words and  words in your dictionary. Write a sentence with: first Write a question with: thirsty
--	--------------	---

THURSDAY ACTIVITY 1

	LOOK & SAY	picture	colourful	words	read	write
	SOUND OUT	turn	hurt	burnt		burst
		first	thirsty	bird		shirt

	READ	<div style="display: flex; align-items: center;">  <div style="margin-left: 20px;"> <p>Stacey likes to read. Stacey likes to look at pictures. She likes to look at colourful pictures. She likes to look at the colourful pictures in books. Stacey likes to write. She likes to write stories. Stacey writes words to make a story. She writes words to make a great story. Her dream is to write. Her dream is to write a book. She works hard. She works hard to write a book!</p> </div> </div>
--	-------------	--





THURSDAY ACTIVITY 2

	READ	Read the  and  words from Activity 1.
	WRITE	<ol style="list-style-type: none">Who likes to read? _____ likes to read.What does Stacey like to look at? She likes to look at _____.Who likes to write? _____ likes to write.What does Stacey write to make a story? Stacey writes _____ to make a story.What does Stacey work hard to do? Stacey works hard to _____.

FRIDAY ACTIVITY 1

	READ	Read all the  and  words again.
	READ	Read the story from Thursday Activity 1.

FRIDAY ACTIVITY 2






	READ	Read all the  and  words again.
	WRITE	Write the sentences in your book. Fix the mistakes. <ol style="list-style-type: none">stacey writes words to make a storyher dream is to write a bookshe works hard to write a book

HOME LANGUAGE WORKSHEET






ENGLISH GRADE 3 TERM 1

WEEK 3



MONDAY ACTIVITY 1



	LOOK & SAY	eat	phone	scared	help	friend
	SOUND OUT	call	fun	not	see	
		think	mad	cross	glad	
	READ	I am <u>glad</u> . I am <u>glad</u> to <u>see</u> you are <u>not</u> <u>mad</u> . I am <u>glad</u> to <u>see</u> you are <u>not</u> <u>cross</u> . It is <u>not</u> <u>fun</u> to be <u>mad</u> . It is <u>not</u> <u>fun</u> to be <u>cross</u> . It is <u>fun</u> to be <u>glad</u> . Do you <u>think</u> it is <u>fun</u> ? Do you <u>think</u> it is <u>fun</u> to be <u>mad</u> ? Do you <u>think</u> it is <u>fun</u> to be <u>cross</u> ? I do <u>not</u> <u>think</u> it is <u>fun</u> to be <u>mad</u> and <u>cross</u> .				
	WRITE	Write the  and  words in your dictionary.				

MONDAY ACTIVITY 2





	READ	Read the  and  words from Activity 1.
	READ	Can I <u>call</u> you? Can I <u>call</u> you <u>mad</u> ? Is it <u>fun</u> ? Is it <u>fun</u> to <u>call</u> you <u>mad</u> ? It is <u>not</u> . It is <u>not</u> <u>fun</u> . It is <u>not</u> <u>fun</u> to <u>call</u> you <u>mad</u> . You will be <u>cross</u> . You will be <u>cross</u> if I <u>call</u> you <u>mad</u> . You will <u>not</u> be <u>glad</u> . You will <u>not</u> be <u>glad</u> if I <u>call</u> you <u>mad</u> . I will <u>not</u> <u>call</u> you. I will <u>not</u> <u>call</u> you <u>mad</u> .
	WRITE	Write a sentence with: help Write a question with: think

TUESDAY ACTIVITY 1





	LOOK & SAY	eat	phone	scared	help	friend
	SOUND OUT	stop	stand	must	just	
		strong	rust	bust	strap	

	READ	I <u>must stop</u> . I <u>must just stop</u> . I <u>must stop</u> and think. I <u>must just stop</u> and think. <u>Must I help</u> ? <u>Must I stop</u> to help? <u>Must I stop</u> to help my friend. My friend will be glad. My friend will be glad if I <u>stop</u> . My friend will be glad if I <u>stop</u> to help. He will not be mad. He will not be mad if I <u>stop</u> . He will not be mad if I <u>stop</u> to help.
	WRITE	1. Who must I stop and help? I must stop and help my _____. 2. How will my friend feel if I stop and help? My friend will feel _____ if I stop and help.







TUESDAY ACTIVITY 2

	READ	Read the  and  words from Activity 1.
	WRITE	Write a sentence with: eat Write a question with: strong



WEDNESDAY ACTIVITY 1



	LOOK & SAY	eat	phone	scared	help	friend
	SOUND OUT	boat	coat	road	goat	
	READ	I see a <u>boat</u> . I see a <u>boat</u> on the <u>road</u> . I see a <u>goat</u> in the <u>boat</u> on the <u>road</u> ! Can you see the <u>boat</u> ? Can you see the <u>boat</u> on the <u>road</u> ? Can you the <u>goat</u> in the <u>boat</u> on the <u>road</u> ? Must we help? Must we help the <u>goat</u> ? Must we help the <u>goat</u> in the <u>boat</u> ? Must we help the <u>goat</u> in the <u>boat</u> on the <u>road</u> ?				
	WRITE	1. Where is the boat? The boat is in the _____. 2. What is in the boat? The _____ is in the boat.				

WEDNESDAY ACTIVITY 2





	READ	Read the  and  words from Activity 1.
	WRITE	Write the  words and  words in your dictionary. Write a sentence with: friend Write a question with: soap

THURSDAY ACTIVITY 1





	LOOK & SAY	eat	phone	scared	help	friend			
	SOUND OUT	stop		must		just		bust	
		boast		boat		road		coat	

	READ		<p>The fish are scared. The fish are scared for their friend. The fish <u>must</u> help. The fish <u>must</u> help their friend. They <u>must</u> <u>stop</u> and help their friend! They <u>must</u> phone. They <u>must</u> <u>just</u> phone. They <u>must</u> <u>just</u> phone Wendy. They <u>must</u> <u>just</u> phone Wendy to help. They <u>must</u> <u>just</u> phone Wendy to help their friend. The shark <u>must</u> not eat their friend. Wendy <u>must</u> <u>stop</u> the shark! Will Wendy <u>stop</u> the shark? Will Wendy help?</p>
---	------	--	---





THURSDAY ACTIVITY 2

	READ	Read the  and  words from Activity 1.
	WRITE	<ol style="list-style-type: none">1. Who is scared? The _____ are scared.2. Who are they scared for? They are scared for their _____.3. Who must they phone? They must phone _____.4. Who wants to eat their friend? The _____ wants to eat their friend.5. Who must stop the shark? _____ must stop the shark.

FRIDAY ACTIVITY 1

	READ	Read all the  and  words again.
	READ	Read the story from Thursday Activity 1.

FRIDAY ACTIVITY 2







	READ	Read all the  and  words again.
	WRITE	Write the sentences in your book. Fix the mistakes. <ol style="list-style-type: none">1. they must stop and help their friend2. they must just phone wendy to help3. will wendy stop the shark

HOME LANGUAGE WORKSHEET






ENGLISH GRADE 3 TERM 1

WEEK 4



MONDAY ACTIVITY 1


	LOOK & SAY	please	ruin	why	knock	sorry
	SOUND OUT	strong	goat	roast	must	
		stop	soak	road	toad	
	READ	<p><u>Must I roast?</u> <u>Must I roast</u> the <u>goat</u>? <u>Must I soak</u> the <u>goat</u>? <u>Must I soak</u> and <u>roast</u> the <u>goat</u>? You <u>must stop</u>! You <u>must not roast</u> the <u>goat</u>. You <u>must not soak</u> the <u>goat</u>. You <u>must not soak</u> and <u>roast</u> the <u>goat</u>. Why <u>must I not roast</u> the <u>goat</u>? Why <u>must I not soak</u> the <u>goat</u>? Why <u>must I not soak</u> and <u>roast</u> the <u>goat</u>?</p>				
	WRITE	Write the  and  words in your dictionary.				


MONDAY ACTIVITY 2

	READ	Read the  and  words from Activity 1.
	READ	<p>Can you see the <u>toad</u>? Can you see the <u>toad</u> in the <u>road</u>? The <u>toad</u> is <u>strong</u>. The <u>toad</u> in the <u>road</u> is <u>strong</u>. <u>Must I stop</u>? <u>Must I stop</u> so you can see? I will <u>stop</u>. I will <u>stop</u> so you can see. I will <u>stop</u> so you can see the <u>toad</u>. I will <u>stop</u> so you can see the <u>toad</u> in the <u>road</u>. I will <u>stop</u> so you can see the <u>strong toad</u> in the <u>road</u>.</p>
	WRITE	<p>Write a sentence with: knock Write a question with: stop</p>

TUESDAY ACTIVITY 1


	LOOK & SAY	please	ruin	why	knock	sorry
	SOUND OUT	drip	drop	drag	drum	
		drink	dream	dress	drift	

	READ	<p>I must not <u>drip</u> the <u>drink</u>. I must not <u>drip</u> the <u>drink</u> on her <u>dress</u>. I must not <u>drag</u>. I must not <u>drag</u> her <u>dress</u>. I must not <u>drop</u>. I must not <u>drop</u> her <u>dress</u>. It will ruin her <u>dress</u>. It will ruin her <u>dress</u> if I <u>drip</u> the <u>drink</u> on it. It will ruin her <u>dress</u> if I <u>drag</u> it. It will ruin her <u>dress</u> if I <u>drop</u> it. She will be sad. She will be sad if I ruin her <u>dress</u>.</p>
---	-------------	---

	WRITE	<p>1. What must I not ruin? I must not ruin her _____.</p> <p>2. How will she feel if I ruin her dress? She will feel _____ if I ruin her dress.</p>
---	--------------	--


TUESDAY ACTIVITY 2


	READ	Read the  and  words from Activity 1.
---	-------------	---


	WRITE	Write a sentence with: drum Write a question with: why
--	--------------	---

WEDNESDAY ACTIVITY 1







	LOOK & SAY	please	ruin	why	knock	sorry
---	-----------------------	--------	------	-----	-------	-------

	SOUND OUT	tree	seem	queen	weed
		street	free	speed	sweet

	READ	<p>I see a <u>queen</u>. I see a <u>sweet queen</u> in the <u>tree</u>. I see a <u>sweet queen</u> in the <u>tree</u> by the <u>street</u>. Why is the <u>sweet queen</u> in the <u>tree</u>? Why is the <u>sweet queen</u> in the <u>tree</u> by the <u>street</u>? The <u>queen</u> wants to be <u>free</u>. The <u>sweet queen</u> wants to be <u>free</u>. She wants to be <u>free</u> to sit in the <u>tree</u>. Why does the <u>sweet queen</u> want to be <u>free</u> to sit in the <u>tree</u>?</p>
---	-------------	---



	<p>WRITE</p>	<p>1. Where is the queen? The queen is in the ____.</p> <p>2. Why is the queen in the tree? The queen is in the tree because she wants to be ____.</p>
---	---------------------	--

WEDNESDAY ACTIVITY 2





	<p>READ</p>	<p>Read the  and  words from Activity 1.</p>
	<p>WRITE</p>	<p>Write the  words and  words in your dictionary. Write a sentence with: queen Write a question with: please</p>

THURSDAY ACTIVITY 1





	<p>LOOK & SAY</p>	<p>please</p>	<p>ruin</p>	<p>why</p>	<p>knock</p>	<p>sorry</p>
	<p>SOUND OUT</p>	<p>dream</p>	<p>drink</p>	<p>drop</p>	<p>drag</p>	
		<p>seem</p>	<p>sweet</p>	<p>speed</p>	<p>street</p>	

	<p>READ</p>	<div style="display: flex; align-items: center;">  <div style="margin-left: 20px;"> <p>Mbuso has a dream. He has a dream to build a big sandcastle. The girl will come. She will come to knock it down. She is not sweet! She is not a sweet girl! Why will she knock the sandcastle? Why will she knock the sandcastle down? She will run with speed. She will run with speed and knock it down. How will Mbuso feel? Will the girl say sorry? Will the girl say sorry to Mbuso?</p> </div> </div>
---	--------------------	---





THURSDAY ACTIVITY 2

	READ	Read the  and  words from Activity 1.
	WRITE	<ol style="list-style-type: none">Who has a dream to build a big sandcastle? _____ has a dream to build a big sandcastle.What will the girl do to the sandcastle? The girl will _____ the sandcastle down.How will she run? She will run with _____.Is the girl a sweet girl? Yes/No, The girl is/ is not a sweet girl.Do you think the girl should say sorry to Mbuso? Yes/ No, I do/do not think the girl should say sorry to Mbuso.

FRIDAY ACTIVITY 1

	READ	Read all the  and  words again.
	READ	Read the story from Thursday Activity 1.

FRIDAY ACTIVITY 2







	READ	Read all the  and  words again.
	WRITE	Write the sentences in your book. Fix the mistakes. <ol style="list-style-type: none">she is not sweethow will mbuso feelwill the girl say sorry to mbuso

HOME LANGUAGE WORKSHEET






ENGLISH GRADE 3 TERM 1

WEEK 5

MONDAY ACTIVITY 1



	LOOK & SAY	over	hurt	won	shoes	like
	SOUND OUT	feel	dream	drink	free	
		drop	street	drift	speed	
	READ	I like to <u>feel free</u> . I like to <u>dream of speed</u> . I like to <u>feel free and dream of speed</u> in the <u>street</u> . I like to <u>feel free and dream of speed</u> in the <u>street</u> , but I do not want to get hurt. I will just <u>dream</u> . I will just <u>dream of speed</u> . I will just <u>dream of speed</u> in the <u>street</u> .				
	WRITE	Write the  and  words in your dictionary.				

MONDAY ACTIVITY 2





	READ	Read the  and  words from Activity 1.
	READ	I must not <u>drop my drink</u> . I must not <u>drop my drink</u> in the <u>street</u> . My mom will not like it. She will not like it if I <u>drop my drink</u> . She will not like it if I <u>drop my drink</u> in the <u>street</u> . I will <u>feel bad</u> . I will <u>feel bad</u> if I <u>drop my drink</u> . I will <u>feel bad</u> if I <u>drop my drink</u> in the <u>street</u> . I will <u>feel bad</u> if I make my mom mad.
	WRITE	Write a sentence with: won Write a question with: drop

TUESDAY ACTIVITY 1



	LOOK & SAY	over	hurt	won	shoes	like
	SOUND OUT	grab	grin	groan	green	
		grass	grand	great	grade	


	READ	I feel <u>great</u> . I feel <u>grand</u> . I feel <u>great</u> and <u>grand</u> . I feel <u>great</u> and <u>grand</u> to be in the next <u>grade</u> . I <u>grin</u> . I <u>grin</u> when I feel <u>great</u> . I <u>grin</u> when I feel <u>grand</u> . I <u>grin</u> when I feel <u>great</u> and <u>grand</u> . Do you <u>grin</u> ? Do you <u>grin</u> when you feel <u>great</u> ? Do you <u>grin</u> when you feel <u>grand</u> ? Do you <u>grin</u> when you feel <u>great</u> and <u>grand</u> ?
	WRITE	1. How do I feel? I feel ____ and ____. 2. What do I do when I feel great and grand? I ____ when I feel great and grand.

TUESDAY ACTIVITY 2

	READ	Read the  and  words from Activity 1.
	WRITE	Write a sentence with: shoes Write a question with: grade







WEDNESDAY ACTIVITY 1

	LOOK & SAY	over	hurt	won	shoes	like
	SOUND OUT	moon	spoon	soon	groom	
	READ	I like to eat <u>food</u> . I like to eat <u>food</u> in the <u>pool</u> . I like to eat <u>food</u> in the <u>pool</u> with a <u>spoon</u> . I drop <u>food</u> . I drop <u>food</u> in the <u>pool</u> . My dad will not like it. He will not like <u>food</u> in the <u>pool</u> . I must not eat in the <u>pool</u> . I must not eat <u>food</u> in the <u>pool</u> . I must not eat <u>food</u> in the <u>pool</u> with a <u>spoon</u> . I must not drop <u>food</u> in the <u>pool</u> !				



	WRITE	1. Where do I like to eat food? I like to eat food in the ____.
---	-------	--



		2. What do I drop in the pool? I drop _____ in the pool.
--	--	---

WEDNESDAY ACTIVITY 2




	READ	Read the  and  words from Activity 1.
	WRITE	Write the  words and  words in your dictionary. Write a sentence with: moon Write a question with: like


THURSDAY ACTIVITY 1

	LOOK & SAY	over	hurt	won	shoes	like
	SOUND OUT	grand	grin	great	green	
		zoom	soon	loom	food	





	READ	 <p>Zodwa like to run. Zodwa is a <u>great</u> runner. She has no shoes. Her feet hurt. Her feet hurt when she runs with no shoes. The lady will give her shoes. She will give her <u>green</u> shoes. Zodwa will be the best runner with her <u>green</u> shoes! She <u>zoomed</u> down the track. She <u>zoomed</u> down the track with her <u>green</u> shoes. She won! Zodwa won! Zodwa feels <u>great</u>! She feels <u>grand</u>!</p>
---	-------------	---

THURSDAY ACTIVITY 2





	READ	Read the  and  words from Activity 1.
	WRITE	1. What does Zodwa like to do?

		<p>Zodwa likes to _____.</p> <p>2. Who is a great runner? _____ is a great runner.</p> <p>3. Who will give her shoes? The _____ will give her shoes.</p> <p>4. What colour shoes will Zodwa get? Zodwa will get _____ shoes.</p> <p>5. Who won the race? _____ won the race.</p>
---	--	--

FRIDAY ACTIVITY 1

	<p>READ</p>	<p>Read all the  and  words again.</p>
	<p>READ</p>	<p>Read the story from Thursday Activity 1.</p>

FRIDAY ACTIVITY 2






	<p>READ</p>	<p>Read all the  and  words again.</p>
	<p>WRITE</p>	<p>Write the sentences in your book. Fix the mistakes.</p> <ol style="list-style-type: none"> 1. zodwa will be the best runner with her green shoes 2. she zoomed down the track 3. zodwa feels great

HOME LANGUAGE WORKSHEET






ENGLISH GRADE 3 TERM 1

WEEK 6

MONDAY ACTIVITY 1




	LOOK & SAY	different	dance	beauty	because	one
	SOUND OUT	grass	green	great		grin
		moon	soon	food		spoon
	READ	<p>I will dance. I will dance on the <u>grass</u>. I will dance on the <u>green grass</u>. I will dance on the <u>green grass</u> under the <u>moon</u>. I will dance on the <u>green grass</u> under the <u>moon</u> with a <u>spoon</u>. I will dance a <u>great</u> dance on the <u>green grass</u> under the <u>moon</u> with a <u>spoon</u>. I will dance <u>soon</u>. <u>Soon</u> I will dance a <u>great</u> dance on the <u>green grass</u> under the <u>moon</u> with a <u>spoon</u>.</p>				
	WRITE	Write the  and  words in your dictionary.				

MONDAY ACTIVITY 2





	READ	Read the  and  words from Activity 1.				
	READ	<p>I <u>grin</u>. I <u>grin</u> at the <u>moon</u>. I <u>grin</u> at the <u>great moon</u>. Do you <u>grin</u>? Do you <u>grin</u> at the <u>great moon</u>? I <u>grin</u> because the <u>moon</u> is full of beauty I <u>grin</u> at the <u>great moon</u> because it is full of beauty. Do you think the <u>moon</u> is full of <u>beauty</u>? Do you <u>grin</u> at the <u>great moon</u> because it is full of beauty? You must <u>grin</u> at the <u>great moon</u> because it is full of beauty!</p>				
	WRITE	<p>Write a sentence with: soon Write a question with: different</p>				

TUESDAY ACTIVITY 1




	LOOK & SAY	different	dance	beauty	because	one
--	------------	-----------	-------	--------	---------	-----


	SOUND OUT	ship	shop	shin	shot
		bash	mash	fish	wish
	READ	<p>I <u>wish</u>. I <u>wish</u> I can go on a <u>ship</u>. I <u>wish</u> I can go on a big <u>ship</u>. I <u>wish</u> I can go on a big <u>ship</u> that has a <u>shop</u>. I <u>wish</u> I can go on a big <u>ship</u> so I can <u>fish</u>. Do you <u>wish</u>? Do you <u>wish</u> to go on a <u>ship</u>? Do you <u>wish</u> to go on a big <u>ship</u>? Do you <u>wish</u> to go on a big <u>ship</u> that has a <u>shop</u>? Do you <u>wish</u> to go on a big <u>ship</u> so you can <u>fish</u>?</p>			
	WRITE	<p>1. What do I wish I can go on? I wish I can go on a _____.</p> <p>2. What do I want to do on the big ship? I want to _____ on the big ship.</p>			

TUESDAY ACTIVITY 2

	READ	Read the  and  words from Activity 1.
	WRITE	Write a sentence with: because Write a question with: mash




WEDNESDAY ACTIVITY 1

	LOOK & SAY	different	dance	beauty	because	one
	SOUND OUT	thin	thick	thud	three	
		moth	with	math	bath	
	READ	<p>I see a <u>moth</u>. I see a <u>moth</u> on the <u>bath</u>. I see the <u>moth</u> on the <u>bath</u> <u>with</u> <u>thin</u> wings. I see the <u>moth</u> <u>with</u> the <u>thin</u> wings dance on the <u>bath</u>. Can you see the <u>moth</u>? Can you see the <u>moth</u> on the <u>bath</u>? Can you see the <u>moth</u> on the <u>bath</u> <u>with</u> the <u>thin</u> wings? Can you see the <u>moth</u> <u>with</u> the <u>thin</u> wings dance on the <u>bath</u>? Why is the <u>moth</u> on the <u>bath</u>? Why is the <u>moth</u> <u>with</u> the <u>thin</u> wings on the <u>bath</u>?</p>				



	WRITE	1. What can I see? I can see a ____. 2. Where is the moth? The moth is on the ____.
---	--------------	--


WEDNESDAY ACTIVITY 2

	READ	Read the  and  words from Activity 1.
---	-------------	---

	WRITE	Write the  words and  words in your dictionary. Write a sentence with: three Write a question with: one
---	--------------	---


THURSDAY ACTIVITY 1

	LOOK & SAY	different	dance	beauty	because	one
	SOUND OUT	with	thin	thick	three	
		shin	wish	bash	shop	

	READ	<div data-bbox="416 1093 799 1771" data-label="Image"> </div> <p data-bbox="820 1055 1501 1697"> Musa likes to dance. He is different. He is different because he has only one leg! He is not scared to dance. He is not scared to dance <u>with</u> one leg. He dances <u>with</u> beauty. He had a dream. He had a <u>wish</u>. He wanted to be the best. He wanted to be the best dancer! He had a dream and a <u>wish</u> to be the best dancer. Did Musa stop? He did not stop because he had only one leg! </p>
---	-------------	---

THURSDAY ACTIVITY 2

	READ	Read the  and  words from Activity 1.
---	-------------	---

	<p>WRITE</p>	<ol style="list-style-type: none"> 1. What does Musa like to do? Musa likes to _____. 2. Why is Musa different? Musa is different because _____. 3. How does Musa dance? Musa dances with _____. 4. What did Musa want to be? Musa wanted to be the _____. 5. Did Musa stop because he only had one leg? Yes/No, Musa did/did not stop because he only had one leg.
---	---------------------	--


FRIDAY ACTIVITY 1

	<p>READ</p>	<p>Read all the  and  words again.</p>
---	--------------------	--

	<p>READ</p>	<p>Read the story from Thursday Activity 1.</p>
--	--------------------	---

FRIDAY ACTIVITY 2







	<p>READ</p>	<p>Read all the  and  words again.</p>
---	--------------------	--

	<p>WRITE</p>	<p>Write the sentences in your book. Fix the mistakes.</p> <ol style="list-style-type: none"> 1. he is different because he has only one leg 2. he wanted to be the best dancer 3. did musa stop
---	---------------------	---






HOME LANGUAGE WORKSHEET
ENGLISH TERM 1

WEEK 7

MONDAY ACTIVITY 1




	LOOK & SAY	always	special	toy	idea	hair
	SOUND OUT	with	three	thin	bath	
		wish	shop	bash	fish	
	READ	I <u>wish</u> . I <u>wish</u> I had <u>three</u> <u>fish</u> . I <u>wish</u> I had <u>three</u> <u>fish</u> in my <u>bath</u> . I <u>wish</u> I had <u>three</u> <u>fish</u> to swim <u>with</u> me. I <u>wish</u> I had <u>three</u> <u>fish</u> to swim <u>with</u> me in the <u>bath</u> . Do you <u>wish</u> you had <u>fish</u> ? Do you <u>wish</u> you had <u>fish</u> in the <u>bath</u> ? Do you <u>wish</u> you had <u>fish</u> to swim <u>with</u> you? Do you <u>wish</u> you had <u>fish</u> to swim in the <u>bath</u> <u>with</u> you?				
	WRITE	Write the  and  words in your dictionary.				

MONDAY ACTIVITY 2





	READ	Read the  and  words from Activity 1.				
	READ	I will go. I will go to the <u>shop</u> . I will go to the <u>shop</u> <u>with</u> my mom. I will go to the <u>fish</u> <u>shop</u> . I will go to the <u>fish</u> <u>shop</u> <u>with</u> my mom. I will go to the <u>fish</u> <u>shop</u> <u>with</u> my mom because she wants to eat <u>fish</u> . I will go to the <u>fish</u> <u>shop</u> <u>with</u> my mom because she wants to eat <u>fish</u> for dinner. I like to eat <u>fish</u> . I like to eat <u>fish</u> for dinner. Do you like to eat <u>fish</u> ? Do you like to eat <u>fish</u> for dinner?				
	WRITE	Write a sentence with: toy Write a question with: thin				

TUESDAY ACTIVITY 1




	LOOK & SAY	always	special	toy	idea	hair
--	------------	--------	---------	-----	------	------


	SOUND OUT	chin	chop	chip	chain
		rich	such	much	chair
	READ	I sit. I always sit. I sit on my <u>chair</u> . I always sit on my <u>chair</u> . I sit on my <u>chair</u> and eat my <u>chips</u> . I always sit on my <u>chair</u> and eat my <u>chips</u> . I sit on my <u>chair</u> and eat my <u>chop</u> . I always sit on my <u>chair</u> and eat my <u>chop</u> . I sit on my <u>chair</u> and I eat my <u>chips</u> and my <u>chop</u> . I always sit on my <u>chair</u> and eat my <u>chips</u> and my <u>chop</u> .			
	WRITE	1. Where do I always sit? I always sit on my _____. 2. What do I always eat? I always my _____ and my _____.			

TUESDAY ACTIVITY 2

	READ	Read the  and  words from Activity 1.
	WRITE	Write a sentence with: chin Write a question with: hair




WEDNESDAY ACTIVITY 1

	LOOK & SAY	always	special	toy	idea	hair
	SOUND OUT	crib	crab	crop	crack	
		crash	crunch	cry	cried	
	READ	I hear a <u>crash</u> . I hear a <u>crunch</u> . I see a <u>crab</u> . I see a <u>crab</u> <u>crunch</u> my <u>chips</u> . I see a <u>crab</u> <u>crack</u> my <u>chips</u> . I see a big <u>crab</u> <u>crunch</u> and <u>crack</u> my <u>chips</u> ! I <u>cried</u> . I <u>cried</u> when the <u>crab</u> <u>crunched</u> my <u>chips</u> . I <u>cried</u> when the <u>crab</u> <u>cracked</u> my <u>chips</u> . I <u>cried</u> when the <u>crab</u> <u>crunched</u> and <u>cracked</u> my <u>chips</u> . Do you think you would <u>cry</u> ? Would you <u>cry</u> if a <u>crab</u> <u>crunched</u> and <u>cracked</u> your <u>chips</u> ?				



	WRITE	<p>1. What can I see? I can see a ____.</p> <p>2. What did I do when the crab crunched and cracked my chips? I _____ when the crab crunched and cracked my chips.</p>
--	--------------	---



WEDNESDAY ACTIVITY 2

	READ	Read the  and  words from Activity 1.
--	-------------	---





	WRITE	Write the  words and  words in your dictionary. Write a sentence with: idea Write a question with: cry
--	--------------	--

THURSDAY ACTIVITY 1

	LOOK & SAY	always	special	toy	idea	hair
	SOUND OUT	chop	much	chair		such
		cry	cried	crash		crop

	READ	<div style="display: flex; align-items: center;">  <div style="margin-left: 20px;"> <p>Marie has a special toy. Teddy is her special toy. Marie always had Teddy with her. One day Josh had an idea. He will cut Teddy's hair! He will take Teddy and <u>chop</u> his hair. He thinks it is <u>such</u> a good idea! Do you think it is a good idea? Marie will <u>cry</u>. Marie will <u>cry</u> when she sees Teddy. Marie did <u>cry</u>. Marie <u>cried</u> when she saw Teddy. It was not <u>such</u> a good idea to <u>chop</u> Teddy's hair.</p> </div> </div>
--	-------------	---





THURSDAY ACTIVITY 2

	READ	Read the  and  words from Activity 1.
	WRITE	<ol style="list-style-type: none">Who is Marie's special toy? _____ is Marie's special toy.Who had an idea? _____ had an idea.What will Josh do to Teddy's hair? Josh will _____ Teddy's hair.What will Marie do when she sees Teddy? Marie will _____ when she sees Teddy.Was it a good idea to chop Teddy's hair? Yes/No, it was/ was not a good idea to chop Teddy's hair.

FRIDAY ACTIVITY 1

	READ	Read all the  and  words again.
	READ	Read the story from Thursday Activity 1.


FRIDAY ACTIVITY 2

	READ	Read all the  and  words again.
	WRITE	Write the sentences in your book. Fix the mistakes. <ol style="list-style-type: none">he will cut teddy's hairdo you think it is a good ideait was not such a good idea to chop teddy's hair






HOME LANGUAGE WORKSHEET
ENGLISH GRADE 3 TERM 1

WEEK 8


MONDAY ACTIVITY 1




	LOOK & SAY	alone	leave	around	play	thought
	SOUND OUT	chin	chop	chain	much	
		crack	crash	cry	crab	
	READ	I will <u>cry</u> . I will <u>cry</u> if I <u>crack</u> my <u>chin</u> . I will <u>cry</u> if I <u>crack</u> my <u>chin</u> on the <u>chain</u> . I will <u>cry</u> . I will <u>cry</u> if I <u>crash</u> my <u>chin</u> . I will <u>cry</u> if I <u>crash</u> my <u>chin</u> on the <u>chain</u> . I will <u>cry</u> if I <u>crack</u> and <u>crash</u> my <u>chin</u> on the <u>chain</u> . Will you <u>cry</u> ? Will you <u>cry</u> if you <u>crack</u> your <u>chin</u> on the <u>chain</u> ? Will you <u>cry</u> if you <u>crash</u> your <u>chin</u> on the <u>chain</u> ?				
	WRITE	Write the  and  words in your dictionary.				

MONDAY ACTIVITY 2





	READ	Read the  and  words from Activity 1.
	READ	The <u>crab</u> will <u>chop</u> . The <u>crab</u> will <u>crack</u> . The <u>crab</u> will <u>chop</u> and <u>crack</u> . What will the <u>crab</u> <u>chop</u> ? What will the <u>crab</u> <u>crack</u> ? What will the <u>crab</u> <u>chop</u> and <u>crack</u> ? The <u>crab</u> will <u>chop</u> the rock. The <u>crab</u> will <u>crack</u> the rock. The <u>crab</u> will <u>chop</u> and <u>crack</u> the rock. Will you <u>cry</u> ? Will you <u>cry</u> when the <u>crab</u> <u>chops</u> the rock? Will you <u>cry</u> when the <u>crab</u> <u>cracks</u> the rock?
	WRITE	Write a sentence with: crash Write a question with: crab

TUESDAY ACTIVITY 1



	LOOK & SAY	alone	leave	around	play	thought
--	------------	-------	-------	--------	------	---------


	SOUND OUT	stood	look	book	took
		shook	hook	foot	wood
	READ	I <u>stood</u> . I <u>stood</u> alone. I <u>stood</u> alone to <u>look</u> around. I <u>looked</u> . I <u>looked</u> at the <u>book</u> . I <u>looked</u> at the <u>book</u> with the <u>hook</u> . I <u>took</u> . I <u>took</u> the <u>book</u> . I <u>took</u> the <u>book</u> with the <u>hook</u> . I <u>shook</u> . I <u>shook</u> when I <u>looked</u> at the <u>book</u> . I <u>shook</u> when I <u>looked</u> at the <u>book</u> with the <u>hook</u> . I will leave the <u>book</u> . I will leave the <u>book</u> with the <u>hook</u> .			
	WRITE	1. Why did I stand alone? I stood alone to ____.			
		2. What did I do when I looked at the book with the hook? I ____ when I looked at the book with the hook.			


TUESDAY ACTIVITY 2

	READ	Read the  and  words from Activity 1.
	WRITE	Write a sentence with: foot Write a question with: play

WEDNESDAY ACTIVITY 1




	LOOK & SAY	alone	leave	around	play	thought
	SOUND OUT	sing	song	king	swing	
		sting	ring	sung	rang	

	READ	<p>I see the <u>king</u>. I see the <u>king sing</u>. I see the <u>king sing</u> a <u>song</u>. The <u>king</u> is on the <u>swing</u>. I see the <u>king</u> on the <u>swing</u>. I see the <u>king sing</u> on the <u>swing</u>. I see the <u>king sing</u> a <u>song</u> on the <u>swing</u>. He has a <u>ring</u>. I see the <u>king</u> with a <u>ring</u>. I see the <u>king</u> with a <u>ring</u> on the <u>swing</u>. I see the <u>king</u> with a <u>ring</u> <u>sing</u> a <u>song</u> on the <u>swing</u>.</p>
--	-------------	--



	WRITE	<p>1. Who can I see? I can see the ____.</p> <p>2. Where is the king? The king is on the ____.</p>
--	--------------	--


WEDNESDAY ACTIVITY 2

	READ	<p>Read the  and  words from Activity 1.</p>
--	-------------	--





	WRITE	<p>Write the  words and  words in your dictionary.</p> <p>Write a sentence with: sting</p> <p>Write a question with: leave</p>
---	--------------	--

THURSDAY ACTIVITY 1

	LOOK & SAY	alone	leave	around	play	thought
	SOUND OUT	stood	look	shook		took
		sing	sung	swing		ring

	READ	<div data-bbox="384 1451 746 1984" data-label="Image"> </div> <p>Fanisa thought no one will play with her. She stood with Ntsako. She did not want to be alone. She would not leave Ntsako alone. She stood with Ntsako all day. Fanisa thought no one will play with her because she looks different. Ntsako told Fanisa to leave her alone. She did not want Fanisa around all the time! Fanisa was so sad. She sat and cried alone.</p>
--	-------------	--





THURSDAY ACTIVITY 2

	READ	Read the  and  words from Activity 1.
	WRITE	<ol style="list-style-type: none">Who thought no one would play with her? _____ thought no one would play with her.Who did she stand with? She stood with _____.When did she stand with Ntsako? She stood with Ntsako _____.Why did Fanisa think no one would play with her? Fanisa thought no one would play with her because _____.How did Fanisa feel when Ntsako told her that she did not want her around all the time? Fanisa felt _____ when Ntsako told her that she did not want her around all the time.

FRIDAY ACTIVITY 1

	READ	Read all the  and  words again.
	READ	Read the story from Thursday Activity 1.

FRIDAY ACTIVITY 2

	READ	Read all the  and  words again.
	WRITE	Write the sentences in your book. Fix the mistakes. <ol style="list-style-type: none">she stood with ntsakontsako told fanisa to leave her aloneshe did not want fanisa around all the time






HOME LANGUAGE WORKSHEET
ENGLISH GRADE 3 TERM 1

WEEK 9


MONDAY ACTIVITY 1




	LOOK & SAY	poor	magic	money	about	giant
	SOUND OUT	sing	song	ring	swing	
		took	shook	stood	look	
	READ	I will <u>sing</u> . I will <u>sing</u> a <u>song</u> about a poor giant. I will <u>sing</u> a magic <u>song</u> about a poor giant. I will <u>sing</u> a magic <u>song</u> about a poor giant that had no money. Will you <u>sing</u> with me? Will you <u>sing</u> the <u>song</u> with me? Will you <u>sing</u> the <u>song</u> about a poor giant with me? Will you <u>sing</u> the magic <u>song</u> about a poor giant with me? Will you <u>sing</u> the magic <u>song</u> about a poor giant that had no money with me?				
	WRITE	Write the  and  words in your dictionary.				

MONDAY ACTIVITY 2





	READ	Read the  and  words from Activity 1.				
	READ	I <u>took</u> the <u>ring</u> . I <u>took</u> the magic <u>ring</u> . I <u>took</u> that magic <u>ring</u> to the <u>swing</u> . I will sit. I will sit on the <u>swing</u> . I will sit on the <u>swing</u> with the <u>ring</u> . I will sit n the <u>swing</u> with the magic <u>ring</u> . I will <u>look</u> . I will <u>look</u> at the <u>ring</u> . I will <u>look</u> at the <u>ring</u> as I sit on the <u>swing</u> . I will <u>look</u> at the magic <u>ring</u> as I sit on the <u>swing</u> .				
	WRITE	Write a sentence with: money Write a question with: song				

TUESDAY ACTIVITY 1




	LOOK & SAY	poor	magic	money	about	giant
--	------------	------	-------	-------	-------	-------


	SOUND OUT	car	far	tar	hard
		scar	star	jar	dark
	READ	I see a <u>car</u> . I see a <u>car</u> on the <u>tar</u> road. I see a <u>car</u> on the <u>dark tar</u> road. It has a <u>star</u> . The <u>car</u> has a <u>star</u> . I see a <u>car</u> with a <u>star</u> on the <u>dark tar</u> road. Can you see the <u>car</u> ? Can you see the <u>car</u> on the <u>tar</u> road? Can you see the <u>car</u> on the <u>dark tar</u> road? Can you see the <u>car</u> with the <u>star</u> on the <u>dark tar</u> road?			
	WRITE	1. What can I see? I can see a ____. 2. Where is the car? The car is on the _____.			

TUESDAY ACTIVITY 2

	READ	Read the  and  words from Activity 1.
	WRITE	Write a sentence with: star Write a question with: about




WEDNESDAY ACTIVITY 1

	LOOK & SAY	poor	magic	money	about	giant
	SOUND OUT	fork	born	storm	torch	
		short	sport	sort	north	
	READ	I have a <u>fork</u> . I will eat with the <u>fork</u> . I will eat <u>pork</u> with the <u>fork</u> . Will you eat with me? Will you eat <u>pork</u> with a <u>fork</u> with me? I am not poor. I have lots of money. I can eat lots of <u>pork</u> . I like to eat <u>pork</u> . I like to eat <u>pork</u> with a <u>fork</u> . I like to eat lots of <u>pork</u> with a <u>fork</u> . Do you like to eat <u>pork</u> ? Do you like to eat <u>pork</u> with a <u>fork</u> ? Do you like to eat lots of <u>pork</u> with a <u>fork</u> ?				

	WRITE	<p>3. What will I eat with? I will eat with a ____.</p> <p>4. What do I like to eat? I like to eat ____.</p>
--	--------------	--


WEDNESDAY ACTIVITY 2

	READ	Read the  and  words from Activity 1.
--	-------------	---





	WRITE	Write the  words and  words in your dictionary. Write a sentence with: sport Write a question with: money
--	--------------	---

THURSDAY ACTIVITY 1

	LOOK & SAY	poor	magic	money	about	giant
	SOUND OUT	sort	born	storm		short
		dark	hard	star		far

	READ	<div data-bbox="370 1057 1024 1751" data-label="Image"> </div> <p>Jack is poor. Jack and his mom are poor. They have no money. They thought. They thought about the giant. They thought about the giant that took their magic hen. They wished for their magic hen back. Jack will go. He will go to the giant. He will go to get the magic hen. He will go to get the magic hen back from the giant. Jack and his mom are not poor anymore. They have the magic hen! Jack took the magic hen from the giant!</p>
--	-------------	---





THURSDAY ACTIVITY 2

	READ	Read the  and  words from Activity 1.
	WRITE	<ol style="list-style-type: none">1. Who is poor? _____ and his _____ are poor.2. Who took their magic hen? The _____ took their magic hen.3. Who will go get the magic hen? _____ will go get the magic hen.4. Why are Jack and his mom not poor anymore? Jack and his mom are not poor anymore because _____.5. How did they get the magic hen back? _____ took the magic hen from the _____.

FRIDAY ACTIVITY 1

	READ	Read all the  and  words again.
	READ	Read the story from Thursday Activity 1.







FRIDAY ACTIVITY 2

	READ	Read all the  and  words again.
	WRITE	Write the sentences in your book. Fix the mistakes. <ol style="list-style-type: none">1. jack and his mom are poor2. he will go to get the magic hen back from the giant3. jack took the magic hen from the giant






HOME LANGUAGE WORKSHEET
ENGLISH GRADE 3 TERM 1

WEEK 10

MONDAY ACTIVITY 1

	LOOK & SAY	picture	colourful	words	read	write
	SOUND OUT	ship	must	great	story	
		book	hard	chair	with	
	READ	I <u>must</u> look. I <u>must</u> look at the <u>book</u> . I <u>must</u> look at the <u>book</u> about <u>ships</u> . I <u>must</u> sit. I <u>must</u> sit on the <u>chair</u> . I <u>must</u> sit on the <u>chair</u> and look. I <u>must</u> sit on the <u>chair</u> and look at the <u>book</u> . I <u>must</u> sit on the <u>chair</u> and look at the <u>book</u> about <u>ships</u> . I <u>must</u> read. I <u>must</u> sit and read. I <u>must</u> sit and read the <u>story</u> in the <u>book</u> about <u>ships</u> .				
	WRITE	Write the  and  words in your dictionary.				

MONDAY ACTIVITY 2

	READ	Read the  and  words from Activity 1.
	READ	I like to read. I like to read I like to read. I <u>must</u> read a <u>story</u> . I <u>must</u> read a <u>story</u> about a king. I <u>must</u> read a <u>story</u> about a king and his <u>ship</u> . I <u>must</u> read a <u>story</u> about a <u>great</u> king and his colourful <u>ship</u> . I will read <u>with</u> my mom. My mom also likes to read. My mom will read the <u>story</u> <u>with</u> me. She will read the <u>story</u> about the king and his <u>ship</u> <u>with</u> me. She will read the <u>story</u> about the <u>great</u> king and his colourful <u>ship</u> <u>with</u> me.
	WRITE	Write a sentence with: picture Write a question with: hard

TUESDAY ACTIVITY 1

	LOOK & SAY	picture	colourful	words	read	write
--	------------	---------	-----------	-------	------	-------


	SOUND OUT	turn	nurse	hurt	burn
		burnt	burst	church	surf
	READ	I <u>hurt</u> my leg. I <u>hurt</u> my leg in <u>church</u> . I <u>burnt</u> my leg. I <u>burnt</u> my leg in <u>church</u> . How did you <u>hurt</u> your leg? How did you <u>hurt</u> your leg in <u>church</u> ? How did you <u>burn</u> your leg? How did you <u>burn</u> your leg in <u>church</u> ? You must go to the <u>nurse</u> . The <u>nurse</u> will help you. The <u>nurse</u> will help you with your leg. The <u>nurse</u> will help you with your <u>burnt</u> leg.			
	WRITE	1. Where did I burn my leg? I burnt my leg in ____. 2. Who must I go to? I must go to the ____.			

TUESDAY ACTIVITY 2

	READ	Read the and words from Activity 1.
	WRITE	Write a sentence with: write Write a question with: church




WEDNESDAY ACTIVITY 1

	LOOK & SAY	picture	colourful	words	read	write
	SOUND OUT	bird	third	thirst	thirsty	
		chirp	first	shirt	skirt	
	READ	I see a <u>bird</u> . I see a colourful <u>bird</u> . The <u>bird</u> will <u>chirp</u> . The colourful <u>bird</u> will <u>chirp</u> . Can you see the <u>bird</u> ? Can you see the colourful <u>bird</u> ? Can you hear the <u>bird</u> ? Can you hear the colourful <u>bird chirp</u> ? I will write a story. I will write a story about the <u>bird</u> . I will write a story about the colourful <u>bird</u> . Will you read my story? Will you read my story about the colourful <u>bird</u> ?				



	WRITE	<p>3. What kind of bird do I see? I see a _____ bird.</p> <p>4. What will the colourful bird do? I colourful bird will _____.</p>
--	--------------	---



WEDNESDAY ACTIVITY 2

	READ	Read the  and  words from Activity 1.
--	-------------	---





	WRITE	Write the  words and  words in your dictionary. Write a sentence with: first Write a question with: thirsty
--	--------------	---

THURSDAY ACTIVITY 1

	LOOK & SAY	picture	colourful	words	read	write
	SOUND OUT	turn	hurt	burnt		burst
		first	thirsty	bird		shirt

	READ	<div style="display: flex; align-items: center;">  <div style="margin-left: 20px;"> <p>Stacey likes to read. Stacey likes to look at pictures. She likes to look at colourful pictures. She likes to look at the colourful pictures in books. Stacey likes to write. She likes to write stories. Stacey writes words to make a story. She writes words to make a great story. Her dream is to write. Her dream is to write a book. She works hard. She works hard to write a book!</p> </div> </div>
--	-------------	--





THURSDAY ACTIVITY 2

	READ	Read the  and  words from Activity 1.
	WRITE	<ol style="list-style-type: none">Who likes to read? _____ likes to read.What does Stacey like to look at? She likes to look at _____.Who likes to write? _____ likes to write.What does Stacey write to make a story? Stacey writes _____ to make a story.What does Stacey work hard to do? Stacey works hard to _____.

FRIDAY ACTIVITY 1

	READ	Read all the  and  words again.
	READ	Read the story from Thursday Activity 1.

FRIDAY ACTIVITY 2






	READ	Read all the  and  words again.
	WRITE	Write the sentences in your book. Fix the mistakes. <ol style="list-style-type: none">stacey writes words to make a storyher dream is to write a bookshe works hard to write a book

HOME LANGUAGE WORKSHEET






ENGLISH GRADE 3 TERM 1

WEEK 3



MONDAY ACTIVITY 1



	LOOK & SAY	eat	phone	scared	help	friend
	SOUND OUT	call	fun	not	see	
		think	mad	cross	glad	
	READ	I am <u>glad</u> . I am <u>glad</u> to <u>see</u> you are <u>not</u> <u>mad</u> . I am <u>glad</u> to <u>see</u> you are <u>not</u> <u>cross</u> . It is <u>not</u> <u>fun</u> to be <u>mad</u> . It is <u>not</u> <u>fun</u> to be <u>cross</u> . It is <u>fun</u> to be <u>glad</u> . Do you <u>think</u> it is <u>fun</u> ? Do you <u>think</u> it is <u>fun</u> to be <u>mad</u> ? Do you <u>think</u> it is <u>fun</u> to be <u>cross</u> ? I do <u>not</u> <u>think</u> it is <u>fun</u> to be <u>mad</u> and <u>cross</u> .				
	WRITE	Write the  and  words in your dictionary.				

MONDAY ACTIVITY 2





	READ	Read the  and  words from Activity 1.
	READ	Can I <u>call</u> you? Can I <u>call</u> you <u>mad</u> ? Is it <u>fun</u> ? Is it <u>fun</u> to <u>call</u> you <u>mad</u> ? It is <u>not</u> . It is <u>not</u> <u>fun</u> . It is <u>not</u> <u>fun</u> to <u>call</u> you <u>mad</u> . You will be <u>cross</u> . You will be <u>cross</u> if I <u>call</u> you <u>mad</u> . You will <u>not</u> be <u>glad</u> . You will <u>not</u> be <u>glad</u> if I <u>call</u> you <u>mad</u> . I will <u>not</u> <u>call</u> you. I will <u>not</u> <u>call</u> you <u>mad</u> .
	WRITE	Write a sentence with: help Write a question with: think

TUESDAY ACTIVITY 1





	LOOK & SAY	eat	phone	scared	help	friend
	SOUND OUT	stop	stand	must	just	
		strong	rust	bust	strap	

	READ	I <u>must stop</u> . I <u>must just stop</u> . I <u>must stop</u> and think. I <u>must just stop</u> and think. <u>Must I help</u> ? <u>Must I stop</u> to help? <u>Must I stop</u> to help my friend. My friend will be glad. My friend will be glad if I <u>stop</u> . My friend will be glad if I <u>stop</u> to help. He will not be mad. He will not be mad if I <u>stop</u> . He will not be mad if I <u>stop</u> to help.
	WRITE	1. Who must I stop and help? I must stop and help my _____. 2. How will my friend feel if I stop and help? My friend will feel _____ if I stop and help.







TUESDAY ACTIVITY 2

	READ	Read the  and  words from Activity 1.
	WRITE	Write a sentence with: eat Write a question with: strong



WEDNESDAY ACTIVITY 1



	LOOK & SAY	eat	phone	scared	help	friend
	SOUND OUT	boat	coat	road	goat	
	READ	I see a <u>boat</u> . I see a <u>boat</u> on the <u>road</u> . I see a <u>goat</u> in the <u>boat</u> on the <u>road</u> ! Can you see the <u>boat</u> ? Can you see the <u>boat</u> on the <u>road</u> ? Can you the <u>goat</u> in the <u>boat</u> on the <u>road</u> ? Must we help? Must we help the <u>goat</u> ? Must we help the <u>goat</u> in the <u>boat</u> ? Must we help the <u>goat</u> in the <u>boat</u> on the <u>road</u> ?				
	WRITE	1. Where is the boat? The boat is in the _____. 2. What is in the boat? The _____ is in the boat.				

WEDNESDAY ACTIVITY 2





	READ	Read the  and  words from Activity 1.
	WRITE	Write the  words and  words in your dictionary. Write a sentence with: friend Write a question with: soap

THURSDAY ACTIVITY 1





	LOOK & SAY	eat	phone	scared	help	friend			
	SOUND OUT	stop		must		just		bust	
		boast		boat		road		coat	

	READ	 <p>The fish are scared. The fish are scared for their friend. The fish <u>must</u> help. The fish <u>must</u> help their friend. They <u>must</u> <u>stop</u> and help their friend! They <u>must</u> <u>phone</u>. They <u>must</u> <u>just</u> <u>phone</u>. They <u>must</u> <u>just</u> <u>phone</u> Wendy. They <u>must</u> <u>just</u> <u>phone</u> Wendy to help. They <u>must</u> <u>just</u> <u>phone</u> Wendy to help their friend. The shark <u>must</u> not eat their friend. Wendy <u>must</u> <u>stop</u> the shark! Will Wendy <u>stop</u> the shark? Will Wendy help?</p>	<p>The fish are scared. The fish are scared for their friend. The fish <u>must</u> help. The fish <u>must</u> help their friend. They <u>must</u> <u>stop</u> and help their friend! They <u>must</u> <u>phone</u>. They <u>must</u> <u>just</u> <u>phone</u>. They <u>must</u> <u>just</u> <u>phone</u> Wendy. They <u>must</u> <u>just</u> <u>phone</u> Wendy to help. They <u>must</u> <u>just</u> <u>phone</u> Wendy to help their friend. The shark <u>must</u> not eat their friend. Wendy <u>must</u> <u>stop</u> the shark! Will Wendy <u>stop</u> the shark? Will Wendy help?</p>
---	------	---	--





THURSDAY ACTIVITY 2

	READ	Read the  and  words from Activity 1.
	WRITE	<ol style="list-style-type: none">Who is scared? The _____ are scared.Who are they scared for? They are scared for their _____.Who must they phone? They must phone _____.Who wants to eat their friend? The _____ wants to eat their friend.Who must stop the shark? _____ must stop the shark.

FRIDAY ACTIVITY 1

	READ	Read all the  and  words again.
	READ	Read the story from Thursday Activity 1.

FRIDAY ACTIVITY 2







	READ	Read all the  and  words again.
	WRITE	Write the sentences in your book. Fix the mistakes. <ol style="list-style-type: none">they must stop and help their friendthey must just phone wendy to helpwill wendy stop the shark

HOME LANGUAGE WORKSHEET






ENGLISH GRADE 3 TERM 1

WEEK 4



MONDAY ACTIVITY 1


	LOOK & SAY	please	ruin	why	knock	sorry
	SOUND OUT	strong	goat	roast	must	
		stop	soak	road	toad	
	READ	<p><u>Must I roast?</u> <u>Must I roast</u> the <u>goat</u>? <u>Must I soak</u> the <u>goat</u>? <u>Must I soak</u> and <u>roast</u> the <u>goat</u>? You <u>must stop</u>! You <u>must not roast</u> the <u>goat</u>. You <u>must not soak</u> the <u>goat</u>. You <u>must not soak</u> and <u>roast</u> the <u>goat</u>. Why <u>must I not roast</u> the <u>goat</u>? Why <u>must I not soak</u> the <u>goat</u>? Why <u>must I not soak</u> and <u>roast</u> the <u>goat</u>?</p>				
	WRITE	Write the  and  words in your dictionary.				


MONDAY ACTIVITY 2

	READ	Read the  and  words from Activity 1.
	READ	<p>Can you see the <u>toad</u>? Can you see the <u>toad</u> in the <u>road</u>? The <u>toad</u> is <u>strong</u>. The <u>toad</u> in the <u>road</u> is <u>strong</u>. <u>Must I stop</u>? <u>Must I stop</u> so you can see? I will <u>stop</u>. I will <u>stop</u> so you can see. I will <u>stop</u> so you can see the <u>toad</u>. I will <u>stop</u> so you can see the <u>toad</u> in the <u>road</u>. I will <u>stop</u> so you can see the <u>strong toad</u> in the <u>road</u>.</p>
	WRITE	<p>Write a sentence with: knock Write a question with: stop</p>

TUESDAY ACTIVITY 1


	LOOK & SAY	please	ruin	why	knock	sorry
	SOUND OUT	drip	drop	drag	drum	
		drink	dream	dress	drift	

	READ	<p>I must not <u>drip</u> the <u>drink</u>. I must not <u>drip</u> the <u>drink</u> on her <u>dress</u>. I must not <u>drag</u>. I must not <u>drag</u> her <u>dress</u>. I must not <u>drop</u>. I must not <u>drop</u> her <u>dress</u>. It will ruin her <u>dress</u>. It will ruin her <u>dress</u> if I <u>drip</u> the <u>drink</u> on it. It will ruin her <u>dress</u> if I <u>drag</u> it. It will ruin her <u>dress</u> if I <u>drop</u> it. She will be sad. She will be sad if I ruin her <u>dress</u>.</p>
---	-------------	---

	WRITE	<p>1. What must I not ruin? I must not ruin her _____.</p> <p>2. How will she feel if I ruin her dress? She will feel _____ if I ruin her dress.</p>
---	--------------	--


TUESDAY ACTIVITY 2


	READ	Read the  and  words from Activity 1.
---	-------------	---


	WRITE	Write a sentence with: drum Write a question with: why
--	--------------	---

WEDNESDAY ACTIVITY 1







	LOOK & SAY	please	ruin	why	knock	sorry
---	-----------------------	--------	------	-----	-------	-------

	SOUND OUT	tree	seem	queen	weed
		street	free	speed	sweet

	READ	<p>I see a <u>queen</u>. I see a <u>sweet queen</u> in the <u>tree</u>. I see a <u>sweet queen</u> in the <u>tree</u> by the <u>street</u>. Why is the <u>sweet queen</u> in the <u>tree</u>? Why is the <u>sweet queen</u> in the <u>tree</u> by the <u>street</u>? The <u>queen</u> wants to be <u>free</u>. The <u>sweet queen</u> wants to be <u>free</u>. She wants to be <u>free</u> to sit in the <u>tree</u>. Why does the <u>sweet queen</u> want to be <u>free</u> to sit in the <u>tree</u>?</p>
---	-------------	---



	WRITE	<p>1. Where is the queen? The queen is in the ____.</p> <p>2. Why is the queen in the tree? The queen is in the tree because she wants to be ____.</p>
---	--------------	--

WEDNESDAY ACTIVITY 2





	READ	Read the  and  words from Activity 1.
	WRITE	Write the  words and  words in your dictionary. Write a sentence with: queen Write a question with: please

THURSDAY ACTIVITY 1





	LOOK & SAY	please	ruin	why	knock	sorry
	SOUND OUT	dream	drink	drop	drag	
		seem	sweet	speed	street	

	READ	<div style="display: flex; align-items: center;">  <div style="margin-left: 20px;"> <p>Mbuso has a dream. He has a dream to build a big sandcastle. The girl will come. She will come to knock it down. She is not sweet! She is not a sweet girl! Why will she knock the sandcastle? Why will she knock the sandcastle down? She will run with speed. She will run with speed and knock it down. How will Mbuso feel? Will the girl say sorry? Will the girl say sorry to Mbuso?</p> </div> </div>
---	-------------	---





THURSDAY ACTIVITY 2

	READ	Read the  and  words from Activity 1.
	WRITE	<ol style="list-style-type: none">Who has a dream to build a big sandcastle? _____ has a dream to build a big sandcastle.What will the girl do to the sandcastle? The girl will _____ the sandcastle down.How will she run? She will run with _____.Is the girl a sweet girl? Yes/No, The girl is/ is not a sweet girl.Do you think the girl should say sorry to Mbuso? Yes/ No, I do/do not think the girl should say sorry to Mbuso.

FRIDAY ACTIVITY 1

	READ	Read all the  and  words again.
	READ	Read the story from Thursday Activity 1.

FRIDAY ACTIVITY 2







	READ	Read all the  and  words again.
	WRITE	Write the sentences in your book. Fix the mistakes. <ol style="list-style-type: none">she is not sweethow will mbuso feelwill the girl say sorry to mbuso

HOME LANGUAGE WORKSHEET






ENGLISH GRADE 3 TERM 1

WEEK 5

MONDAY ACTIVITY 1



	LOOK & SAY	over	hurt	won	shoes	like
	SOUND OUT	feel	dream	drink	free	
		drop	street	drift	speed	
	READ	I like to <u>feel free</u> . I like to <u>dream of speed</u> . I like to <u>feel free and dream of speed</u> in the <u>street</u> . I like to <u>feel free and dream of speed</u> in the <u>street</u> , but I do not want to get hurt. I will just <u>dream</u> . I will just <u>dream of speed</u> . I will just <u>dream of speed</u> in the <u>street</u> .				
	WRITE	Write the  and  words in your dictionary.				

MONDAY ACTIVITY 2





	READ	Read the  and  words from Activity 1.
	READ	I must not <u>drop my drink</u> . I must not <u>drop my drink</u> in the <u>street</u> . My mom will not like it. She will not like it if I <u>drop my drink</u> . She will not like it if I <u>drop my drink</u> in the <u>street</u> . I will <u>feel bad</u> . I will <u>feel bad</u> if I <u>drop my drink</u> . I will <u>feel bad</u> if I <u>drop my drink</u> in the <u>street</u> . I will <u>feel bad</u> if I make my mom mad.
	WRITE	Write a sentence with: won Write a question with: drop

TUESDAY ACTIVITY 1




	LOOK & SAY	over	hurt	won	shoes	like
	SOUND OUT	grab	grin	groan	green	
		grass	grand	great	grade	


	READ	I feel <u>great</u> . I feel <u>grand</u> . I feel <u>great</u> and <u>grand</u> . I feel <u>great</u> and <u>grand</u> to be in the next <u>grade</u> . I <u>grin</u> . I <u>grin</u> when I feel <u>great</u> . I <u>grin</u> when I feel <u>grand</u> . I <u>grin</u> when I feel <u>great</u> and <u>grand</u> . Do you <u>grin</u> ? Do you <u>grin</u> when you feel <u>great</u> ? Do you <u>grin</u> when you feel <u>grand</u> ? Do you <u>grin</u> when you feel <u>great</u> and <u>grand</u> ?
	WRITE	1. How do I feel? I feel ____ and ____. 2. What do I do when I feel great and grand? I ____ when I feel great and grand.

TUESDAY ACTIVITY 2

	READ	Read the  and  words from Activity 1.
	WRITE	Write a sentence with: shoes Write a question with: grade







WEDNESDAY ACTIVITY 1

	LOOK & SAY	over	hurt	won	shoes	like			
	SOUND OUT	moon		spoon		soon		groom	
		loom		pool		zoom		food	
	READ	I like to eat <u>food</u> . I like to eat <u>food</u> in the <u>pool</u> . I like to eat <u>food</u> in the <u>pool</u> with a <u>spoon</u> . I drop <u>food</u> . I drop <u>food</u> in the <u>pool</u> . My dad will not like it. He will not like <u>food</u> in the <u>pool</u> . I must not eat in the <u>pool</u> . I must not eat <u>food</u> in the <u>pool</u> . I must not eat <u>food</u> in the <u>pool</u> with a <u>spoon</u> . I must not drop <u>food</u> in the <u>pool</u> !							



	WRITE	1. Where do I like to eat food? I like to eat food in the ____.
---	-------	--



		2. What do I drop in the pool? I drop _____ in the pool.
--	--	---

WEDNESDAY ACTIVITY 2




	READ	Read the  and  words from Activity 1.
	WRITE	Write the  words and  words in your dictionary. Write a sentence with: moon Write a question with: like


THURSDAY ACTIVITY 1

	LOOK & SAY	over	hurt	won	shoes	like
	SOUND OUT	grand	grin	great	green	
		zoom	soon	loom	food	





	READ	 <p>Zodwa like to run. Zodwa is a <u>great</u> runner. She has no shoes. Her feet hurt. Her feet hurt when she runs with no shoes. The lady will give her shoes. She will give her <u>green</u> shoes. Zodwa will be the best runner with her <u>green</u> shoes! She <u>zoomed</u> down the track. She <u>zoomed</u> down the track with her <u>green</u> shoes. She won! Zodwa won! Zodwa feels <u>great</u>! She feels <u>grand</u>!</p>
---	-------------	---

THURSDAY ACTIVITY 2





	READ	Read the  and  words from Activity 1.
	WRITE	1. What does Zodwa like to do?

		<p>Zodwa likes to _____.</p> <p>2. Who is a great runner? _____ is a great runner.</p> <p>3. Who will give her shoes? The _____ will give her shoes.</p> <p>4. What colour shoes will Zodwa get? Zodwa will get _____ shoes.</p> <p>5. Who won the race? _____ won the race.</p>
---	--	--

FRIDAY ACTIVITY 1

	<p>READ</p>	<p>Read all the  and  words again.</p>
	<p>READ</p>	<p>Read the story from Thursday Activity 1.</p>

FRIDAY ACTIVITY 2






	<p>READ</p>	<p>Read all the  and  words again.</p>
	<p>WRITE</p>	<p>Write the sentences in your book. Fix the mistakes.</p> <ol style="list-style-type: none"> 1. zodwa will be the best runner with her green shoes 2. she zoomed down the track 3. zodwa feels great

HOME LANGUAGE WORKSHEET






ENGLISH GRADE 3 TERM 1

WEEK 6

MONDAY ACTIVITY 1

	LOOK & SAY	different	dance	beauty	because	one
	SOUND OUT	grass	green	great		grin
		moon	soon	food		spoon
	READ	<p>I will dance. I will dance on the <u>grass</u>. I will dance on the <u>green grass</u>. I will dance on the <u>green grass</u> under the <u>moon</u>. I will dance on the <u>green grass</u> under the <u>moon</u> with a <u>spoon</u>. I will dance a <u>great</u> dance on the <u>green grass</u> under the <u>moon</u> with a <u>spoon</u>. I will dance <u>soon</u>. <u>Soon</u> I will dance a <u>great</u> dance on the <u>green grass</u> under the <u>moon</u> with a <u>spoon</u>.</p>				
	WRITE	Write the  and  words in your dictionary.				

MONDAY ACTIVITY 2

	READ	Read the  and  words from Activity 1.				
	READ	<p>I <u>grin</u>. I <u>grin</u> at the <u>moon</u>. I <u>grin</u> at the <u>great moon</u>. Do you <u>grin</u>? Do you <u>grin</u> at the <u>great moon</u>? I <u>grin</u> because the <u>moon</u> is full of beauty I <u>grin</u> at the <u>great moon</u> because it is full of beauty. Do you think the <u>moon</u> is full of <u>beauty</u>? Do you <u>grin</u> at the <u>great moon</u> because it is full of beauty? You must <u>grin</u> at the <u>great moon</u> because it is full of beauty!</p>				
	WRITE	<p>Write a sentence with: soon Write a question with: different</p>				

TUESDAY ACTIVITY 1

	LOOK & SAY	different	dance	beauty	because	one
--	------------	-----------	-------	--------	---------	-----


	SOUND OUT	ship	shop	shin	shot
		bash	mash	fish	wish
	READ	<p>I <u>wish</u>. I <u>wish</u> I can go on a <u>ship</u>. I <u>wish</u> I can go on a big <u>ship</u>. I <u>wish</u> I can go on a big <u>ship</u> that has a <u>shop</u>. I <u>wish</u> I can go on a big <u>ship</u> so I can <u>fish</u>. Do you <u>wish</u>? Do you <u>wish</u> to go on a <u>ship</u>? Do you <u>wish</u> to go on a big <u>ship</u>? Do you <u>wish</u> to go on a big <u>ship</u> that has a <u>shop</u>? Do you <u>wish</u> to go on a big <u>ship</u> so you can <u>fish</u>?</p>			
	WRITE	<p>1. What do I wish I can go on? I wish I can go on a _____.</p> <p>2. What do I want to do on the big ship? I want to _____ on the big ship.</p>			

TUESDAY ACTIVITY 2

	READ	Read the and words from Activity 1.
	WRITE	Write a sentence with: because Write a question with: mash




WEDNESDAY ACTIVITY 1

	LOOK & SAY	different	dance	beauty	because	one
	SOUND OUT	thin	thick	thud	three	
		moth	with	math	bath	
	READ	<p>I see a <u>moth</u>. I see a <u>moth</u> on the <u>bath</u>. I see the <u>moth</u> on the <u>bath</u> <u>with</u> <u>thin</u> wings. I see the <u>moth</u> <u>with</u> the <u>thin</u> wings dance on the <u>bath</u>. Can you see the <u>moth</u>? Can you see the <u>moth</u> on the <u>bath</u>? Can you see the <u>moth</u> on the <u>bath</u> <u>with</u> the <u>thin</u> wings? Can you see the <u>moth</u> <u>with</u> the <u>thin</u> wings dance on the <u>bath</u>? Why is the <u>moth</u> on the <u>bath</u>? Why is the <u>moth</u> <u>with</u> the <u>thin</u> wings on the <u>bath</u>?</p>				

	WRITE	<p>1. What can I see? I can see a ____.</p> <p>2. Where is the moth? The moth is on the ____.</p>
---	--------------	---


WEDNESDAY ACTIVITY 2

	READ	Read the  and  words from Activity 1.
---	-------------	---

	WRITE	Write the  words and  words in your dictionary. Write a sentence with: three Write a question with: one
---	--------------	---


THURSDAY ACTIVITY 1

	LOOK & SAY	different	dance	beauty	because	one
	SOUND OUT	with	thin	thick	three	
		shin	wish	bash	shop	

	READ	<div data-bbox="416 1093 799 1771" data-label="Image"> </div> <p>Musa likes to dance. He is different. He is different because he has only one leg! He is not scared to dance. He is not scared to dance <u>with</u> one leg. He dances <u>with</u> beauty. He had a dream. He had a <u>wish</u>. He wanted to be the best. He wanted to be the best dancer! He had a dream and a <u>wish</u> to be the best dancer. Did Musa stop? He did not stop because he had only one leg!</p>
---	-------------	--

THURSDAY ACTIVITY 2

	READ	Read the  and  words from Activity 1.
---	-------------	---

	<p>WRITE</p>	<ol style="list-style-type: none"> 1. What does Musa like to do? Musa likes to _____. 2. Why is Musa different? Musa is different because _____. 3. How does Musa dance? Musa dances with _____. 4. What did Musa want to be? Musa wanted to be the _____. 5. Did Musa stop because he only had one leg? Yes/No, Musa did/did not stop because he only had one leg.
---	---------------------	--


FRIDAY ACTIVITY 1

	<p>READ</p>	<p>Read all the  and  words again.</p>
---	--------------------	--

	<p>READ</p>	<p>Read the story from Thursday Activity 1.</p>
--	--------------------	---

FRIDAY ACTIVITY 2







	<p>READ</p>	<p>Read all the  and  words again.</p>
---	--------------------	--

	<p>WRITE</p>	<p>Write the sentences in your book. Fix the mistakes.</p> <ol style="list-style-type: none"> 1. he is different because he has only one leg 2. he wanted to be the best dancer 3. did musa stop
---	---------------------	---






HOME LANGUAGE WORKSHEET
ENGLISH TERM 1

WEEK 7

MONDAY ACTIVITY 1




	LOOK & SAY	always	special	toy	idea	hair
	SOUND OUT	with	three	thin	bath	
		wish	shop	bash	fish	
	READ	I <u>wish</u> . I <u>wish</u> I had <u>three</u> <u>fish</u> . I <u>wish</u> I had <u>three</u> <u>fish</u> in my <u>bath</u> . I <u>wish</u> I had <u>three</u> <u>fish</u> to swim <u>with</u> me. I <u>wish</u> I had <u>three</u> <u>fish</u> to swim <u>with</u> me in the <u>bath</u> . Do you <u>wish</u> you had <u>fish</u> ? Do you <u>wish</u> you had <u>fish</u> in the <u>bath</u> ? Do you <u>wish</u> you had <u>fish</u> to swim <u>with</u> you? Do you <u>wish</u> you had <u>fish</u> to swim in the <u>bath</u> <u>with</u> you?				
	WRITE	Write the  and  words in your dictionary.				

MONDAY ACTIVITY 2





	READ	Read the  and  words from Activity 1.				
	READ	I will go. I will go to the <u>shop</u> . I will go to the <u>shop</u> <u>with</u> my mom. I will go to the <u>fish</u> <u>shop</u> . I will go to the <u>fish</u> <u>shop</u> <u>with</u> my mom. I will go to the <u>fish</u> <u>shop</u> <u>with</u> my mom because she wants to eat <u>fish</u> . I will go to the <u>fish</u> <u>shop</u> <u>with</u> my mom because she wants to eat <u>fish</u> for dinner. I like to eat <u>fish</u> . I like to eat <u>fish</u> for dinner. Do you like to eat <u>fish</u> ? Do you like to eat <u>fish</u> for dinner?				
	WRITE	Write a sentence with: toy Write a question with: thin				

TUESDAY ACTIVITY 1




	LOOK & SAY	always	special	toy	idea	hair
--	------------	--------	---------	-----	------	------


	SOUND OUT	chin	chop	chip	chain
		rich	such	much	chair
	READ	I sit. I always sit. I sit on my <u>chair</u> . I always sit on my <u>chair</u> . I sit on my <u>chair</u> and eat my <u>chips</u> . I always sit on my <u>chair</u> and eat my <u>chips</u> . I sit on my <u>chair</u> and eat my <u>chop</u> . I always sit on my <u>chair</u> and eat my <u>chop</u> . I sit on my <u>chair</u> and I eat my <u>chips</u> and my <u>chop</u> . I always sit on my <u>chair</u> and eat my <u>chips</u> and my <u>chop</u> .			
	WRITE	1. Where do I always sit? I always sit on my _____. 2. What do I always eat? I always my _____ and my _____.			

TUESDAY ACTIVITY 2

	READ	Read the  and  words from Activity 1.
	WRITE	Write a sentence with: chin Write a question with: hair




WEDNESDAY ACTIVITY 1

	LOOK & SAY	always	special	toy	idea	hair
	SOUND OUT	crib	crab	crop	crack	
		crash	crunch	cry	cried	
	READ	I hear a <u>crash</u> . I hear a <u>crunch</u> . I see a <u>crab</u> . I see a <u>crab</u> <u>crunch</u> my <u>chips</u> . I see a <u>crab</u> <u>crack</u> my <u>chips</u> . I see a big <u>crab</u> <u>crunch</u> and <u>crack</u> my <u>chips</u> ! I <u>cried</u> . I <u>cried</u> when the <u>crab</u> <u>crunched</u> my <u>chips</u> . I <u>cried</u> when the <u>crab</u> <u>cracked</u> my <u>chips</u> . I <u>cried</u> when the <u>crab</u> <u>crunched</u> and <u>cracked</u> my <u>chips</u> . Do you think you would <u>cry</u> ? Would you <u>cry</u> if a <u>crab</u> <u>crunched</u> and <u>cracked</u> your <u>chips</u> ?				



	WRITE	<p>1. What can I see? I can see a ____.</p> <p>2. What did I do when the crab crunched and cracked my chips? I _____ when the crab crunched and cracked my chips.</p>
--	--------------	---



WEDNESDAY ACTIVITY 2

	READ	Read the  and  words from Activity 1.
--	-------------	---





	WRITE	Write the  words and  words in your dictionary. Write a sentence with: idea Write a question with: cry
--	--------------	--

THURSDAY ACTIVITY 1

	LOOK & SAY	always	special	toy	idea	hair
	SOUND OUT	chop	much	chair		such
		cry	cried	crash		crop

	READ	<div style="display: flex; align-items: center;">  <div style="margin-left: 20px;"> <p>Marie has a special toy. Teddy is her special toy. Marie always had Teddy with her. One day Josh had an idea. He will cut Teddy's hair! He will take Teddy and <u>chop</u> his hair. He thinks it is <u>such</u> a good idea! Do you think it is a good idea? Marie will <u>cry</u>. Marie will <u>cry</u> when she sees Teddy. Marie did <u>cry</u>. Marie <u>cried</u> when she saw Teddy. It was not <u>such</u> a good idea to <u>chop</u> Teddy's hair.</p> </div> </div>
--	-------------	---





THURSDAY ACTIVITY 2

	READ	Read the  and  words from Activity 1.
	WRITE	<ol style="list-style-type: none">1. Who is Marie's special toy? _____ is Marie's special toy.2. Who had an idea? _____ had an idea.3. What will Josh do to Teddy's hair? Josh will _____ Teddy's hair.4. What will Marie do when she sees Teddy? Marie will _____ when she sees Teddy.5. Was it a good idea to chop Teddy's hair? Yes/No, it was/ was not a good idea to chop Teddy's hair.

FRIDAY ACTIVITY 1

	READ	Read all the  and  words again.
	READ	Read the story from Thursday Activity 1.


FRIDAY ACTIVITY 2

	READ	Read all the  and  words again.
	WRITE	Write the sentences in your book. Fix the mistakes. <ol style="list-style-type: none">1. he will cut teddy's hair2. do you think it is a good idea3. it was not such a good idea to chop teddy's hair






HOME LANGUAGE WORKSHEET
ENGLISH GRADE 3 TERM 1

WEEK 8

MONDAY ACTIVITY 1




	LOOK & SAY	alone	leave	around	play	thought
	SOUND OUT	chin	chop	chain	much	
		crack	crash	cry	crab	
	READ	I will <u>cry</u> . I will <u>cry</u> if I <u>crack</u> my <u>chin</u> . I will <u>cry</u> if I <u>crack</u> my <u>chin</u> on the <u>chain</u> . I will <u>cry</u> . I will <u>cry</u> if I <u>crash</u> my <u>chin</u> . I will <u>cry</u> if I <u>crash</u> my <u>chin</u> on the <u>chain</u> . I will <u>cry</u> if I <u>crack</u> and <u>crash</u> my <u>chin</u> on the <u>chain</u> . Will you <u>cry</u> ? Will you <u>cry</u> if you <u>crack</u> your <u>chin</u> on the <u>chain</u> ? Will you <u>cry</u> if you <u>crash</u> your <u>chin</u> on the <u>chain</u> ?				
	WRITE	Write the  and  words in your dictionary.				

MONDAY ACTIVITY 2





	READ	Read the  and  words from Activity 1.
	READ	The <u>crab</u> will <u>chop</u> . The <u>crab</u> will <u>crack</u> . The <u>crab</u> will <u>chop</u> and <u>crack</u> . What will the <u>crab</u> <u>chop</u> ? What will the <u>crab</u> <u>crack</u> ? What will the <u>crab</u> <u>chop</u> and <u>crack</u> ? The <u>crab</u> will <u>chop</u> the rock. The <u>crab</u> will <u>crack</u> the rock. The <u>crab</u> will <u>chop</u> and <u>crack</u> the rock. Will you <u>cry</u> ? Will you <u>cry</u> when the <u>crab</u> <u>chops</u> the rock? Will you <u>cry</u> when the <u>crab</u> <u>cracks</u> the rock?
	WRITE	Write a sentence with: crash Write a question with: crab

TUESDAY ACTIVITY 1



	LOOK & SAY	alone	leave	around	play	thought
--	------------	-------	-------	--------	------	---------


	SOUND OUT	stood	look	book	took
		shook	hook	foot	wood
	READ	I <u>stood</u> . I <u>stood</u> alone. I <u>stood</u> alone to <u>look</u> around. I <u>looked</u> . I <u>looked</u> at the <u>book</u> . I <u>looked</u> at the <u>book</u> with the <u>hook</u> . I <u>took</u> . I <u>took</u> the <u>book</u> . I <u>took</u> the <u>book</u> with the <u>hook</u> . I <u>shook</u> . I <u>shook</u> when I <u>looked</u> at the <u>book</u> . I <u>shook</u> when I <u>looked</u> at the <u>book</u> with the <u>hook</u> . I will leave the <u>book</u> . I will leave the <u>book</u> with the <u>hook</u> .			
	WRITE	1. Why did I stand alone? I stood alone to ____.			
		2. What did I do when I looked at the book with the hook? I ____ when I looked at the book with the hook.			


TUESDAY ACTIVITY 2

	READ	Read the  and  words from Activity 1.
	WRITE	Write a sentence with: foot Write a question with: play

WEDNESDAY ACTIVITY 1




	LOOK & SAY	alone	leave	around	play	thought
	SOUND OUT	sing	song	king	swing	
		sting	ring	sung	rang	

	READ	<p>I see the <u>king</u>. I see the <u>king sing</u>. I see the <u>king sing</u> a <u>song</u>. The <u>king</u> is on the <u>swing</u>. I see the <u>king</u> on the <u>swing</u>. I see the <u>king sing</u> on the <u>swing</u>. I see the <u>king sing</u> a <u>song</u> on the <u>swing</u>. He has a <u>ring</u>. I see the <u>king</u> with a <u>ring</u>. I see the <u>king</u> with a <u>ring</u> on the <u>swing</u>. I see the <u>king</u> with a <u>ring</u> <u>sing</u> a <u>song</u> on the <u>swing</u>.</p>
--	-------------	--



	WRITE	<ol style="list-style-type: none"> Who can I see? I can see the ____. Where is the king? The king is on the ____.
--	--------------	---



WEDNESDAY ACTIVITY 2

	READ	Read the  and  words from Activity 1.
--	-------------	---





	WRITE	Write the  words and  words in your dictionary. Write a sentence with: sting Write a question with: leave
---	--------------	---

THURSDAY ACTIVITY 1

	LOOK & SAY	alone	leave	around	play	thought
	SOUND OUT	stood	look	shook		took
		sing	sung	swing		ring

	READ	 <p>Fanisa thought no one will play with her. She stood with Ntsako. She did not want to be alone. She would not leave Ntsako alone. She stood with Ntsako all day. Fanisa thought no one will play with her because she looks different. Ntsako told Fanisa to leave her alone. She did not want Fanisa around all the time! Fanisa was so sad. She sat and cried alone.</p>
--	-------------	--





THURSDAY ACTIVITY 2

	READ	Read the  and  words from Activity 1.
	WRITE	<ol style="list-style-type: none">Who thought no one would play with her? _____ thought no one would play with her.Who did she stand with? She stood with _____.When did she stand with Ntsako? She stood with Ntsako _____.Why did Fanisa think no one would play with her? Fanisa thought no one would play with her because _____.How did Fanisa feel when Ntsako told her that she did not want her around all the time? Fanisa felt _____ when Ntsako told her that she did not want her around all the time.

FRIDAY ACTIVITY 1

	READ	Read all the  and  words again.
	READ	Read the story from Thursday Activity 1.

FRIDAY ACTIVITY 2

	READ	Read all the  and  words again.
	WRITE	Write the sentences in your book. Fix the mistakes. <ol style="list-style-type: none">she stood with ntsakontsako told fanisa to leave her aloneshe did not want fanisa around all the time






HOME LANGUAGE WORKSHEET
ENGLISH GRADE 3 TERM 1

WEEK 9


MONDAY ACTIVITY 1




	LOOK & SAY	poor	magic	money	about	giant
	SOUND OUT	sing	song	ring	swing	
		took	shook	stood	look	
	READ	I will <u>sing</u> . I will <u>sing</u> a <u>song</u> about a poor giant. I will <u>sing</u> a magic <u>song</u> about a poor giant. I will <u>sing</u> a magic <u>song</u> about a poor giant that had no money. Will you <u>sing</u> with me? Will you <u>sing</u> the <u>song</u> with me? Will you <u>sing</u> the <u>song</u> about a poor giant with me? Will you <u>sing</u> the magic <u>song</u> about a poor giant with me? Will you <u>sing</u> the magic <u>song</u> about a poor giant that had no money with me?				
	WRITE	Write the  and  words in your dictionary.				

MONDAY ACTIVITY 2





	READ	Read the  and  words from Activity 1.				
	READ	I <u>took</u> the <u>ring</u> . I <u>took</u> the magic <u>ring</u> . I <u>took</u> that magic <u>ring</u> to the <u>swing</u> . I will sit. I will sit on the <u>swing</u> . I will sit on the <u>swing</u> with the <u>ring</u> . I will sit n the <u>swing</u> with the magic <u>ring</u> . I will <u>look</u> . I will <u>look</u> at the <u>ring</u> . I will <u>look</u> at the <u>ring</u> as I sit on the <u>swing</u> . I will <u>look</u> at the magic <u>ring</u> as I sit on the <u>swing</u> .				
	WRITE	Write a sentence with: money Write a question with: song				

TUESDAY ACTIVITY 1




	LOOK & SAY	poor	magic	money	about	giant
--	------------	------	-------	-------	-------	-------


	SOUND OUT	car	far	tar	hard
		scar	star	jar	dark
	READ	I see a <u>car</u> . I see a <u>car</u> on the <u>tar</u> road. I see a <u>car</u> on the <u>dark tar</u> road. It has a <u>star</u> . The <u>car</u> has a <u>star</u> . I see a <u>car</u> with a <u>star</u> on the <u>dark tar</u> road. Can you see the <u>car</u> ? Can you see the <u>car</u> on the <u>tar</u> road? Can you see the <u>car</u> on the <u>dark tar</u> road? Can you see the <u>car</u> with the <u>star</u> on the <u>dark tar</u> road?			
	WRITE	1. What can I see? I can see a ____. 2. Where is the car? The car is on the _____.			

TUESDAY ACTIVITY 2

	READ	Read the  and  words from Activity 1.
	WRITE	Write a sentence with: star Write a question with: about




WEDNESDAY ACTIVITY 1

	LOOK & SAY	poor	magic	money	about	giant
	SOUND OUT	fork	born	storm	torch	
		short	sport	sort	north	
	READ	I have a <u>fork</u> . I will eat with the <u>fork</u> . I will eat <u>pork</u> with the <u>fork</u> . Will you eat with me? Will you eat <u>pork</u> with a <u>fork</u> with me? I am not poor. I have lots of money. I can eat lots of <u>pork</u> . I like to eat <u>pork</u> . I like to eat <u>pork</u> with a <u>fork</u> . I like to eat lots of <u>pork</u> with a <u>fork</u> . Do you like to eat <u>pork</u> ? Do you like to eat <u>pork</u> with a <u>fork</u> ? Do you like to eat lots of <u>pork</u> with a <u>fork</u> ?				

	WRITE	<p>3. What will I eat with? I will eat with a ____.</p> <p>4. What do I like to eat? I like to eat ____.</p>
--	--------------	--


WEDNESDAY ACTIVITY 2

	READ	Read the  and  words from Activity 1.
--	-------------	---





	WRITE	Write the  words and  words in your dictionary. Write a sentence with: sport Write a question with: money
--	--------------	---

THURSDAY ACTIVITY 1

	LOOK & SAY	poor	magic	money	about	giant
	SOUND OUT	sort	born	storm		short
		dark	hard	star		far

	READ	<div data-bbox="370 1061 1024 1756" data-label="Image"> </div> <p>Jack is poor. Jack and his mom are poor. They have no money. They thought. They thought about the giant. They thought about the giant that took their magic hen. They wished for their magic hen back. Jack will go. He will go to the giant. He will go to get the magic hen. He will go to get the magic hen back from the giant. Jack and his mom are not poor anymore. They have the magic hen! Jack took the magic hen from the giant!</p>
--	-------------	---





THURSDAY ACTIVITY 2

	READ	Read the  and  words from Activity 1.
	WRITE	<ol style="list-style-type: none">1. Who is poor? _____ and his _____ are poor.2. Who took their magic hen? The _____ took their magic hen.3. Who will go get the magic hen? _____ will go get the magic hen.4. Why are Jack and his mom not poor anymore? Jack and his mom are not poor anymore because _____.5. How did they get the magic hen back? _____ took the magic hen from the _____.

FRIDAY ACTIVITY 1

	READ	Read all the  and  words again.
	READ	Read the story from Thursday Activity 1.







FRIDAY ACTIVITY 2

	READ	Read all the  and  words again.
	WRITE	Write the sentences in your book. Fix the mistakes. <ol style="list-style-type: none">1. jack and his mom are poor2. he will go to get the magic hen back from the giant3. jack took the magic hen from the giant






HOME LANGUAGE WORKSHEET
ENGLISH GRADE 3 TERM 1

WEEK 10

MONDAY ACTIVITY 1

	LOOK & SAY	picture	colourful	words	read	write
	SOUND OUT	ship	must	great	story	
		book	hard	chair	with	
	READ	I <u>must</u> look. I <u>must</u> look at the <u>book</u> . I <u>must</u> look at the <u>book</u> about <u>ships</u> . I <u>must</u> sit. I <u>must</u> sit on the <u>chair</u> . I <u>must</u> sit on the <u>chair</u> and look. I <u>must</u> sit on the <u>chair</u> and look at the <u>book</u> . I <u>must</u> sit on the <u>chair</u> and look at the <u>book</u> about <u>ships</u> . I <u>must</u> read. I <u>must</u> sit and read. I <u>must</u> sit and read the <u>story</u> in the <u>book</u> about <u>ships</u> .				
	WRITE	Write the  and  words in your dictionary.				

MONDAY ACTIVITY 2

	READ	Read the  and  words from Activity 1.
	READ	I like to read. I like to read I like to read. I <u>must</u> read a <u>story</u> . I <u>must</u> read a <u>story</u> about a king. I <u>must</u> read a <u>story</u> about a king and his <u>ship</u> . I <u>must</u> read a <u>story</u> about a <u>great</u> king and his colourful <u>ship</u> . I will read <u>with</u> my mom. My mom also likes to read. My mom will read the <u>story</u> <u>with</u> me. She will read the <u>story</u> about the king and his <u>ship</u> <u>with</u> me. She will read the <u>story</u> about the <u>great</u> king and his colourful <u>ship</u> <u>with</u> me.
	WRITE	Write a sentence with: picture Write a question with: hard

TUESDAY ACTIVITY 1

	LOOK & SAY	picture	colourful	words	read	write
--	------------	---------	-----------	-------	------	-------


	SOUND OUT	turn	nurse	hurt	burn
		burnt	burst	church	surf
	READ	I <u>hurt</u> my leg. I <u>hurt</u> my leg in <u>church</u> . I <u>burnt</u> my leg. I <u>burnt</u> my leg in <u>church</u> . How did you <u>hurt</u> your leg? How did you <u>hurt</u> your leg in <u>church</u> ? How did you <u>burn</u> your leg? How did you <u>burn</u> your leg in <u>church</u> ? You must go to the <u>nurse</u> . The <u>nurse</u> will help you. The <u>nurse</u> will help you with your leg. The <u>nurse</u> will help you with your <u>burnt</u> leg.			
	WRITE	1. Where did I burn my leg? I burnt my leg in ____.			
		2. Who must I go to? I must go to the ____.			

TUESDAY ACTIVITY 2

	READ	Read the and words from Activity 1.
	WRITE	Write a sentence with: write Write a question with: church




WEDNESDAY ACTIVITY 1

	LOOK & SAY	picture	colourful	words	read	write
	SOUND OUT	bird	third	thirst	thirsty	
		chirp	first	shirt	skirt	
	READ	I see a <u>bird</u> . I see a colourful <u>bird</u> . The <u>bird</u> will <u>chirp</u> . The colourful <u>bird</u> will <u>chirp</u> . Can you see the <u>bird</u> ? Can you see the colourful <u>bird</u> ? Can you hear the <u>bird</u> ? Can you hear the colourful <u>bird chirp</u> ? I will write a story. I will write a story about the <u>bird</u> . I will write a story about the colourful <u>bird</u> . Will you read my story? Will you read my story about the colourful <u>bird</u> ?				



	WRITE	<p>3. What kind of bird do I see? I see a _____ bird.</p> <p>4. What will the colourful bird do? I colourful bird will _____.</p>
--	--------------	---



WEDNESDAY ACTIVITY 2

	READ	Read the  and  words from Activity 1.
--	-------------	---





	WRITE	Write the  words and  words in your dictionary. Write a sentence with: first Write a question with: thirsty
--	--------------	---

THURSDAY ACTIVITY 1

	LOOK & SAY	picture	colourful	words	read	write
	SOUND OUT	turn	hurt	burnt		burst
		first	thirsty	bird		shirt

	READ	<div style="display: flex; align-items: center;">  <div style="margin-left: 20px;"> <p>Stacey likes to read. Stacey likes to look at pictures. She likes to look at colourful pictures. She likes to look at the colourful pictures in books. Stacey likes to write. She likes to write stories. Stacey writes words to make a story. She writes words to make a great story. Her dream is to write. Her dream is to write a book. She works hard. She works hard to write a book!</p> </div> </div>
--	-------------	--





THURSDAY ACTIVITY 2

	READ	Read the  and  words from Activity 1.
	WRITE	<ol style="list-style-type: none">Who likes to read? _____ likes to read.What does Stacey like to look at? She likes to look at _____.Who likes to write? _____ likes to write.What does Stacey write to make a story? Stacey writes _____ to make a story.What does Stacey work hard to do? Stacey works hard to _____.

FRIDAY ACTIVITY 1

	READ	Read all the  and  words again.
	READ	Read the story from Thursday Activity 1.

FRIDAY ACTIVITY 2

	READ	Read all the  and  words again.
	WRITE	Write the sentences in your book. Fix the mistakes. <ol style="list-style-type: none">stacey writes words to make a storyher dream is to write a bookshe works hard to write a book